

Hardware Maintenance Manual

Types 8122, 8123, 8124, 8129, 8131

Types 8132, 8133, 8134, 8135, 8136

Types 8137, 8138, 9212, 9213

Hardware Maintenance Manual

Types 8122, 8123, 8124, 8129, 8131

Types 8132, 8133, 8134, 8135, 8136

Types 8137, 8138, 9212, 9213

Note: Before using this information and the product it supports, be sure to read the information under “Notices,” on page 217.

Fifth Edition (November 2006)

© Copyright Lenovo 2005, 2006.

Portions © Copyright International Business Machines Corporation 2005.

All rights reserved.

LENOVO products, data, computer software, and services have been developed exclusively at private expense and are sold to governmental entities as commercial items as defined by 48 C.F.R. 2.101 with limited and restricted rights to use, reproduction and disclosure.

LIMITED AND RESTRICTED RIGHTS NOTICE: If products, data, computer software, or services are delivered pursuant a General Services Administration “GSA” contract, use, reproduction, or disclosure is subject to restrictions set forth in Contract No. GS-35F-05925.

Contents

Chapter 1. About this manual 1

Important Safety Information	1
Strategy for replacing FRUs for CTO, CMV, and GAV products	2
Product definition	2
FRU Identification for CTO, CMV, and GAV products	2
Important information about replacing RoHS compliant FRUs	3

Chapter 2. Safety information 5

General safety	5
Electrical safety	5
Safety inspection guide	7
Handling electrostatic discharge-sensitive devices	8
Grounding requirements	8
Safety notices (multi-lingual translations)	9

Chapter 3. General information 41

The Access IBM program	41
Additional information resources	41
Physical specifications	41
Types 8129, 8132, 8133, 8134, 8135, and 8136	42
Types 8122, 8123, 8124, 8131, 8137, and 8138	43
Types 9212 and 9213	44

Chapter 4. General Checkout 45

Problem determination tips	46
--------------------------------------	----

Chapter 5. Diagnostics using PC-Doctor for DOS 49

Starting PC-Doctor from the Rescue and Recovery workspace	49
Starting PC-Doctor from a diagnostic diskette or CD-ROM	50
Diagnostics program download	50
Navigating through the diagnostics programs	50
Running diagnostics tests	50
Test selection	51
Test results	51
Fixed disk advanced test (FDAT)	51
Quick and Full erase - hard drive	53
Viewing the test log	54

Chapter 6. Using the Setup Utility 55

Starting the Setup Utility program	55
Viewing and changing settings	55
Exiting from the Setup Utility program	55
Using passwords	55
Password considerations	56
User Password	56
Administrator Password	56
IDE Drive User Password	56
IDE Drive Master Password	56

Setting, changing, and deleting a password	57
Using Security Profile by Device	57
Selecting a startup device	58
Selecting a temporary startup device	58
Changing the startup device sequence	58
Advanced settings	58

Chapter 7. Symptom-to-FRU Index 59

Hard disk drive boot error	59
Power Supply Errors	59
Diagnostic error codes	61
Beep symptoms	82
No-beep symptoms	84
POST error codes	85
Miscellaneous error messages	88
Undetermined problems	90

Chapter 8. FRU lists 91

Machine Type 8122	92
Machine Type 8123	106
Machine Type 8124	114
Machine Type 8129	124
Machine Type 8131	130
Machine Type 8132	144
Machine Type 8133	151
Machine Type 8134	159
Machine Type 8135	165
Machine Type 8136	173
Machine Type 8137	181
Machine Type 8138	189
Machine Type 9212	200
Machine Type 9213	206

Chapter 9. Additional Service Information 211

Security features	211
Hardware controlled Passwords	211
Operating system password	211
Vital product data	211
Management Information Format (MIF)	211
BIOS levels	212
Flash update procedures	212
Updating (flashing) BIOS from a diskette or CD-ROM	212
Updating (flashing) BIOS from your operating system	212
Recovering from a POST/BIOS update failure	213
Power management	214
Automatic configuration and power interface (ACPI) BIOS	214
Automatic Power-On features	214
Recovering software using the Rescue and Recovery program	215
Starting the Rescue and Recovery workspace	215

Appendix. Notices	217
Television output notice	218

Trademarks	218
----------------------	-----

Chapter 1. About this manual

This manual contains service and reference information for ThinkCentre® computers listed on the cover. It is intended only for trained servicers who are familiar with Lenovo computer products.

Before servicing a Lenovo product, be sure to read the Safety Information. See Chapter 2, "Safety information," on page 5.

The Symptom-to-FRU Index and Additional Service Information chapters are not specific to any machine type and are applicable to all ThinkCentre computers.

This manual includes a complete FRU part number listing for each machine type and model listed on the cover. If you have internet access, FRU part numbers are also available at:

<http://www.lenovo.com/think/support>

This manual does not include procedures for replacing FRUs. For FRU replacement procedures, refer to the *Hardware Replacement Guide* for the appropriate machine type. The *Hardware Replacement Guide* is available at:

<http://www.lenovo.com/think/support>.

Important Safety Information

Be sure to read all caution and danger statements in this book before performing any of the instructions.

Veillez lire toutes les consignes de type DANGER et ATTENTION du présent document avant d'exécuter les instructions.

Lesen Sie unbedingt alle Hinweise vom Typ "ACHTUNG" oder "VORSICHT" in dieser Dokumentation, bevor Sie irgendwelche Vorgänge durchführen

Leggere le istruzioni introdotte da ATTENZIONE e PERICOLO presenti nel manuale prima di eseguire una qualsiasi delle istruzioni

Certifique-se de ler todas as instruções de cuidado e perigo neste manual antes de executar qualquer uma das instruções

Es importante que lea todas las declaraciones de precaución y de peligro de este manual antes de seguir las instrucciones.

تأكد من قراءة كل التحذيرات الموجودة في هذا الكتاب قبل اتباع هذه التعليمات .

执行任何说明之前，请确保已阅读本书中的所有警告和危险声明。

執行任何指示前，請確實閱讀本書中的所有警告及危險聲明。

ודאו שקראתם את כל הודעות האזהרה והסכנה במסמך זה לפני שתבצעו פעולה כלשהי.

Strategy for replacing FRUs for CTO, CMV, and GAV products

Product definition

Dynamic Configure To Order (CTO)

This provides the ability for a customer to configure a Lenovo solution from an eSite, and have this configuration sent to fulfillment, where it is built and shipped directly to the customer. The machine label, PC Entitlement Warehouse (PEW), eSupport, and the HMM will include these products as the 4-digit machine type (MT) and 3-digit model, where model = 'CTO' (Example: 8129-CTO).

Custom Model Variant (CMV)

This is a unique configuration that has been negotiated between Lenovo and the customer. A unique 4-digit MT and 3-digit model is provided to the customer to place orders (Example: 8129-W15). A CMV is a special bid offering. Therefore, it is NOT generally announced.

- The machine type model (MTM) portion of the machine label is the 4-digit MT and 3-digit model, where model = 'CTO' (Example: 8129-CTO). The PRODUCT ID portion of the machine label is the 4-digit MT and 3-digit CMV model (Example: 8129-W15).
- The PEW record is the 4-digit MT and 3-digit model, where model = 'CTO' (Example: 8129-CTO).
- eSupport will show both the CTO and CMV machine type models (Example: 8129-CTO and 8129-W15 will be found on the eSupport site.)
- The HMM will have the 4-digit MT and 3-digit CTO model only (Example: 8129-CTO). Again, CMVs are custom models and are not found in the HMM.

General Announce Variant (GAV)

This is a standard model (fixed configuration). GAVs are announced and offered to all customers. The MTM portion of the machine label is a 4-digit MT and 3-digit model, where model = a "fixed model number", not 'CTO' (Example: 8129-F1U). Also, PEW, eSupport, and the HMM will list these products under the same fixed model number.

FRU Identification for CTO, CMV, and GAV products

There are three information resources to identify which FRUs are used to support CTO, CMV, and GAV products. These sources are PEW, eSupport, and the HMM.

Using PEW

- PEW is the primary source for identifying FRU part numbers and FRU descriptions for the key commodities for CTO, CMV and GAV products at a MT - serial number level. An example of key commodities are hard disk drives, system boards, microprocessors, Liquid Crystal Displays (LCDs), and memory.
- Remember, All CTO and CMV products are loaded in PEW under the 4-digit MT and 3-digit model, where model = 'CTO' (Example: 8129-CTO). GAVs are loaded in PEW under the 4-digit MT and 3-digit model, where model = a "fixed model number", not 'CTO' (Example: 8129-F1U).
- PEW can be accessed as follows:
 1. Point your browser to <http://w3-3.ibm.com/pc/entitle>.
 2. Under PEW Home, click **Machine Lookup**.

3. Under Machine Lookup, click **Warranty Information**.
4. Under Warranty Information, type the MT and Serial number and click **Submit**.

The list of key commodities is returned in the PEW record under Component Information.

- **Business Partners** using Eclaim will access PEW when performing Entitlement Lookup. Business Partners will enter Loc ID, MT and Serial, and the key commodities will be returned in the Eclaim record under System Details.
- Authorized Lenovo Business Partners can access Eclaim at the following Web site:
<http://wca.eclaim.com>

Using eSupport

For Key Commodities (Examples - hard disk drive, system board, microprocessor, LCD, and memory)

- eSupport can be used to view the list of key commodities built in a particular machine serial (this is the same record found in PEW).
- eSupport can be accessed at the following Web site:
<http://www.lenovo.com/think/support>
- To view the key commodities:
 1. Click **Parts information**.
 2. Under Parts information, click **Parts lookup**.
 3. Under Parts lookup, type the model type and serial number; then click **Continue**.

The key commodities are returned in the eSupport record under Parts shipped with your system.

For the remaining FRUs (the complete list of FRUs at the MT Model level)

- eSupport can be used to view the complete list of FRUs for a machine type and model.
- To view the complete list of FRUs for a machine type:
 1. Point your browser to <http://www.lenovo.com/think/support>.
 2. Type the machine type (Example: 8129) in the Use Quick Path field; then click **Go**.
 3. Under Browse by product, click **Continue**.
 4. Under Important information, click **Parts information**.
 5. In the Refine results field, select **Service parts**; then click the entry for your machine type.

The list of service parts by description, with applicable machine type model and FRU part number is displayed.

Using the HMM

- Use the HMM as a back-up to PEW and eSupport to view the complete list of FRU part numbers at the MT Model level.

Important information about replacing RoHS compliant FRUs

RoHS, The Restriction of Hazardous Substances in Electrical and Electronic Equipment Directive (2002/95/EC) is a European Union legal requirement affecting the global electronics industry. RoHS requirements must be implemented on Lenovo products placed on the market after June 2006. Products on the market before June 2006 are not required to have RoHS compliant parts.

So, if the parts are not compliant originally, replacement parts can also be noncompliant, but in all cases, if the parts are compliant, the replacement parts must also be compliant.

Lenovo plans to transition to RoHS compliance well before the implementation date and expects its suppliers to be ready to support Lenovo's requirements and schedule. Products sold in 2005, will contain some RoHS compliant FRUs. The following statement pertains to these products and any product Lenovo produces containing RoHS compliant parts.

RoHS compliant ThinkCentre parts have unique FRU part numbers. Before or after June, 2006, failed RoHS compliant parts must always be replaced using RoHS compliant FRUs, so only the FRUs identified as compliant in the system HMM or direct substitutions for those FRUs can be used.

Products marketed before June 2006		Products marketed after June 2006	
Current or original part	Replacement FRU	Current or original part	Replacement FRU
Non-RoHS	Can be Non-RoHS	Must be RoHS	Must be RoHS
Non-RoHS	Can be RoHS		
Non-RoHS	Can sub to RoHS		
RoHS	Must be RoHS		

Note: A direct substitution is a part with a different FRU part number that is automatically shipped by the distribution center at the time of order.

Related Web URLs are:

- Lenovo information for Suppliers website:
<http://www-03.ibm.com/procurement/proweb.nsf/ContentDocsByTitle/United+States~Information+for+suppliers>
- RoHS Directive:
http://europa.eu.int/eur-lex/pri/en/oj/dat/2003/L_037/L_03720030213en00190023.pdf
- California Senate Bills 20, 50:
<http://www.ciwmb.ca.gov/HHW/Events/AnnualConf/2004/presentation/MPaparian.pdf>

Chapter 2. Safety information

This chapter contains the safety information that you need to be familiar with before servicing a computer.

General safety

Follow these rules to ensure general safety:

- Observe good housekeeping in the area of the machines during and after maintenance.
- When lifting any heavy object:
 1. Ensure you can stand safely without slipping.
 2. Distribute the weight of the object equally between your feet.
 3. Use a slow lifting force. Never move suddenly or twist when you attempt to lift.
 4. Lift by standing or by pushing up with your leg muscles; this action removes the strain from the muscles in your back. *Do not attempt to lift any objects that weigh more than 16 kg (35 lb) or objects that you think are too heavy for you.*
- Do not perform any action that causes hazards to the customer, or that makes the equipment unsafe.
- Before you start the machine, ensure that other service representatives and the customer's personnel are not in a hazardous position.
- Place removed covers and other parts in a safe place, away from all personnel, while you are servicing the machine.
- Keep your tool case away from walk areas so that other people will not trip over it.
- Do not wear loose clothing that can be trapped in the moving parts of a machine. Ensure that your sleeves are fastened or rolled up above your elbows. If your hair is long, fasten it.
- Insert the ends of your necktie or scarf inside clothing or fasten it with a nonconductive clip, approximately 8 centimeters (3 inches) from the end.
- Do not wear jewelry, chains, metal-frame eyeglasses, or metal fasteners for your clothing.
Remember: Metal objects are good electrical conductors.
- Wear safety glasses when you are: hammering, drilling soldering, cutting wire, attaching springs, using solvents, or working in any other conditions that might be hazardous to your eyes.
- After service, reinstall all safety shields, guards, labels, and ground wires. Replace any safety device that is worn or defective.
- Reinstall all covers correctly before returning the machine to the customer.

Electrical safety



CAUTION:

Electrical current from power, telephone, and communication cables can be hazardous. To avoid personal injury or equipment damage, disconnect the attached power cords, telecommunication systems, networks, and modems before you open the server/workstation covers, unless instructed otherwise in the installation and configuration procedures.

Observe the following rules when working on electrical equipment.

Important: Use only approved tools and test equipment. Some hand tools have handles covered with a soft material that does not insulate you when working with live electrical currents.

Many customers have, near their equipment, rubber floor mats that contain small conductive fibers to decrease electrostatic discharges. Do not use this type of mat to protect yourself from electrical shock.

- Find the room emergency power-off (EPO) switch, disconnecting switch, or electrical outlet. If an electrical accident occurs, you can then operate the switch or unplug the power cord quickly.
- Do not work alone under hazardous conditions or near equipment that has hazardous voltages.
- Disconnect all power before:
 - Performing a mechanical inspection
 - Working near power supplies
 - Removing or installing main units
- Before you start to work on the machine, unplug the power cord. If you cannot unplug it, ask the customer to power-off the wall box that supplies power to the machine and to lock the wall box in the off position.
- If you need to work on a machine that has exposed electrical circuits, observe the following precautions:
 - Ensure that another person, familiar with the power-off controls, is near you.
Remember: Another person must be there to switch off the power, if necessary.
 - Use only one hand when working with powered-on electrical equipment; keep the other hand in your pocket or behind your back.
Remember: There must be a complete circuit to cause electrical shock. By observing the above rule, you may prevent a current from passing through your body.
 - When using testers, set the controls correctly and use the approved probe leads and accessories for that tester.
 - Stand on suitable rubber mats (obtained locally, if necessary) to insulate you from grounds such as metal floor strips and machine frames.

Observe the special safety precautions when you work with very high voltages; these instructions are in the safety sections of maintenance information. Use extreme care when measuring high voltages.

- Regularly inspect and maintain your electrical hand tools for safe operational condition.
- Do not use worn or broken tools and testers.
- *Never assume* that power has been disconnected from a circuit. First, *check* that it has been powered-off.

- Always look carefully for possible hazards in your work area. Examples of these hazards are moist floors, nongrounded power extension cables, power surges, and missing safety grounds.
- Do not touch live electrical circuits with the reflective surface of a plastic dental mirror. The surface is conductive; such touching can cause personal injury and machine damage.
- Do not service the following parts with the power on when they are removed from their normal operating places in a machine:
 - Power supply units
 - Pumps
 - Blowers and fans
 - Motor generators
 and similar units. (This practice ensures correct grounding of the units.)
- If an electrical accident occurs:
 - Use caution; do not become a victim yourself.
 - Switch off power.
 - Send another person to get medical aid.

Safety inspection guide

The intent of this inspection guide is to assist you in identifying potentially unsafe conditions on these products. Each machine, as it was designed and built, had required safety items installed to protect users and service personnel from injury. This guide addresses only those items. However, good judgment should be used to identify potential safety hazards due to attachment of features or options not covered by this inspection guide.

If any unsafe conditions are present, you must determine how serious the apparent hazard could be and whether you can continue without first correcting the problem.

Consider these conditions and the safety hazards they present:

- Electrical hazards, especially primary power (primary voltage on the frame can cause serious or fatal electrical shock).
- Explosive hazards, such as a damaged CRT face or bulging capacitor
- Mechanical hazards, such as loose or missing hardware

The guide consists of a series of steps presented in a checklist. Begin the checks with the power off, and the power cord disconnected.

Checklist:

1. Check exterior covers for damage (loose, broken, or sharp edges).
2. Power-off the computer. Disconnect the power cord.
3. Check the power cord for:
 - a. A third-wire ground connector in good condition. Use a meter to measure third-wire ground continuity for 0.1 ohm or less between the external ground pin and frame ground.
 - b. The power cord should be the appropriate type as specified in the parts listings.
 - c. Insulation must not be frayed or worn.
4. Remove the cover.

5. Check for any obvious alterations. Use good judgment as to the safety of any alterations.
6. Check inside the unit for any obvious unsafe conditions, such as metal filings, contamination, water or other liquids, or signs of fire or smoke damage.
7. Check for worn, frayed, or pinched cables.
8. Check that the power-supply cover fasteners (screws or rivets) have not been removed or tampered with.

Handling electrostatic discharge-sensitive devices

Any computer part containing transistors or integrated circuits (ICs) should be considered sensitive to electrostatic discharge (ESD). ESD damage can occur when there is a difference in charge between objects. Protect against ESD damage by equalizing the charge so that the machine, the part, the work mat, and the person handling the part are all at the same charge.

Notes:

1. Use product-specific ESD procedures when they exceed the requirements noted here.
2. Make sure that the ESD protective devices you use have been certified (ISO 9000) as fully effective.

When handling ESD-sensitive parts:

- Keep the parts in protective packages until they are inserted into the product.
- Avoid contact with other people.
- Wear a grounded wrist strap against your skin to eliminate static on your body.
- Prevent the part from touching your clothing. Most clothing is insulative and retains a charge even when you are wearing a wrist strap.
- Use the black side of a grounded work mat to provide a static-free work surface. The mat is especially useful when handling ESD-sensitive devices.
- Select a grounding system, such as those listed below, to provide protection that meets the specific service requirement.

Note: The use of a grounding system is desirable but not required to protect against ESD damage.

- Attach the ESD ground clip to any frame ground, ground braid, or green-wire ground.
- Use an ESD common ground or reference point when working on a double-insulated or battery-operated system. You can use coax or connector-outside shells on these systems.
- Use the round ground-prong of the ac plug on ac-operated computers.

Grounding requirements

Electrical grounding of the computer is required for operator safety and correct system function. Proper grounding of the electrical outlet can be verified by a certified electrician.

Safety notices (multi-lingual translations)

The caution and danger safety notices in this section are provided in the following languages:

- English
- Arabic
- Brazilian/Portuguese
- Chinese (simplified)
- Chinese (traditional)
- French
- German
- Hebrew
- Italian
- Korean
- Spanish



DANGER

Electrical current from power, telephone and communication cables is hazardous.

To avoid a shock hazard:

- **Do not connect or disconnect any cables or perform installation, maintenance, or reconfiguration of this product during an electrical storm.**
- **Connect all power cords to a properly wired and grounded electrical outlet.**
- **Connect to properly wired outlets any equipment that will be attached to this product.**
- **When possible, use one hand only to connect or disconnect signal cables.**
- **Never turn on any equipment when there is evidence of fire, water, or structural damage.**
- **Disconnect the attached power cords, telecommunications systems, networks, and modems before you open the device covers, unless instructed otherwise in the installation and configuration procedures.**
- **Connect and disconnect cables as described in the following table when installing, moving, or opening covers on this product or attached devices.**

To Connect	To Disconnect
<ol style="list-style-type: none">1. Turn everything OFF.2. First, attach all cables to devices.3. Attach signal cables to connectors.4. Attach power cords to outlet.5. Turn device ON.	<ol style="list-style-type: none">1. Turn everything OFF.2. First, remove power cords from outlet.3. Remove signal cables from connectors.4. Remove all cables from devices.



CAUTION:

When replacing the lithium battery, use only Part Number 33F8354 or an equivalent type battery recommended by the manufacturer. If your system has a module containing a lithium battery, replace it only with the same module type made by the same manufacturer. The battery contains lithium and can explode if not properly used, handled, or disposed of.

Do not:

- Throw or immerse into water
- Heat to more than 100°C (212°F)
- Repair or disassemble

Dispose of the battery as required by local ordinances or regulations.



CAUTION:

When laser products (such as CD-ROMs, DVD-ROM drives, fiber optic devices, or transmitters) are installed, note the following:

- Do not remove the covers. Removing the covers of the laser product could result in exposure to hazardous laser radiation. There are no serviceable parts inside the device.
- Use of controls or adjustments or performance of procedures other than those specified herein might result in hazardous radiation exposure.



DANGER: Some laser products contain an embedded Class 3A or Class 3B laser diode. Note the following:

Laser radiation when open. Do not stare into the beam, do not view directly with optical instruments, and avoid direct exposure to the beam.



≥18 kg (37 lbs)



≥32 kg (70.5 lbs)



≥55 kg (121.2 lbs)

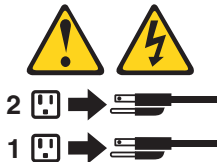
CAUTION:

Use safe practices when lifting.



CAUTION:

The power control button on the device and the power switch on the power supply do not turn off the electrical current supplied to the device. The device also might have more than one power cord. To remove all electrical current from the device, ensure that all power cords are disconnected from the power source.



CAUTION:

Do not place any object weighing more than 82 kg (180 lbs.) on top of rack-mounted devices.





خطر

التيار الكهربائي الموجود بمصدر الطاقة أو أجهزة التليفون أو أسلاك الاتصالات يشكل خطورة.

لتفادي مخاطر الصدمات الكهربائية:

لا تحاول توصيل أو فصل أي أسلاك أو القيام بعمليات تركيب أو صيانة أو إعادة توصيف لهذا المنتج أثناء وجود عاصفة كهربائية.

يجب توصيل كل أسلاك الكهرباء في مخارج كهرباء ذات توصيلات أسلاك وتوصيلات أرضية صحيحة.
يجب توصيل أي جهاز سيتم الحاقه بهذا المنتج في مخارج كهرباء ذات توصيلات أسلاك صحيحة.

وإن أمكن يجب استخدام يد واحدة فقط في توصيل أو فصل أسلاك الإشارة.

لا تحاول تشغيل أي جهاز إذا كان هناك أثر لحرق أو مياه أو تلف بالمكونات

يجب فصل أسلاك الكهرباء وأنظمة الاتصالات وشبكات الاتصال وأجهزة المودم الملحقة قبل فتح أغطية الجهاز، ما لم يتم طلب خلاف ذلك في التعليمات الخاصة بالتركيب والتوصيف.

قم بتوصيل وفصل الأسلاك كما هو موضح في الجدول التالي وذلك عند القيام بعمليات التركيب أو النقل أو فتح أغطية هذا المنتج أو الأجهزة الملحقة.

للتوصيل:

قم بإيقاف كل شيء.

أولاً، قم بتوصيل كل الأسلاك بالأجهزة.

قم بتوصيل أسلاك الإشارة في لموصلات.

قم بتوصيل أسلاك الكهرباء في المخارج.

قم بتشغيل الجهاز.

للفصل:

قم بإيقاف كل شيء.

أولاً، قم بفصل كل أسلاك الكهرباء من المخرج.

قم بفصل أسلاك الإشارة من الموصلات.

قم بفصل كل الأسلاك من الأجهزة.



تنبيه :

عند استبدال البطارية الليثيوم، استخدم فقط رقم الجزء الخاص **Part Number 33F8354** أو نوع آخر يكون على نفس مستوى الكفاءة يحدده لك المصنع.
إذا كان النظام الخاص يستخدم معه بطارية ليثيوم قم باستبدالها بنفس النوع الذي تم
صناعتها من خلال نفس المصنع. تحتوي البطارية على مادة الليثيوم ويمكن أن تنفجر في حالة عدم استخدامها
أو التعامل معها بطريقة صحيحة أو عند التخلص منها بطريقة خطأ.

لا تقم بـ:

- القاء البطارية أو غمرها في الماء
- تسخينها أعلى من ١٠٠ درجة مئوية و(٢١٢ ° فهرنهايت)
- بتصليحها أو فكها

تخلص من البطارية طبقاً للقانون أو النظام المحلي .



تنبيه :

أثناء تركيب منتجات ليزر (مثل **CD-ROMs** أو وحدة تشغيل **DVD** أو أجهزة **Fiber Optic** أو وحدات الإرسال) يجب مراعاة الآتي:

لا تنزع الأغشية. قد ينتج عن نزع أغشية منتج الليزر انفجار أشعة الليزر شديدة الخطورة.
لا يوجد أجزاء يمكن تغييرها داخل الجهاز. قد ينتج عن استخدام تحكمات أو تعديلات أو عمل أي تصرفات أخرى تخالف ما هو محدد هنا إلى
انفجار أشعة شديدة الخطورة.



خطر

تحتوي بعض منتجات الليزر على الفئة دايود ليزر مدمج من الفئة **Class 3A** أو **Class 3B**. يجب
مراعاة الآتي .

أشعة الليزر عند الفتح. لا تحقق إلى الإشعاع و لا تنظر إليه مباشرة بواسطة أي أجهزة مرئية
وتجنب التعرض المباشر للإشعاع .



≥18 kg (37 lbs)



≥32 kg (70.5 lbs)

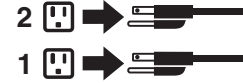


≥55 kg (121.2 lbs)

تنبيه :
يجب استخدام ممارسات آمنة عند الرفع



تنبيه :
لا يقرم زر التحكم في التشغيل الموجود على الجهاز والمفتاح الكهربائي الموجود على لوحة التحكم بإيقاف التيار الكهربائي المار بالجهاز. قد يكون للجهاز أكثر من سلك كهربائي واحد. لايقاف التيار الكهربائي المار بالجهاز، تأكد من فصل جميع أسلاك الكهرباء من مصدر الكهرباء .



تنبيه :
لا تضع أي عنصر يزن أكثر من ٨٢ كيلوجرام (١٨٠ رطل) أعلى سطح الأجهزة.





PERIGO

A corrente elétrica proveniente de cabos de alimentação, de telefone e de comunicações é perigosa.

Para evitar risco de choque elétrico:

- Não conecte nem desconecte nenhum cabo ou execute instalação, manutenção ou reconfiguração deste produto durante uma tempestade com raios.
- Conecte todos os cabos de alimentação a tomadas elétricas corretamente instaladas e aterradas.
- Todo equipamento que for conectado a este produto deve ser conectado a tomadas corretamente instaladas.
- Quando possível, utilize apenas uma das mãos para conectar ou desconectar cabos de sinal.
- Nunca ligue nenhum equipamento quando houver evidência de fogo, água ou danos estruturais.
- Antes de abrir tampas de dispositivos, desconecte cabos de alimentação, sistemas de telecomunicação, redes e modems conectados, a menos que especificado de maneira diferente nos procedimentos de instalação e configuração.
- Conecte e desconecte os cabos conforme descrito na tabela apresentada a seguir ao instalar, mover ou abrir tampas deste produto ou de dispositivos conectados.

Para Conectar:	Para Desconectar:
<ol style="list-style-type: none">1. DESLIGUE Tudo.2. Primeiramente, conecte todos os cabos aos dispositivos.3. Conecte os cabos de sinal aos conectores.4. Conecte os cabos de alimentação às tomadas.5. LIGUE os dispositivos.	<ol style="list-style-type: none">1. DESLIGUE Tudo.2. Primeiramente, remova os cabos de alimentação das tomadas.3. Remova os cabos de sinal dos conectores.4. Remova todos os cabos dos dispositivos.



CUIDADO:

Ao substituir a bateria de lítio, utilize apenas uma bateria com Número de Peça 33F8354 ou um tipo de bateria equivalente recomendado pelo Se o seu sistema possui um módulo com uma bateria de lítio, substitua-o apenas por um módulo do mesmo tipo e do mesmo fabricante. A bateria contém lítio e pode explodir se não for utilizada, manuseada ou descartada de maneira correta.

Não:

- Jogue ou coloque na água
- Aqueça a mais de 100°C (212°F)
- Conserte nem desmonte

Descarte a bateria conforme requerido pelas leis ou regulamentos locais.



PRECAUCIÓN:

Quando produtos a laser (como unidades de CD-ROMs, unidades de DVD-ROM, dispositivos de fibra ótica ou transmissores) estiverem instalados, observe o seguinte:

- Não remova as tampas. A remoção das tampas de um produto a laser pode resultar em exposição prejudicial à radiação de laser. Não existem peças que podem ser consertadas no interior do dispositivo.
- A utilização de controles ou ajustes ou a execução de procedimentos diferentes dos especificados aqui pode resultar em exposição prejudicial à radiação.

PERIGO

Alguns produtos a laser contêm diodo de laser integrado da Classe 3A ou da Classe 3B. Observe o seguinte:

Radiação a laser quando aberto. Não olhe diretamente para o feixe a olho nu ou com instrumentos ópticos e evite exposição direta ao feixe.



≥18 kg (37 lbs)



≥32 kg (70.5 lbs)



≥55 kg (121.2 lbs)


CUIDADO:

Utilize procedimentos de segurança para levantar equipamentos.



CUIDADO:

O botão de controle de alimentação do dispositivo e o botão para ligar/desligar da fonte de alimentação não desligam a corrente elétrica fornecida ao dispositivo. O dispositivo também pode ter mais de um cabo de alimentação. Para remover toda a corrente elétrica do dispositivo, assegure que todos os cabos de alimentação estejam desconectados da fonte de alimentação.



CUIDADO:

Não coloque nenhum objeto com mais de 82 kg (180 lbs.) sobre dispositivos montados em rack.





危险

电源、电话和通信电缆中的电流是危险的。

为避免电击危险：

- 请勿在雷电期间连接或断开任何电缆的连接，或者对本产品进行安装、维护或重新配置。
- 将所有电源线连接到正确连线和妥善接地的电源插座。
- 将所有要连接到该产品的设备连接到正确连线的插座。
- 如果可能，请仅使用一只手来连接或断开信号电缆的连接。
- 切勿在有火、水、结构损坏迹象的情况下开启任何设备。
- 在打开设备外盖之前请断开已连接的电源线、远程通信系统、网络和调制解调器，除非在安装和配置过程中另有说明。
- 当安装、移动或打开该产品或连接设备的外盖时，请按照下表所述来连接或断开电缆的连接。

要连接	要断开连接
<div>1. 切断所有电源。</div> <div>2. 首先将所有电缆连接到设备。</div> <div>3. 将信号电缆连接到接口。</div> <div>4. 将电源线连接到插座。</div> <div>5. 开启设备。</div>	<div>1. 切断所有电源。</div> <div>2. 首先从插座上拔出电源线。</div> <div>3. 从接口上拔出信号电缆。</div> <div>4. 从设备上拔出所有电缆。</div>



警告：

更换锂电池时，请仅使用部件号为 33F8354 的电池或制造商推荐的同类电池。如果您的系统有包含锂电池的模块，请仅使用同一制造商生产的相同模块类型来替换该模块。该电池中含有锂，如果使用、操作或处理不当，可能会发生爆炸。

切勿：

- 投入或浸入水中
- 加热到 100 °C（212 °F）以上
- 维修或拆卸

请按照当地法令或条例的要求处理电池。



警告：
安装激光产品（例如 CD-ROM、DVD-ROM 驱动器、光纤设备或发射设备）时，
请注意以下声明：

- 请勿卸下外盖。卸下激光产品的外盖可能导致遭受激光辐射的危险。该设备内没有可维修的部件。
- 如果不按照此处指定的过程进行控制、调整或操作，则有可能导致遭受辐射的危险。



危险

某些激光产品包含嵌入式 3A 类或 3B 类激光二极管。请注意以下声明：

打开后有激光辐射。请勿注视光束，请勿直接用光学仪器查看，并请避免直接暴露在光束中。



≥18 千克（37 磅）



≥32 千克（70.5 磅）



≥55 千克（121.2 磅）

警告：
抬起时请采取安全措施。



警告：
设备上的电源控制按钮和电源上的电源开关不会切断供给该设备的电流。该设备还可能有多条电源线。要切断该设备的所有电流，请确保所有电源线都与电源断开连接。





警告：

切勿在机架安装设备的顶部放置任何重量超过 82 千克（180 磅）的物体。





危險

電源、電話及通訊纜線上的電流都具有危險性。

若要避免觸電危險：

- 請勿在雷雨期間，連接或拔除纜線、執行安裝、維護或重新配置本產品。
- 將所有電源線連接到正確配線及接地的電源插座。
- 任何與本產品連接的設備都必須連接到配線妥當的電源插座。
- 請盡可能用單手連接或拔除信號線。
- 發生火災、水災或結構損害時，絕對不要開啟任何設備。
- 除非在安裝及配置程序中另有指示，否則在開啟裝置機蓋之前，請拔掉連接的電源線、電信系統、網路及數據機。
- 安裝、移動或開啟本產品或附屬裝置的機蓋時，請遵循下列說明連接及拔掉纜線。

連線	切斷連線
<ol style="list-style-type: none">1. 關閉所有開關。2. 首先，連接所有接線到裝置。3. 連接信號線到接頭。4. 連接電源線到插座。5. 開啟裝置。	<ol style="list-style-type: none">1. 關閉所有開關。2. 首先，拔掉插座上的電源線。3. 拔掉接頭上的信號線。4. 拔掉裝置上所有接線。



警告：

更換鋰電池時，請僅使用產品編號 **33F8354** 或製造商所建議的同類型電池。

如果您的系統中含有鋰電池模組，請僅使用同一家製造商所生產的相同模組進行更換。

如果未以正確方式使用、處理或棄置含鋰的電池，會有爆炸的危險。

請勿：

- 沾溼或浸入水中
- 置於 **100C (212F)** 以上的高溫環境
- 修理或拆開

請按照各地區有關廢棄電池的法令和規定處理舊電池。

。 。



警告：

- 請勿移除機蓋。移除雷射產品的機蓋，可能會導致暴露在危險的雷射輻射中。裝置內部並無可自行維修的零件。
- 利用或執行非本文中所指定的控制、調整及執行程序，可能會導致危險的輻射外洩。



危險

部分雷射產品含有內嵌式 **Class 3A** 或 **Class 3B** 雷射二極體。請注意下列事項：

在開啟光碟機時，會發生雷射輻射。請勿直視光束或用光學儀器直接檢視，並避免直接暴露在光束中。



≥ 18 公斤 (37 磅)



≥ 32 公斤 (70.5 磅)



≥ 55 公斤 (121.2 磅)

警告：
搬運時請注意安全。



警告：
裝置上的電源控制按鈕及電源供應器上的電源開關，無法關閉裝置所產生的電流。
該裝置可能有多條電源線。若要除去裝置流出的所有電流，請確認已切斷所有電源線的電源。



警告：

請勿堆放重量超過 **82 公斤 (180 磅)** 的物體於框架裝載式裝置上。





DANGER

Le courant électrique provenant de l'alimentation, du téléphone et des câbles de transmission peut présenter un danger.

Pour éviter tout risque de choc électrique :

- Ne manipulez aucun câble et n'effectuez aucune opération d'installation, d'entretien ou de reconfiguration de ce produit au cours d'un orage.
- Branchez tous les cordons d'alimentation sur un socle de prise de courant correctement câblé et mis à la terre.
- Branchez sur des socles de prise de courant correctement câblés tout équipement connecté à ce produit.
- Lorsque cela est possible, n'utilisez qu'une seule main pour connecter ou déconnecter les câbles d'interface.
- Ne mettez jamais un équipement sous tension en cas d'incendie ou d'inondation, ou en présence de dommages matériels.
- Avant de retirer les carters de l'unité, mettez celle-ci hors tension et déconnectez ses cordons d'alimentation, ainsi que les câbles qui la relient aux réseaux, aux systèmes de télécommunication et aux modems (sauf instruction contraire mentionnée dans les procédures d'installation et de configuration).
- Lorsque vous installez, que vous déplacez, ou que vous manipulez le présent produit ou des périphériques qui lui sont raccordés, reportez-vous aux instructions ci-dessous pour connecter et déconnecter les différents cordons.

Connexion	Déconnexion
<ol style="list-style-type: none">1. Mettez les unités HORS TENSION.2. Commencez par brancher tous les cordons sur les unités.3. Branchez les câbles d'interface sur des connecteurs.4. Branchez les cordons d'alimentation sur des prises.5. Mettez les unités SOUS TENSION.	<ol style="list-style-type: none">1. Mettez les unités HORS TENSION.2. Débranchez les cordons d'alimentation des prises.3. Débranchez les câbles d'interface des connecteurs.4. Débranchez tous les câbles des unités.



ATTENTION:

Remplacer la pile au lithium usagée par une pile de référence identique exclusivement, (référence 33F8354), ou suivre les instructions du fabricant qui en définit les équivalences. Si votre système est doté d'un module contenant une pile au lithium, vous devez le remplacer uniquement par un module identique, produit par le même fabricant. La pile contient du lithium et peut exploser en cas de mauvaise utilisation, de mauvaise manipulation ou de mise au rebut inappropriée.

Ne pas :

- la jeter à l'eau,
- l'exposer à des températures supérieures à 100°C,
- chercher à la réparer ou à la démonter.

Ne pas mettre la pile à la poubelle. Pour la mise au rebut, se reporter à la réglementation en vigueur.



ATTENTION:

Si des produits à laser (tels que des unités de CD-ROM, de DVD-ROM, des unités à fibres optiques, ou des émetteurs) sont installés, prenez connaissance des informations suivantes :

- Ne retirez pas le carter. En ouvrant l'unité de CD-ROM ou de DVD-ROM, vous vous exposez au rayonnement dangereux du laser. Aucune pièce de l'unité n'est réparable.
- Pour éviter tout risque d'exposition au rayon laser, respectez les consignes de réglage et d'utilisation des commandes, ainsi que les procédures décrites dans le présent manuel.



DANGER

Certains produits à laser contiennent une diode à laser intégrée de classe 3A ou 3B. Prenez connaissance des informations suivantes:

Rayonnement laser lorsque le carter est ouvert. Evitez toute exposition directe au rayon laser. Evitez de regarder fixement le faisceau ou de l'observer à l'aide d'instruments optiques.



≥18 kg (37 lbs)



≥32 kg (70.5 lbs)



≥55 kg (121.2 lbs)

ATTENTION:

Soulevez la machine avec précaution.



ATTENTION:

L'interrupteur de contrôle d'alimentation de l'unité et l'interrupteur dubloc d'alimentation ne coupent pas le courant électrique alimentant l'unité. En outre, le système peut être équipé de plusieurs cordons d'alimentation. Pour mettre l'unité hors tension, vous devez déconnecter tous les cordons de la source d'alimentation.



ATTENTION:

Ne placez pas d'objet supérieur à 82 kg sur une unité montée en armoire.





VORSICHT

An Netz-, Telefon- und Datenleitungen können gefährliche Spannungen anliegen.

Aus Sicherheitsgründen:

- Bei Gewitter an diesem Gerät keine Kabel anschließen oder lösen. Ferner keine Installations-, Wartungs- oder Rekonfigurationsarbeiten durchführen.
- Gerät nur an eine Schutzkontaktsteckdose mit ordnungsgemäß geerdetem Schutzkontakt anschließen.
- Alle angeschlossenen Geräte ebenfalls an Schutzkontaktsteckdosen mit ordnungsgemäß geerdetem Schutzkontakt anschließen.
- Die Signalkabel nach Möglichkeit einhändig anschließen oder lösen, um einen Stromschlag durch Berühren von Oberflächen mit unterschiedlichem elektrischem Potenzial zu vermeiden.
- Geräte niemals einschalten, wenn Hinweise auf Feuer, Wasser oder Gebäudeschäden vorliegen.
- Die Verbindung zu den angeschlossenen Netzkabeln, Telekommunikationssystemen, Netzwerken und Modems ist vor dem Öffnen des Gehäuses zu unterbrechen, sofern in den Installations- und Konfigurationsprozeduren keine anders lautenden Anweisungen enthalten sind.
- Zum Installieren, Transportieren und Öffnen der Abdeckungen des Computers oder der angeschlossenen Einheiten die Kabel gemäß der folgenden Tabelle anschließen und abziehen.

Zum Anschließen der Kabel gehen Sie wie folgt vor	Zum Abziehen der Kabel gehen Sie wie folgt vor
<ol style="list-style-type: none">1. Schalten Sie alle Einheiten AUS.2. Schließen Sie erst alle Kabel an die Einheiten an.3. Schließen Sie die Signalkabel an die Buchsen an.4. Schließen Sie die Netzkabel an die Steckdose an.5. Schalten Sie die Einheit EIN.	<ol style="list-style-type: none">1. Schalten Sie alle Einheiten AUS.2. Ziehen Sie zuerst alle Netzkabel aus den Netzsteckdosen.3. Ziehen Sie die Signalkabel aus den Buchsen.4. Ziehen Sie alle Kabel von den Einheiten ab.



CAUTION:

Eine verbrauchte Lithiumbatterie nur durch eine Batterie mit der Teilenummer 33F8354 oder eine gleichwertige, vom Hersteller empfohlene Batterie ersetzen. Enthält das System ein Modul mit einer Lithiumbatterie, dieses nur durch ein Modul desselben Typs und von demselben Hersteller ersetzen. Die Batterie enthält Lithium und kann bei unsachgemäßer Verwendung, Handhabung oder Entsorgung explodieren.

Die Batterie nicht:

- mit Wasser in Berührung bringen.
- über 100 °C erhitzen.
- reparieren oder zerlegen.

Die örtlichen Bestimmungen für die Entsorgung von Sondermüll beachten.



ACHTUNG:

Bei der Installation von Lasergeräten (wie CD-ROM-Laufwerken, DVD-Laufwerken, Einheiten mit Lichtwellenleitertechnik oder Sendern) Folgendes beachten:

- Die Abdeckungen nicht entfernen. Durch Entfernen der Abdeckungen des Lasergeräts können gefährliche Laserstrahlungen freigesetzt werden. Das Gerät enthält keine zu wartenden Teile.
- Werden Steuerelemente, Einstellungen oder Durchführungen von Prozeduren anders als hier angegeben verwendet, kann gefährliche Laserstrahlung auftreten.



VORSICHT

Einige Lasergeräte enthalten eine Laserdiode der Klasse 3A oder 3B. Beachten Sie Folgendes:

Laserstrahlung bei geöffneter Verkleidung. Nicht in den Strahl blicken. Keine Lupen oder Spiegel verwenden. Strahlungsbereich meiden.



≥18 kg



≥32 kg



≥55 kg

ACHTUNG:

Arbeitsschutzrichtlinien beim Anheben der Maschine beachten.



ACHTUNG:

Mit dem Netzschalter an der Einheit und am Netzteil wird die Stromversorgung für die Einheit nicht unterbrochen. Die Einheit kann auch mit mehreren Netzkabeln ausgestattet sein. Um die Stromversorgung für die Einheit vollständig zu unterbrechen, müssen alle zum Gerät führenden Netzkabel vom Netz getrennt werden.



ACHTUNG:

Legen Sie auf in einem Rack montierten Einheiten keine über 82 kg schweren Gegenstände ab.





סכנה

זרם חשמלי המועבר בכבלי חשמל, טלפון ותקשורת הוא מסוכן.

כדי להימנע מסכנת התחשמלות:

- אל תחברו או תנתקו כבלים, ואל תבצעו פעולת התקנה, תחזוקה או שינוי תצורה במוצר זה במהלך סופת ברקים.
- חברו את כל כבלי החשמל לשקע חשמל מחווט ומוארק כהלכה.
- חברו כל ציוד שיחובר למוצר זה לשקעי חשמל מחוטים כהלכה.
- במידת האפשר, השתמשו ביד אחת בלבד לחיבור או לניתוק של כבלי אותות.
- לעולם אל תפעילו ציוד כלשהו כאשר יש עדות לנזק מבני או לנזק כתוצאה מאש או ממים.
- נתקו את כבלי החשמל, מערכות התקשורת, התקני הרשת והמודמים המחוברים לפני פתיחת כיסויי ההתקן, אלא אם הליכי ההתקנה וקביעת התצורה מורים אחרת.
- בעת התקנה, העברה או פתיחת כיסויים במוצר זה או בהתקנים המחוברים, חברו ונתקו את הכבלים כמתואר בטבלה שלהלן.

כדי לחבר	כדי לנתק
1. כבו הכל.	1. כבו הכל.
2. ראשית, חברו את כל הכבלים להתקנים.	2. ראשית, נתקו את כבלי החשמל מהשקעים.
3. חברו את כבלי האותות למחברים.	3. נתקו את כבלי האותות מהמחברים.
4. חברו את כבלי החשמל לשקעים.	4. הסירו את כל הכבלים מההתקנים.
5. הפעילו את ההתקן.	



זהירות:

בעת החלפת סוללת הליתיום, השתמשו רק בסוללה בעלת מק"ט 33F8354 או בסוג תואם שהומלץ על ידי היצרן. אם המערכת כוללת מודול המכיל סוללת ליתיום, החליפו אותו רק במודול מאותו סוג ומתוצרת אותו יצרן. הסוללה מכילה ליתיום, ועלולה להתפוצץ אם לא משתמשים ומטפלים בה או משליכים אותה כיאות.

לעולם:

- אל תטבלו במים

- אל תחממו לטמפרטורה הגבוהה מ-100°C (212°F)

- אל תתקנו או תפרקו

השליכו את הסוללה כנדרש לפי התקנות והחוקים המקומיים.



זהירות:

בעת התקנת מוצרי ליזר (כגון כונני תקליטורים ו-DVD, התקני סיב אופטי או משדרים), שימו לב לאזהרות הבאות:

- אל תסירו את הכיסויים. הסרת הכיסויים של מוצר הלייזר עלולה לגרום לחשיפה לקרינת לייזר מסוכנת. אין חלקים ברי טיפול בתוך ההתקן.


- שינויים, שימוש בבקורות או ביצוע הליכים אחרים מאלה המתוארים כאן, עלולים לגרום לחשיפה לקרינה מסוכנת.



סכנה

מוצרי לייזר מסוימים מכילים דיודת לייזר מסוג Class 3A או Class 3B. שימו לב לאזהרה הבאה:

כאשר הוא פתוח, המוצר פולט קרינת לייזר. אל תביטו ישירות בקרן, אל תביטו ישירות בעזרת ציוד אופטי, והימנעו מחשיפה לקרן.



≤ 18 ק"ג (37 ליב')



≤ 32 ק"ג (70.5 ליב')

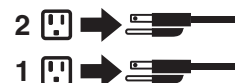


≤ 55 ק"ג (121.2 ליב')

זהירות:
השתמשו בהליכים
הנאותים בעת
הרמת הצידוד.



זהירות:
לחצן ההפעלה של ההתקן ומתג ההפעלה של ספק החשמל אינם מפסיקים את זרם החשמל המסופק להתקן.
בנוסף, ההתקן עשוי לכלול יותר מכבל חשמל אחד. כדי לסלק את כל הזרם החשמלי מההתקן,
ודאו שכל כבלי החשמל מנותקים ממקור החשמל.



זהירות:
אל תניחו חפץ כלשהו השוקל יותר מ-82 ק"ג (180 ליב') על התקנים המחוברים למעמד מסגרת.





PERICOLO

La corrente elettrica proveniente dai cavi di alimentazione, del telefono e di comunicazione può essere pericolosa.

Per evitare il rischio di scosse elettriche:

- Non collegare o scollegare qualsiasi cavo oppure effettuare l'installazione, la manutenzione o la riconfigurazione del prodotto durante un temporale.
- Collegare tutti i fili elettrici a una presa di alimentazione correttamente cablata e dotata di messa a terra.
- Collegare alle prese elettriche appropriate tutte le apparecchiature che verranno utilizzate per questo prodotto.
- Se possibile, utilizzare solo una mano per collegare o scollegare i cavi di segnale.
- Non accendere assolutamente apparecchiature in presenza di incendi, perdite d'acqua o danno strutturale.
- Scollegare i cavi di alimentazione, i sistemi di telecomunicazione, le reti e il modem prima di aprire i coperchi del dispositivo, salvo istruzioni contrarie relative alle procedure di installazione e configurazione.
- Collegare e scollegare i cavi come descritto nella seguente tabella quando vengono effettuate operazioni di installazione, spostamento o apertura dei coperchi di questo prodotto o delle unità collegate.

Per collegarsi	Per scollegarsi
<ol style="list-style-type: none">1. SPEGNERE le apparecchiature.2. Innanzitutto, collegare tutti i cavi alle unità.3. Collegare i cavi di segnale ai connettori.4. Collegare i cavi di alimentazione alla presa.5. Accendere l'unità.	<ol style="list-style-type: none">1. SPEGNERE le apparecchiature.2. Innanzitutto, rimuovere i cavi di alimentazione dalla presa.3. Rimuovere i cavi di segnale dai connettori.4. Rimuovere tutti i cavi dalle unità.



ATTENZIONE:

Quando si sostituisce la batteria al litio, utilizzare solo il Numero parte 33F8354 o un tipo di batteria equivalente consigliato dal produttore. Se sul sistema è presente un modulo che contiene una batteria al litio, sostituirlo solo con un tipo di modulo dello stesso tipo della stessa casa di produzione. La batteria contiene litio e può esplodere se usata, maneggiata o smaltita in modo non corretto.

Non:

- Gettare o immergere la batteria nell'acqua
- Riscaldarla ad una temperatura superiore ai 100 gradi C (212 gradi F)
- Smontarla, ricaricarla o tentare di ripararla

Le batterie usate vanno smaltite in accordo alla normativa in vigore (DPR 915/82 e successive disposizioni e disposizioni locali).



ATTENZIONE:

Quando vengono installati prodotti laser (quali CD-ROM, unità DVD-ROM, unità a fibre ottiche o trasmettenti), tener presente quanto segue:

- Non rimuovere gli sportelli. L'apertura di un'unità laser può determinare l'esposizione a radiazioni laser pericolose. All'interno dell'unità non vi sono parti su cui effettuare l'assistenza tecnica.
- L'utilizzo di controlli, regolazioni o l'esecuzione di procedure non descritti nel presente manuale possono provocare l'esposizione a radiazioni pericolose.



PERICOLO

Alcune unità laser contengono un diodo laser di Classe 3A o Classe 3B. Tener presente quanto segue:

Aperto l'unità vengono emesse radiazioni laser. Non fissare il fascio, non guardarlo direttamente con strumenti ottici ed evitare l'esposizione al fascio.



≥18 kg



≥32 kg



≥55 kg

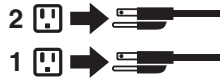
ATTENZIONE:

Prestare attenzione nel sollevare l'apparecchiatura.



ATTENZIONE:

Il pulsante di controllo dell'alimentazione presente sull'unità e l'interruttore dell'alimentatore non disattivano l'alimentazione corrente fornita all'unità. E' possibile che l'unità disponga di più cavi di alimentazione. Per disattivare l'alimentazione dall'unità, accertarsi che tutti i cavi di alimentazione siano scollegati dalla fonte di alimentazione.



ATTENZIONE:

Non collocare oggetti che pesano più di 82 kg (180 lb.) sulla parte superiore delle unità montate nel rack.





위험

전원, 전화, 통신 케이블의 전류는 위험합니다.

감전의 위험을 피하려면 다음과 같이 하십시오.

- 번개가 치는 날에는 케이블을 연결 또는 분리하거나 본 제품을 설치, 보수, 재구성하지 마십시오.
- 모든 전원 코드는 올바르게 접지된 전기 콘센트에 연결하십시오.
- 본 제품에 연결될 장치는 올바르게 배선된 콘센트에 연결하십시오.
- 신호 케이블을 연결 또는 분리할 때 가능하면 한 손만을 사용하십시오.
- 불 또는 물로 인한 손상이나 구조적인 손상이 있을 경우 장치의 전원을 절대 켜지 마십시오.
- 설치 및 구성 과정에 별도의 지시 사항이 없는 경우, 장치의 덮개를 열기 전에 연결된 전원 코드, 원격 통신 시스템, 네트워크, 모뎀을 분리하십시오.
- 본 제품이나 연결된 장치를 설치, 이동하거나 덮개를 열 때 다음 표와 같은 순서로 케이블을 연결하거나 분리하십시오.

연결할 때:	분리할 때:
<ol style="list-style-type: none"> 1. 모든 장치의 전원을 끄십시오. 2. 먼저 모든 케이블을 장치에 연결하십시오. 3. 커넥터에 신호 케이블을 연결하십시오. 4. 콘센트에 전원 코드를 연결하십시오. 5. 장치의 전원을 켜십시오. 	<ol style="list-style-type: none"> 1. 모든 장치의 전원을 끄십시오. 2. 먼저 콘센트에서 전원 코드를 분리하십시오. 3. 커넥터에서 신호 케이블을 분리하십시오. 4. 장치에서 모든 케이블을 분리하십시오.



주의:

배터리를 교환할 때는 Part Number 33F8354 또는 제조업체에서 지정한 동일한 종류의 제품을 사용하십시오. 사용자의 시스템이 리튬 배터리를 포함하는 모듈일 경우, 동일한 제조업체에서 동일한 모듈 유형으로 생산된 제품으로 교체하십시오. 배터리에는 리튬이 함유되어 있어 잘못 사용, 취급 또는 폐기할 경우 폭발의 위험이 있습니다.

사고를 방지하려면 다음 사항을 준수하십시오.

- 배터리를 물 속에 던지거나 침수시키지 마십시오.
- 100℃ (212°F) 이상 가열하지 마십시오.
- 수리하거나 분해하지 마십시오.

배터리를 폐기할 때는 법령 또는 회사의 안전 수칙에 따라 폐기하십시오.



주의:

CD-ROM, DVD-ROM 장치, 광섬유 장치 또는 송신 장치와 같은 레이저 제품을 설치할 때, 다음과 같은 취급 주의사항을 참고하십시오.

- 덮개를 열지 마십시오. 덮개를 열면 레이저 복사 에너지에 노출될 위험이 있습니다. 장치 내부에는 사용자가 조정하거나 수리할 수 있는 부품이 없습니다.
- 규정된 것 이외의 절차 수행, 제어 조정 등의 행위로 인해 해로운 레이저 복사에 노출될 수 있습니다.



위험

일부 장비에는 임베디드 클래스 3A 또는 클래스 3B 레이저 다이오드가 있습니다. 다음 주의사항에 유의하십시오.

드라이브가 열리면 레이저 복사 에너지가 방출됩니다. 광선이 눈에 직접 쏘이지 않도록 하십시오. 나안 또는 광학 기구를 착용한 상태에서 광선을 직접 바라보지 않도록 하십시오.



≥ 18 kg (37 lbs)



≥ 32 kg (70.5 lbs)



≥ 55 kg (121.2 lbs)

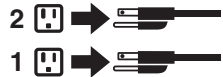
주의:

제품을 들어 올릴 때
안전 규제를 따르십시오.



주의:

장치의 전원 제어 버튼 및 전원 공급 장치의 전원 스위치를 사용하여 장치에 공급되는 전기를 차단하지 마십시오. 장치는 둘 이상의 코드를 가지고 있을 수 있습니다. 장치에서 모든 전원을 차단하려면 콘센트에서 코드가 모두 분리되어 있는지 확인하십시오.





주의:

랙 마운트 장치 위에 무게가 82 kg (180 lbs.) 이상인 물체를 올려 두지 마십시오.





PELIGRO

La corriente eléctrica procedente de cables de alimentación, teléfonos y cables de comunicación puede ser peligrosa.

Para evitar el riesgo de descarga eléctrica:

- No conecte ni desconecte los cables ni realice ninguna tarea de instalación, mantenimiento o reconfiguración de este producto durante una tormenta eléctrica.
- Conecte todos los cables de alimentación a tomas de corriente debidamente cableadas y conectadas a tierra.
- Cualquier equipo que se conecte a este producto también debe conectarse a tomas de corriente debidamente cableadas.
- Siempre que sea posible, utilice una sola mano para conectar o desconectar los cables de señal.
- No encienda nunca un equipo cuando hay señales de fuego, agua o daños estructurales.
- Desconecte los cables de alimentación, los sistemas de telecomunicaciones, las redes y los módems conectados antes de abrir las cubiertas de los dispositivos, a menos que se indique lo contrario en los procedimientos de instalación y configuración.
- Conecte y desconecte los cables, como se describe en la tabla siguiente, cuando instale, mueva o abra las cubiertas de este producto o de los dispositivos conectados.

Para conectar	Para desconectar
<ol style="list-style-type: none">1. APÁGUELO todo.2. En primer lugar, conecte todos los cables a los dispositivos.3. Conecte los cables de señal a los conectores.4. Enchufe los cables de alimentación a las tomas de corriente.5. Encienda el dispositivo.	<ol style="list-style-type: none">1. APÁGUELO todo.2. En primer lugar, desenchufe los cables de alimentación de las tomas de corriente.3. Desconecte los cables de señal de los conectores.4. Desconecte todos los cables de los dispositivos.



PRECAUCIÓN:

Cuando sustituya una batería de litio, utilice solamente una batería número de pieza 33F8354 u otra de tipo equivalente recomendada por el fabricante. Si su sistema dispone de un módulo que contiene una batería de litio, reemplácelo sólo con el mismo tipo de módulo, del mismo fabricante. La batería contiene litio y puede explotar si no se utiliza, manipula o desecha correctamente.

No debe:

- Arrojarla al agua o sumergirla en ella
- Exponerla a temperaturas superiores a 100°C (212°F)
- Repararla o desmontarla

Deshágase de la batería según especifiquen las leyes o normas locales.



PRECAUCIÓN:

Cuando haya productos láser (como unidades de CD-ROM, unidades de DVD, dispositivos de fibra óptica o transmisores) instalados, tenga en cuenta lo siguiente:

- No quite las cubiertas. Si quita las cubiertas del producto láser, podría quedar expuesto a radiación láser peligrosa. Dentro del dispositivo no existe ninguna pieza que requiera servicio técnico.
- Si usa controles o ajustes o realiza procedimientos que no sean los especificados aquí, podría exponerse a radiaciones peligrosas.



PELIGRO

Algunos productos láser tienen incorporado un diodo láser de clase 3A o clase 3B. Tenga en cuenta lo siguiente:

Cuando se abre, queda expuesto a radiación láser. No mire directamente al rayo láser, ni siquiera con instrumentos ópticos, y evite exponerse directamente al rayo láser.



≥18 kg



≥32 kg



≥55 kg

PRECAUCIÓN:

Adopte procedimientos seguros al levantar el equipo.



PRECAUCIÓN:

El botón de control de alimentación del dispositivo y el interruptor de alimentación de la fuente de alimentación no desconectan la corriente eléctrica suministrada al dispositivo. Además, el dispositivo podría tener más de un cable de alimentación. Para suprimir toda la corriente eléctrica del dispositivo, asegúrese de que todos los cables de alimentación estén desconectados de la toma de corriente.



PRECAUCIÓN:

No coloque ningún objeto que pese más de 82 Kg (180 lb) encima de dispositivos montados en un bastidor.



Chapter 3. General information

This chapter provides general information that applies to all machine types supported by this publication.

The Access IBM program

Use the Access IBM® program for general information about the use, operation, and maintenance of the computer. The Access IBM program also contains information to help solve problems and get repair service or other technical assistance. The Access IBM program is preinstalled on most ThinkCentre products.

Additional information resources

If you have Internet access, the most up-to-date information for your computer is available from the World Wide Web.

You can find the following information:

- CRU removal and installation instructions
- Publications
- Troubleshooting information
- Parts information
- Downloads and drivers
- Links to other useful sources of information

To access this information, point your browser to <http://www.lenovo.com/think/support/>.

Physical specifications

This section details the physical specifications for each computer Type.

Types 8129, 8132, 8133, 8134, 8135, and 8136

This section lists the physical specifications.

<p>Dimensions</p> <p>Height: 146 mm (5.7 in.)</p> <p>Width: 442 mm (17.4 in.)</p> <p>Depth: 401 mm (15.8 in.)</p> <p>Weight</p> <p>Minimum configuration as shipped: 24 lb (11 kg)</p> <p>Maximum configuration: 31 lb (14 kg)</p> <p>Environment</p> <p>Air temperature:</p> <p>System on: 10° to 35°C (50° to 95° F)</p> <p>System off: 10° to 60°C (50° to 140° F)</p> <p>Maximum altitude: 2134 m (7000 ft)</p> <p>Note: The maximum altitude, 2134 m (7000 ft), is the maximum altitude at which the specified air temperatures apply. At higher altitudes, the maximum air temperatures are lower than those specified.</p> <p>Humidity:</p> <p>System on: 10% to 80%</p> <p>System off: 10% to 90%</p> <p>Electrical input</p> <p>Input voltage:</p> <p>Low range:</p> <p>Minimum: 100 V ac</p> <p>Maximum: 127 V ac</p> <p>Input frequency: 50/60 Hz</p> <p>Voltage switch setting: 115 V ac</p> <p>High range:</p> <p>Minimum: 200 V ac</p> <p>Maximum: 240 V ac</p> <p>Input frequency: 50/60 Hz</p> <p>Voltage switch setting: 230 V ac</p> <p>Input kilovolt-amperes (kVA) (approximate):</p> <p>Minimum configuration as shipped: 0.09 kVA</p> <p>Maximum configuration: 0.32 kVA</p> <p>Note: Power consumption and heat output vary depending on the number and type of optional features installed and the power-management optional features in use.</p>	<p>Heat output (approximate) in British thermal units (Btu) per hour:</p> <p>Minimum configuration: 256 Btu/hr (75 watts)</p> <p>Maximum configuration: 1058 Btu/hr (310 watts)</p> <p>Airflow</p> <p>Approximately 1.13 cubic meters per minute (40 cubic feet per minute) maximum</p> <p>Acoustical noise-emission values</p> <p>Average sound-pressure levels:</p> <p>At operator position: (0.5 meters)</p> <p>Idle: 28 dBA</p> <p>Operating: 34 dBA</p> <p>At bystander position - 1 meter (3.3 ft):</p> <p>Idle: 25 dBA</p> <p>Operating: 31 dBA</p> <p>Declared (upper limit) sound-power levels:</p> <p>Idle: 4.0 bels</p> <p>Operating: 4.4 bels</p> <p>Note: These levels were measured in controlled acoustical environments according to the procedures specified by the American National Standards Institute (ANSI) S12.10 and ISO 7779 and are reported in accordance with ISO 9296. Actual sound-pressure levels in a given location might exceed the average values stated because of room reflections and other nearby noise sources. The declared sound-power levels indicate an upper limit, below which a large number of computers will operate.</p>
---	--

Types 8122, 8123, 8124, 8131, 8137, and 8138

This section lists the physical specifications.

<p>Dimensions</p> <p>Height: 432 mm (17.0 in.)</p> <p>Width: 178 mm (7.0 in.)</p> <p>Depth: 450 mm (17.7 in.)</p> <p>Weight</p> <p>Minimum configuration: 10.5 kg (23 lb)</p> <p>Maximum configuration: 13.5 kg (30 lb)</p> <p>Environment</p> <p>Air temperature:</p> <p>System on: 10° to 35°C (50° to 95° F)</p> <p>System off: 10° to 60°C (50° to 140° F)</p> <p>Maximum altitude: 914 m (3000 ft)</p> <p>Note: The maximum altitude, 914 m (3000 ft), is the maximum altitude at which the specified air temperatures apply. At higher altitudes, the maximum air temperatures are lower than those specified.</p> <p>Humidity:</p> <p>System on: 10% to 80%</p> <p>System off: 10% to 90%</p> <p>Electrical input</p> <p>Input voltage:</p> <p>Low range:</p> <p>Minimum: 100 V ac</p> <p>Maximum: 127 V ac</p> <p>Input frequency: 50/60 Hz</p> <p>Voltage switch setting: 115 V ac</p> <p>High range:</p> <p>Minimum: 200 V ac</p> <p>Maximum: 240 V ac</p> <p>Input frequency: 50/60 Hz</p> <p>Voltage switch setting: 230 V ac</p> <p>Input kilovolt-amperes (kVA) (approximate):</p> <p>Minimum configuration as shipped: 0.09 kVA</p> <p>Maximum configuration: 0.32 kVA</p> <p>Note: Power consumption and heat output vary depending on the number and type of optional features installed and the power-management optional features in use.</p>	<p>Heat output (approximate) in British thermal units (Btu) per hour:</p> <p>Minimum configuration: 256 Btu/hr (75 watts)</p> <p>Maximum configuration: 1058 Btu/hr (310 watts)</p> <p>Airflow</p> <p>Approximately 1.13 cubic meters per minute (40 cubic feet per minute) maximum</p> <p>Acoustical noise-emission values</p> <p>Average sound-pressure levels:</p> <p>At operator position:</p> <p>Idle: 29 dBA</p> <p>Operating: 33 dBA</p> <p>At bystander position - 1 meter (3.3 ft):</p> <p>Idle: 25 dBA</p> <p>Operating: 30 dBA</p> <p>Declared (upper limit) sound-power levels:</p> <p>Idle: 4.0 bels</p> <p>Operating: 4.3 bels</p> <p>Note: These levels were measured in controlled acoustical environments according to the procedures specified by the American National Standards Institute (ANSI) S12.10 and ISO 7779 and are reported in accordance with ISO 9296. Actual sound-pressure levels in a given location might exceed the average values stated because of room reflections and other nearby noise sources. The declared sound-power levels indicate an upper limit, below which a large number of computers will operate.</p>
--	---

Types 9212 and 9213

This section lists the physical specifications.

<p>Dimensions</p> <p>Height: 492 mm (19.4 in.)</p> <p>Width: 175 mm (6.9 in.)</p> <p>Depth: 450 mm (17.7 in.)</p> <p>Weight</p> <p>Minimum configuration: 10.5 kg (23 lb)</p> <p>Maximum configuration: 13.5 kg (30 lb)</p> <p>Environment</p> <p>Air temperature:</p> <p>System on: 10° to 35°C (50° to 95° F)</p> <p>System off: 10° to 43°C (50° to 110° F)</p> <p>Maximum altitude: 2134 m (7000 ft)</p> <p>Note: The maximum altitude, 2134 m (7000 ft), is the maximum altitude at which the specified air temperatures apply. At higher altitudes, the maximum air temperatures are lower than those specified.</p> <p>Humidity:</p> <p>System on: 8% to 80%</p> <p>System off: 8% to 80%</p> <p>Electrical input</p> <p>Input voltage:</p> <p>Low range:</p> <p>Minimum: 100 V ac</p> <p>Maximum: 127 V ac</p> <p>Input frequency: 50/60 Hz</p> <p>Voltage switch setting: 115 V ac</p> <p>High range:</p> <p>Minimum: 200 V ac</p> <p>Maximum: 240 V ac</p> <p>Input frequency: 50/60 Hz</p> <p>Voltage switch setting: 230 V ac</p> <p>Input kilovolt-amperes (kVA) (approximate):</p> <p>Minimum configuration as shipped: 0.09 kVA</p> <p>Maximum configuration: 0.32 kVA</p> <p>Note: Power consumption and heat output vary depending on the number and type of optional features installed and the power-management optional features in use.</p>	<p>Heat output (approximate) in British thermal units (Btu) per hour:</p> <p>Minimum configuration: 256 Btu/hr (75 watts)</p> <p>Maximum configuration: 1058 Btu/hr (310 watts)</p> <p>Airflow</p> <p>Approximately 1.13 cubic meters per minute (40 cubic feet per minute) maximum</p> <p>Acoustical noise-emission values</p> <p>Average sound-pressure levels:</p> <p>At operator position (0.5 meters):</p> <p>Idle: 27 dBA</p> <p>Operating: 33 dBA</p> <p>At bystander position - 1 meter (3.3 ft):</p> <p>Idle: 24 dBA</p> <p>Operating: 30 dBA</p> <p>Declared (upper limit) sound-power levels:</p> <p>Idle: 4.0 bels</p> <p>Operating: 4.3 bels</p> <p>Note: These levels were measured in controlled acoustical environments according to the procedures specified by the American National Standards Institute (ANSI) S12.10 and ISO 7779 and are reported in accordance with ISO 9296. Actual sound-pressure levels in a given location might exceed the average values stated because of room reflections and other nearby noise sources. The declared sound-power levels indicate an upper limit, below which a large number of computers will operate.</p>
--	--

Chapter 4. General Checkout

Attention

The drives in the computer you are servicing might have been rearranged or the drive startup sequence changed. Be extremely careful during write operations such as copying, saving, or formatting. Data or programs can be overwritten if you select an incorrect drive.

General error messages appear if a problem or conflict is found by an application program, the operating system, or both. For an explanation of these messages, refer to the information supplied with that software package.

Notes:

- The default is for this computer to boot up in quiet mode (no beep, no memory count and checkpoint code display) when no errors are detected by POST.
- To enable beep, memory count, and checkpoint code display when a successful POST occurs, do the following:
 1. Start the Setup Utility program. See “Starting the Setup Utility program” on page 55.
 2. Select **Start Options**.
 3. Set **Power-On Self-Test** to **Enhanced**.
- Before replacing any FRUs, ensure that the latest level of BIOS is installed on the system. A down-level BIOS might cause false errors and unnecessary replacement of the system board. For more information on how to determine and obtain the latest level BIOS, see “BIOS levels” on page 212.

Use the following procedure to help determine the cause of the problem:

1. Power-off the computer and all external devices.
2. Check all cables and power cords.
3. Set all display controls to the middle position.
4. Power-on all external devices.
5. Power-on the computer.
 - Look for displayed error codes
 - Listen for beep codes
 - Look for readable instructions or a main menu on the display.

If you **did not** receive the correct response, proceed to step 6.

If you **do** receive the correct response, proceed to step 8 on page 46.
6. Look at the following conditions and follow the instructions:
 - If you hear beep codes during POST, go to “Beep symptoms” on page 82.
 - If the computer displays a POST error, go to “POST error codes” on page 85.
 - If the computer hangs and no error is displayed, continue at step 7.
7. There are three LEDs to help you determine if the power supply and system board are working correctly. A power button LED is located on the front of the computer and two diagnostic LEDs are located on the power supply at the rear of the computer.
 - a. Disconnect the power cord from the electrical outlet.
 - b. Reconnect the power cord to a working electrical outlet.
 - c. Press the power button.

d. Observe the LEDs and refer to the following table.

Power LED	Green diagnostic LED	Yellow diagnostic LED	Action
ON	ON	OFF	This is the normal condition of the LEDs when the power is OK.
OFF	OFF	OFF	Make sure the power cord is attached to a working electrical outlet. If the electrical outlet is OK, replace the power supply.
OFF (after the power button has been pressed)	ON	OFF	Replace the system board
ON	ON	ON	Replace the power supply

If the Diagnostic LEDs are in the normal condition and the problem persists, replace the system board and the microprocessor, one at a time, until the computer works correctly.

8. Run the Diagnostic programs. See Chapter 5, "Diagnostics using PC-Doctor for DOS," on page 49.
 - If you receive an error, replace the part that the diagnostic program calls out or go to "Diagnostic error codes" on page 61.
 - If the test stops and you cannot continue, replace the last device tested.

Problem determination tips

Due to the variety of hardware and software combinations that can be encountered, use the following information to assist you in problem determination. If possible, have this information available when requesting assistance from Service Support and Engineering functions.

- Machine type and model
- Processor or hard disk upgrades
- Failure symptom
 - Do diagnostics indicate a failure?
 - What, when, where, single, or multiple systems?
 - Is the failure repeatable?
 - Has this configuration ever worked?
 - If it has been working, what changes were made prior to it failing?
 - Is this the original reported failure?
- Diagnostics version
 - Type and version level
- Hardware configuration
 - Print (print screen) configuration currently in use
 - BIOS level
- Operating system software
 - Type and version level

Note: To eliminate confusion, identical systems are considered identical only if they:

1. Are the exact machine type and models
2. Have the same BIOS level
3. Have the same adapters/attachments in the same locations
4. Have the same address jumpers/terminators/cabling
5. Have the same software versions and levels
6. Have the same Diagnostics Diskette (version)
7. Have the same configuration options set in the system
8. Have the same setup for the operation system control files

Comparing the configuration and software set-up between "working and non-working" systems will often lead to problem resolution.

Chapter 5. Diagnostics using PC-Doctor for DOS

Diagnostics are provided by the PC-Doctor program for DOS. These include a full range of diagnostic utilities to determine the operating condition of the computer's hardware components.

You can run diagnostics from the Rescue and Recovery™ workspace or you can create a bootable diagnostic diskette from the Rescue and Recovery workspace. Alternatively, you can download either a diskette image or a startable CD-ROM image (.iso file) from the Customer Support Web site and run diagnostics using them.

The latest version of the diagnostics program is available from <http://www.lenovo.com/think/support> on the World Wide Web. Type your machine type into the **Use Quick path** field and click **Go** to find the downloadable files that are specific to the computer. See "Diagnostics program download" on page 50.

Diagnostic error messages appear when a test program finds a problem with a hardware option. For the test programs to properly determine if a test *Passed*, *Failed* or *Aborted*, the test programs check the error-return code at test completion. See "Diagnostic error codes" on page 61.

If an installed device is not recognized by the diagnostics program, that device might be defective.

Starting PC-Doctor from the Rescue and Recovery workspace

This procedure describes how to start PC-Doctor from the Rescue and Recovery workspace.

1. If your computer is already on when you start this procedure, shut down the operating system and turn off the computer.
2. To launch the Rescue and Recovery workspace, repeatedly press the F11 key as you turn on the computer.

Note: If a user password or an administrator password has been set, the Rescue and Recovery workspace is not displayed until you type the password.

3. When the Rescue and Recovery workspace is displayed, look for "Troubleshoot" on the left side of the screen. Click **Diagnose hardware**.

Notes:

- a. Additional diagnostic information is available from the Rescue and Recovery workspace, such as a diagnostic overview. Refer to the Rescue and Recovery help system for details.
- b. After selecting Diagnose hardware, make sure the computer is restarted using the restart button on the Rescue and Recovery workspace. Do not use the power switch to start the reboot.
- c. You can also create a set of diagnostic disks from the Rescue and Recovery workspace by clicking **Create diagnostic disks** from the Rescue and Recovery menu.

Starting PC-Doctor from a diagnostic diskette or CD-ROM

Note: If your computer has no internal diskette drive, an external USB diskette drive is required when using the diagnostic diskette.

1. If your computer is already on when you start this procedure, shut down the operating system and turn off the computer.
2. Insert the diskette or CD-ROM in the appropriate drive.
3. Turn on the computer.

Note: If the PC-Doctor program fails to start, make sure that the startup device sequence is configured to allow startup from the diskette or CD-ROM drive. See “Selecting a startup device” on page 58.

Diagnostics program download

If you have access to the internet, you can download a diskette image or a startable CD-ROM image (.iso file) of the diagnostics.

To download the latest diagnostics program from the WWW, do the following:

- Go to <http://www.lenovo.com/think/support>.
- Type the machine type in the “Use Quick Path” field and click **Go**.
- Click **Downloads and drivers** and scroll down to locate the Enhanced diagnostics.

Navigating through the diagnostics programs

Use the cursor movement keys to navigate within the menus.

- The **Enter** key is used to select a menu item.
- The **Esc** key is used to back up to the previous menu.
- For online help select **F1**.

Running diagnostics tests

There are four ways to run the diagnostic tests.

- Using the cursor movement keys, highlight **Run Normal Test** or **Run Quick Test** from the Diagnostics menu and then press **Enter**.

This automatically runs a pre-defined group of tests from each test category.

Run Normal Test runs a more extensive set of tests than does **Run Quick Test** and takes longer to complete.

- Press **F5** to automatically run all selected tests in all categories. See “Test selection” on page 51.
- From within a test category, press **Ctrl-Enter** to automatically run only the selected tests in that category. See “Test selection” on page 51.
- Using the cursor movement keys, highlight a single test within a test category, and then press **Enter**. This runs only that test.

Press **Esc** at any time to stop the testing process.

Test results (N/A, PASSED, FAILED, ABORTED) are displayed in the field beside the test description and in the test log. See “Viewing the test log” on page 54.

Test selection

To select one or more tests, use the following procedure.

1. Open the corresponding test category.
2. Using the cursor movement keys, highlight the desired test.
3. Press the space bar.
A selected test is marked by >>. Pressing the space bar again de-selects a test and removes the >>.
4. Repeat steps 2 and 3 above to select all desired tests.

Test results

Diagnostics test results produce the following error code format:

Function Code	Failure Type	DeviceID	Date	ChkDigits	Text
---------------	--------------	----------	------	-----------	------

- **Function Code:**
Represents the feature or function within the PC.
- **Failure Type:**
Represents the type of error encountered.
- **DeviceID:**
Contains the component's unit-ID which corresponds to either a fixed disk drive, removable media drive, serial or parallel port, processor, specific RIMM, or a device on the PCI bus.
- **Date:**
Contains the date when the diagnostic test was run. The date is retrieved from CMOS and displayed using the YYYYMMDD format.
- **ChkDigits:**
Contains a 2-digit check-digit value to ensure the following:
 - Diagnostics were run on the specified date.
 - Diagnostics were run on the specified computer.
 - The diagnostic error code is recorded correctly.
- **Text:**
Description of the error.

Note: See "Diagnostic error codes" on page 61 for error code listings.

Fixed disk advanced test (FDAT)

PC-Doctor Fixed-Disk¹ Advanced Test module (FDAT) is a full-featured highly configurable fixed-disk test suite. The configurable capabilities of FDAT allow users to enable or disable specific tests, enable or disable testing features, control the test log detail, alter testing parameters, and so on. FDAT tests for and reports most commonly found errors on a fixed-disk drive and is able to test up to 128 SCSI and 4 IDE drives (up to 132 total drives).

Drive information is gathered through FDAT's enumeration of available devices and user specific configuration parameters located in the FDAT.INI. FDAT uses information supplied by these features to indicate specifically what devices are

1. The terms fixed disk and hard disk are used interchangeably.

available for test, what tests are available for the device, device properties, and so on. To change testing parameters, you modify the FDAT.INI file in PC Doctor for DOS.

FDAT consists of the following subtests and features.

Fixed-Disk Tests:

- *Seek Tests:* - checks the physical operation of the drive head.
 - Linear Seek
 - Random Seek
 - Min-Max Seek
 - Butterfly Seek
- *Verify Tests:* - checks the integrity of the data present on the media.
 - Linear Verify
 - Random Verify
- *Surface Scan Tests:* - checks the drive media for defects.
 - Surface Scan (Linear)
 - Surface Scan (Aggressive) - this is disabled for normal customer use.
 - Surface Scan (Random)
- Self-monitoring, Analysis and Reporting Technology (SMART) - checks the SMART functionality for drives that support SMART.
 - Start SMART Self-Test

Other Test Features:

- *Write-Splice Repair* - detects and corrects Error Correction Code errors during Verify tests.
- *Auto Spin Down* - a gradual spin down of the drive platters to avoid damaging the media.
- *Manufacturer Log* - an in-depth manufacturer supported log of errors on the drive.

Multitasking:

To allow simultaneous testing of multiple hard drives whenever possible, the FDAT module is written as a set of multitasking functions. Each drive under test can run the same test or run a different test at the same time. Each subtest is written to handle a single test pass and all test variables are kept track of in a structure unique for each drive.

However, when testing IDE drives, FDAT will not perform simultaneous testing of IDE drives that are attached to the same IDE cable. For example, if FDAT is testing four IDE drives on a PC, it will perform simultaneous testing on drives 1 and 3 first (master drives), then perform tests on 2 and 4 (slave drives). FDAT will also perform simultaneous testing on a master and slave that are on separate IDE cables, but will not perform simultaneous tests on a master and slave on the same IDE cable. This generally increases the amount of time needed to test multiple IDE drives.

Another limitation of FDAT'S multitasking capability is the use of Ultra DMA (UDMA). Only one drive at a time can access the UDMA channel and the UDMA

channel buffer must be kept high in order to maintain a speed advantage over other data transfer modes. In order to use the UDMA channel during testing, users must disable the multitasking feature.

Destructive versus non-destructive testing:

Most of the tests found in FDAT are non-destructive. This means that PC-Doctor program will preserve any data that is present on the tested media prior to beginning any destructive operations (such as write operations). However, users can run certain tests in destructive mode (i.e. surface scan tests). Destructive tests will speed up testing because FDAT does not preserve the data on the media prior to the test beginning. Unlike non-destructive tests, any data present on the media prior to the test beginning is lost.

FDAT allows for enabling or disabling destructive tests, as well as specifying a range of destructive and non-destructive sectors on the tested drive. This is done through the configuration of the FDAT.INI. If destructive and non-destructive ranges somehow overlap, then the overlapped area is considered non-destructive. For example, if users specify both destructive and non-destructive ranges as the same, then the entire drive is tested as non-destructive.

Quick and Full erase - hard drive

The diagnostics program offers two hard drive format utilities:

- Quick Erase Hard Drive
- Full Erase Hard Drive

The Quick Erase Hard Drive provides a DOS utility that performs the following:

- Destroys the Master Boot Record (MBR) on the hard drive.
- Destroys all copies of the FAT Table on all partitions (both the master and backup).
- Destroys the partition table.
- Provides messages that warn the user that this is a non-recoverable process.

The Full Erase Hard Drive provides a DOS utility that performs the following:

- Performs all the steps in Quick Erase.
- Provides a DOS utility that writes random data to all sectors of the hard drive.
- Provides an estimate of time to completion along with a visual representation of completion status.
- Provides messages that warn the user about non-recoverable process.

Important: Make sure that all data is backed up before using the Quick or Full Erase functions.
--

To select the Quick Erase or Full Erase Hard Drive utility, use the following procedure:

1. Select the UTILITY option on the toolbar and press **Enter**.
2. Select either the QUICK ERASE or FULL ERASE HARD DISK option and follow the instructions.

Viewing the test log

Errors reported by the diagnostic test will be displayed by the program as a failed test.

To view details of a failure or to view a list of test results, use the following procedure from any test category screen:

1. Press **F3** to activate the log file.
2. Press **F3** again to save the file to diskette or press **F2** to print the file.

Chapter 6. Using the Setup Utility

The Setup Utility program is stored in the electrically erasable programmable read-only memory (EEPROM) of the computer. The Setup Utility program is used to view and change the configuration settings of the computer, regardless of which operating system you are using. However, the operating-system settings might override any similar settings in the Setup Utility program.

Starting the Setup Utility program

To start the Setup Utility program, do the following:

1. If your computer is already on when you start this procedure, shut down the operating system and turn off the computer.
2. Repeatedly press the F1 key as you turn on the computer.

Notes:

- a. If a password has been set, the Setup Utility program menu is not displayed until you type your password. See “Using passwords” for more information.
- b. BIOS settings cannot be changed without the correct password.
- c. The Setup Utility might start automatically when the power-on self-test (POST) detects that hardware has been removed or new hardware has been installed in your computer.

Viewing and changing settings

The Setup Utility program menu lists items that identify system configuration topics.

When working with the Setup Utility program menu, you must use the keyboard. The keys used to perform various tasks are displayed at the bottom of each screen.

Exiting from the Setup Utility program

When you finish viewing or changing settings, press Esc to return to the Setup Utility program menu (you might have to press Esc several times). If you want to save the new settings, press F10.

Using passwords

By using the Setup Utility program, you can set passwords to prevent unauthorized persons from gaining access to your computer and data. The types of passwords used are:

- User Password
- Administrator Password
- IDE Drive User Password (some computers)
- IDE Drive Master Password (some computers)

You do not have to set any passwords to use your computer. However, if you decide to set any passwords, read the following sections.

Password considerations

If you are setting any of the various types of passwords on your computer, you should read and understand the following information:

- If you type an incorrect password, you will see an error message. If you type an incorrect password three consecutive times, you must turn the computer off and start again.
- If you set both a User Password and an IDE Drive User Password to the same string, you will be prompted for the password only once when you turn on your computer.
- Do not move an internal IDE hard disk drive to another computer if an IDE Drive User Password has been set unless that computer also supports the IDE Drive User Password.
- If your computer is connected to a local area network (LAN), Wake on LAN will not work unless both a User Password and an IDE Drive User Password are set using the same password.

User Password

When a User Password is set, the user is prompted to type a valid password each time the computer is turned on. The computer cannot be used until a valid password is typed from the keyboard.

Administrator Password

Setting an Administrator Password deters unauthorized persons from changing configuration settings. If you are responsible for maintaining the settings of several computers, you might want to set an Administrator Password.

After you set an Administrator Password, a password prompt is displayed each time you try to access the Setup Utility program.

If both the user and administrator passwords are set, you can type either password. However, to change any configuration settings, you must use your administrator password.

IDE Drive User Password

The IDE Drive User Password, used on some computers, is used to protect the data on the IDE hard disk drive(s). When this password is set, you are prompted to type a valid password before any hard disk drive can be used. This prompt is displayed each time you turn on your computer. If your computer has multiple hard disk drives, they all must use the same password.

Attention

If an IDE Drive User Password is set but the IDE Drive Master Password is not set, there is no recovery in the event that the IDE Drive User Password is lost or forgotten. The hard disk drive must be replaced. See "IDE Drive Master Password."

IDE Drive Master Password

The IDE Drive Master Password, used on some computers, is used to recover use of the hard disk drive in the event that the IDE Drive User Password is lost or forgotten. Only the person who knows the IDE Drive Master password can reset the IDE Drive User Password.

Attention

Make sure that the IDE Drive Master password is stored in a safe place. If both the IDE Drive User password and the IDE Drive Master password are lost or forgotten, the IDE hard disk drive must be replaced.

If both the IDE Drive User Password and the IDE Drive Master Password are to be set, the IDE Drive Master Password must be set before setting the IDE Drive User Password.

Setting, changing, and deleting a password

To set, change, or delete a password, do the following:

Note: A password can be any combination of up to seven characters (A- Z, a-z, and 0-9).

1. Start the Setup Utility program (see “Starting the Setup Utility program” on page 55).
2. From the Setup Utility program menu, select **Security**.
3. Select **Set Passwords**. Read the information displayed on the right side of the screen.

Using Security Profile by Device

Security Profile by Device is used to enable or disable user access to the following devices:

IDE controller	When this feature is set to Disable , all devices connected to the IDE controller (such as hard disk drives or the CD-ROM drive) are disabled and will not be displayed in the system configuration.
Diskette Drive Access	When this feature is set to Disable , the diskette drive cannot be accessed.
Diskette Write Protect	When this feature is set to Enable , all diskettes are treated as if they are write-protected.

To set Security Profile by Device, do the following:

1. Start the Setup Utility program (see “Starting the Setup Utility program” on page 55).
2. From the Setup Utility program menu, select **Security**.
3. Select **Security Profile by Device**.
4. Select the desired devices and settings and press Enter.
5. Return to the Setup Utility program menu, select **Exit**, and then **Save Settings** or **Save and exit the Setup Utility**.

Note: If you do not want to save the settings, select **Exit the Setup Utility without saving**.

Selecting a startup device

If the computer does not start up (boot) from a device such as the CD-ROM, diskette, or hard disk as expected, use one of the following procedures to select a startup device.

Selecting a temporary startup device

Use this procedure to startup from any boot device.

Note: Not all CDs, hard disks, and diskettes are startable (bootable).

1. If your computer is already on when you start this procedure, shut down the operating system and turn off the computer.
2. To open the Startup Device Menu, repeatedly press the F12 key as you turn on the computer.

Note: Selecting a startup device from this list does not permanently change the startup sequence; it is valid for one boot cycle only.

Changing the startup device sequence

To view or permanently change the configured startup device sequence, do the following:

1. Start the Setup Utility program (see “Starting the Setup Utility program” on page 55).
2. Select **Startup**.
3. Select **Startup Sequence**. See the information displayed on the right side of the screen.
4. Select the devices for the Primary Startup Sequence, the Automatic Startup Sequence, and the Error Startup Sequence.
5. Select **Exit** from the Setup Utility menu and then **Save Settings** or **Save and exit the Setup Utility**.

If you have changed these settings and want to return to the default settings, select **Load Default Settings** on the Exit menu.

Advanced settings

On some computer models the Advanced settings menu includes a setting to Enable/Disable HyperThreading. This feature works only with HyperThreading-aware operating systems such as Microsoft® Windows® XP. The default setting for HyperThreading is Enabled. However, if you select **Set Defaults** and are using an operating system other than Windows XP, the computer performance might be degraded. Therefore, you should always set HyperThreading to Disabled unless you are sure your operating system supports HyperThreading.

Chapter 7. Symptom-to-FRU Index

The Symptom-to-FRU index lists error symptoms and possible causes. The most likely cause is listed first. Always begin with Chapter 4, “General Checkout,” on page 45. This index can also be used to help you decide which FRUs to have available when servicing a computer. If you are unable to correct the problem using this index, go to “Undetermined problems” on page 90.

Notes:

- If you have both an error message and an incorrect audio response, diagnose the error message first.
- If you cannot run the diagnostic tests or you get a diagnostic error code when running a test, but did receive a POST error message, diagnose the POST error message first.
- If you did not receive any error message, look for a description of your error symptoms in the first part of this index.
- Check the hard disk drive jumper settings before you replace a hard disk drive.

Hard disk drive boot error

A hard disk drive boot error (error codes 1962 and I999030X) can have the following causes.

Error	FRU/Action
The start-up drive is not in the boot sequence in configuration.	Check the configuration and ensure the start-up drive is in the boot sequence.
No operating system installed on the boot drive.	Install an operating system on the boot drive.
The boot sector on the start-up drive is corrupted.	The drive must be formatted, do the following: <ol style="list-style-type: none">1. Attempt to back-up the data on the failing hard disk drive.2. Using the operating systems programs, format the hard disk drive.
The drive is defective.	Replace the hard disk drive.

Power Supply Errors

If you suspect a power problem, use the following procedures.

Check/Verify	FRU/Action
Check the following for proper installation. <ul style="list-style-type: none">• Power Cord• On/Off Switch connector• On/Off Switch Power Supply connector• System Board Power Supply connectors• Microprocessor(s) connection	Reseat connectors
Check the power cord for continuity.	Power Cord
Check the power-on switch for continuity.	Power-on Switch

1. Turn off the computer and disconnect all external devices.
2. Power-on the computer.
3. There are three LEDs to help you determine if the power supply and system board are working correctly. The power button LED is located on the front of the computer and the two diagnostic LEDs are located on the power supply at the rear of the computer. After pressing the power button, observe the LEDs and refer to the following table:

Power LED	Green diagnostic LED	Yellow diagnostic LED	Action
ON	ON	OFF	This is the normal condition of the LEDs when the power is OK.
OFF	OFF	OFF	<ul style="list-style-type: none"> • Make sure the power cord is attached to a working electrical outlet. • Check the power cord for continuity. • If the problem persists, replace the power supply.
OFF (after the power button has been pressed)	ON	OFF	Replace the system board
ON	ON	ON	Replace the power supply

If the Diagnostic LEDs are in the normal condition and the problem persists, replace the system board and the microprocessor, one at a time, until the computer works correctly.

Diagnostic error codes

Refer to the following diagnostic error codes when using the diagnostic tests. See “Running diagnostics tests” on page 50 for the specific type for information about the Diagnostic programs.

In the following index, X can represent any number.

Diagnostic Error Code	FRU/Action
000-000-XXX BIOS Test Passed	No action
000-002-XXX BIOS Timeout	1. Flash the system. See “Flash update procedures” on page 212 2. System board
000-024-XXX BIOS Addressing test failure	1. Flash the system. See “Flash update procedures” on page 212 2. System board
000-025-XXX BIOS Checksum Value error	1. Flash the system. See “Flash update procedures” on page 212 2. Boot block 3. System board
000-026-XXX FLASH data error	1. Flash the system. See “Flash update procedures” on page 212 2. Boot block 3. System board
000-027-XXX BIOS Configuration/Setup error	1. Run Setup 2. Flash the system. See “Flash update procedures” on page 212 3. Boot block 4. System board
000-034-XXX BIOS Buffer Allocation failure	1. Reboot the system 2. Flash the system. See “Flash update procedures” on page 212 3. Run memory test 4. System board
000-035-XXX BIOS Reset Condition detected	1. Flash the system. See “Flash update procedures” on page 212 2. System board
000-036-XXX BIOS Register error	1. Flash the system. See “Flash update procedures” on page 212 2. Boot block 3. System board
000-038-XXX BIOS Extension failure	1. Flash the system. See “Flash update procedures” on page 212 2. Adapter card 3. System board

Diagnostic Error Code	FRU/Action
000-039-XXX BIOS DMI data error	<ol style="list-style-type: none"> 1. Flash the system. See “Flash update procedures” on page 212 2. System board
000-195-XXX BIOS Test aborted by user	Information only Re-start the test, if necessary
000-196-XXX BIOS test halt, error threshold exceeded	<ol style="list-style-type: none"> 1. Press F3 to review the log file 2. Re-start the test to reset the log file
000-197-XXX BIOS test warning	<ol style="list-style-type: none"> 1. Make sure the component that is called out is connected and/or enabled. See Chapter 6, “Using the Setup Utility,” on page 55 2. Re-run test 3. Replace the component that is called out in warning statement 4. Replace the component under test
000-198-XXX BIOS test aborted	<ol style="list-style-type: none"> 1. Make sure the component that is called out is connected and/or enabled. See Chapter 6, “Using the Setup Utility,” on page 55 2. Flash the system and retest. See “Flash update procedures” on page 212 3. Go to “Undetermined problems” on page 90
000-199-XXX BIOS test failed, cause unknown	<ol style="list-style-type: none"> 1. Go to “Undetermined problems” on page 90 2. Flash the system and re-test 3. Replace component under function test
000-250-XXX BIOS APM failure	<ol style="list-style-type: none"> 1. Flash the system. See “Flash update procedures” on page 212 2. System board
000-270-XXX BIOS ACPI failure	<ol style="list-style-type: none"> 1. Flash the system. See “Flash update procedures” on page 212 2. System board
001-000-XXX System Test Passed	No action
001-00X-XXX System Error	System board
001-01X-XXX System Error	System board
001-024-XXX System Addressing test failure	System board
001-025-XXX System Checksum Value error	<ol style="list-style-type: none"> 1. Flash the system. See “Flash update procedures” on page 212 2. System board
001-026-XXX System FLASH data error	<ol style="list-style-type: none"> 1. Flash the system. See “Flash update procedures” on page 212 2. System board

Diagnostic Error Code	FRU/Action
001-027-XXX System Configuration/Setup error	<ol style="list-style-type: none"> 1. Run Setup 2. Flash the system. See “Flash update procedures” on page 212 3. System board
001-032-XXX System Device Controller failure	System board
001-034-XXX System Device Buffer Allocation failure	<ol style="list-style-type: none"> 1. Reboot the system 2. Flash the system. See “Flash update procedures” on page 212 3. Run memory test 4. System board
001-035-XXX System Device Reset condition detected	System board
001-036-XXX System Register error	System board
001-038-XXX System Extension failure	<ol style="list-style-type: none"> 1. Adapter card 2. System board
001-039-XXX System DMI data structure error	<ol style="list-style-type: none"> 1. Flash the system. See “Flash update procedures” on page 212 2. System board
001-040-XXX System IRQ failure	<ol style="list-style-type: none"> 1. Power-off/on system and re-test 2. System board
001-041-XXX System DMA failure	<ol style="list-style-type: none"> 1. Power-off/on system and re-test 2. System board
001-195-XXX System Test aborted by user	Information only Re-start the test, if necessary
001-196-XXX System test halt, error threshold exceeded	<ol style="list-style-type: none"> 1. Press F3 to review the log file 2. Re-start the test to reset the log file
001-197-XXX System test warning	<ol style="list-style-type: none"> 1. Make sure the component that is called out is connected and/or enabled. See Chapter 6, “Using the Setup Utility,” on page 55 2. Re-run test 3. Replace the component that is called out in warning statement 4. Replace the component under test
001-198-XXX System test aborted	<ol style="list-style-type: none"> 1. If a component is called out, make sure it is connected and/or enabled. See Chapter 6, “Using the Setup Utility,” on page 55 2. Flash the system and retest. See “Flash update procedures” on page 212 3. Go to “Undetermined problems” on page 90

Diagnostic Error Code	FRU/Action
001-199-XXX System test failed, cause unknown	<ol style="list-style-type: none"> 1. Go to “Undetermined problems” on page 90 2. Flash the system and re-test 3. Replace component under function test
001-250-XXX System ECC error	System board
001-254-XXX 001-255-XXX 001-256-XXX 001-257-XXX System DMA error	System board
001-260-XXX 001-264-XXX System IRQ error	System board
001-268-XXX System IRQ1 failure	<ol style="list-style-type: none"> 1. Device on IRQ1 2. System board
001-269-XXX System IRQ2 failure	<ol style="list-style-type: none"> 1. Device on IRQ2 2. System board
001-270-XXX System IRQ3 failure	<ol style="list-style-type: none"> 1. Device on IRQ3 2. System board
001-271-XXX System IRQ4 failure	<ol style="list-style-type: none"> 1. Device on IRQ4 2. System board
001-272-XXX System IRQ5 failure	<ol style="list-style-type: none"> 1. Device on IRQ5 2. System board
001-273-XXX System IRQ6 (diskette drive) failure	<ol style="list-style-type: none"> 1. Diskette Cable 2. Diskette drive 3. System board
001-274-XXX System IRQ7 failure	<ol style="list-style-type: none"> 1. Device on IRQ7 2. System board
001-275-XXX System IRQ8 failure	<ol style="list-style-type: none"> 1. Device on IRQ8 2. System board
001-276-XXX System IRQ9 failure	<ol style="list-style-type: none"> 1. Device on IRQ9 2. System board
001-277-XXX System IRQ10 failure	<ol style="list-style-type: none"> 1. Device on IRQ10 2. System board
001-278-XXX System IRQ11 failure	<ol style="list-style-type: none"> 1. Device on IRQ11 2. System board
001-279-XXX System IRQ12 failure	<ol style="list-style-type: none"> 1. Device on IRQ12 2. System board
001-280-XXX System IRQ13 failure	<ol style="list-style-type: none"> 1. Device on IRQ13 2. System board

Diagnostic Error Code	FRU/Action
001-281-XXX System IRQ14 (hard disk drive) failure	<ol style="list-style-type: none"> 1. Hard disk drive cable 2. Hard disk drive 3. System board
001-282-XXX System IRQ15 failure	<ol style="list-style-type: none"> 1. Device on IRQ15 2. System board
001-286-XXX 001-287-XXX 001-288-XXX System Timer failure	System board
001-292-XXX System CMOS RAM error	<ol style="list-style-type: none"> 1. Run Setup and re-test 2. System board
001-293-XXX System CMOS Battery	<ol style="list-style-type: none"> 1. Battery 2. System board
001-298-XXX System RTC date/time update failure	<ol style="list-style-type: none"> 1. Flash the system. See “Flash update procedures” on page 212 2. System board
001-299-XXX System RTC periodic interrupt failure	System board
001-300-XXX System RTC Alarm failure	System board
001-301-XXX System RTC Century byte error	<ol style="list-style-type: none"> 1. Flash the system. See “Flash update procedures” on page 212 2. System board
005-000-XXX Video Test Passed	No action
005-00X-XXX Video error	<ol style="list-style-type: none"> 1. Video card, if installed 2. System board
005-010-XXX 005-011-XXX 005-012-XXX 005-013-XXX Video Signal failure	<ol style="list-style-type: none"> 1. Video card, if installed 2. System board
005-016-XXX Video Simple Pattern test failure	<ol style="list-style-type: none"> 1. Video Ram 2. Video card, if installed 3. System board
005-024-XXX Video Addressing test failure	<ol style="list-style-type: none"> 1. Video card, if installed 2. System board
005-025-XXX Video Checksum Value error	<ol style="list-style-type: none"> 1. Video card, if installed 2. System board
005-027-XXX Video Configuration/Setup error	<ol style="list-style-type: none"> 1. Run Setup 2. Video drivers update 3. Video card, if installed 4. System board

Diagnostic Error Code	FRU/Action
005-031-XXX Video Device Cable failure	<ol style="list-style-type: none"> 1. Video cable 2. Monitor 3. Video card, if installed 4. System board
005-032-XXX Video Device Controller failure	<ol style="list-style-type: none"> 1. Video card, if installed 2. System board
005-036-XXX Video Register error	<ol style="list-style-type: none"> 1. Video card, if installed 2. System board
005-038-XXX System BIOS extension failure	<ol style="list-style-type: none"> 1. Video card, if installed 2. System board
005-040-XXX Video IRQ failure	<ol style="list-style-type: none"> 1. Video card, if installed 2. System board
005-195-XXX Video Test aborted by user	Information only Re-start the test, if necessary
005-196-XXX Video test halt, error threshold exceeded	<ol style="list-style-type: none"> 1. Press F3 to review the log file 2. Re-start the test to reset the log file
005-197-XXX Video test warning	<ol style="list-style-type: none"> 1. Make sure the component that is called out is connected and/or enabled. See Chapter 6, "Using the Setup Utility," on page 55 2. Re-run test 3. Replace the component called out in warning statement 4. Replace the component under test
005-198-XXX Video test aborted	<ol style="list-style-type: none"> 1. If a component is called out, make sure it is connected and/or enabled. See Chapter 6, "Using the Setup Utility," on page 55 2. Flash the system and re-test. See "Flash update procedures" on page 212 3. Go to "Undetermined problems" on page 90
005-199-XXX Video test failed, cause unknown	<ol style="list-style-type: none"> 1. Go to "Undetermined problems" on page 90 2. Flash the system and re-test. See "Flash update procedures" on page 212 3. Replace component under function test
005-2XX-XXX 005-3XX-XXX Video subsystem error	<ol style="list-style-type: none"> 1. Video card, if installed 2. System board
006-000-XXX Diskette interface Test Passed	No action
006-0XX-XXX Diskette interface error	<ol style="list-style-type: none"> 1. Diskette drive Cable 2. Diskette drive 3. System board

Diagnostic Error Code	FRU/Action
006-195-XXX Diskette interface Test aborted by user	Information only Re-start the test, if necessary
006-196-XXX Diskette interface test halt, error threshold exceeded	<ol style="list-style-type: none"> 1. Press F3 to review the log file 2. Re-start the test to reset the log file
006-197-XXX Diskette interface test warning	<ol style="list-style-type: none"> 1. If a component is called out, make sure it is connected and/or enabled 2. Re-run test 3. Replace the component that is called out in warning statement 4. Replace the component under test
006-198-XXX Diskette interface test aborted	<ol style="list-style-type: none"> 1. If a component is called out, make sure it is connected and/or enabled 2. Flash the system and re-test. See "Flash update procedures" on page 212 3. Go to "Undetermined problems" on page 90
006-199-XXX Diskette interface test failed, cause unknown	<ol style="list-style-type: none"> 1. Go to "Undetermined problems" on page 90 2. Flash the system and re-test 3. Replace component under function test
006-25X-XXX Diskette interface Error	<ol style="list-style-type: none"> 1. Diskette drive cable 2. Diskette drive 3. System board
011-000-XXX Serial port Interface Test Passed	No action
011-001-XXX Serial port Presence	<ol style="list-style-type: none"> 1. Remove external serial device, if present 2. Run setup, enable port 3. System board
011-002-XXX 011-003-XXX Serial port Timeout/Parity error	System board
011-013-XXX 011-014-XXX Serial port Control Signal/Loopback test failure	System board
011-015-XXX Serial port External Loopback failure	<ol style="list-style-type: none"> 1. Wrap plug 2. System board
011-027-XXX Serial port Configuration/Setup error	<ol style="list-style-type: none"> 1. Run Setup, enable port 2. Flash the system. See "Flash update procedures" on page 212 3. System board
011-03X-XXX 011-04X-XXX Serial port failure	System board

Diagnostic Error Code	FRU/Action
011-195-XXX Serial port Test aborted by user	Information only Re-start the test, if necessary
011-196-XXX Serial port test halt, error threshold exceeded	<ol style="list-style-type: none"> 1. Press F3 to review the log file 2. Re-start the test to reset the log file
011-197-XXX Serial port test warning	<ol style="list-style-type: none"> 1. Make sure the component that is called out is connected and/or enabled. See Chapter 6, "Using the Setup Utility," on page 55 2. Re-run test 3. Replace the component that is called out in warning statement 4. Replace the component under test
011-198-XXX Serial port test aborted	<ol style="list-style-type: none"> 1. If a component is called out, make sure it is connected and/or enabled. See Chapter 6, "Using the Setup Utility," on page 55 2. Flash the system and re-test. See "Flash update procedures" on page 212 3. Go to "Undetermined problems" on page 90
011-199-XXX Serial port test failed, cause unknown	<ol style="list-style-type: none"> 1. Go to "Undetermined problems" on page 90 2. Flash the system and re-test. See "Flash update procedures" on page 212 3. Replace component under function test
011-2XX-XXX Serial port signal failure	<ol style="list-style-type: none"> 1. External serial device 2. System board
014-000-XXX Parallel port Interface Test Passed	No action
014-001-XXX Parallel port Presence	<ol style="list-style-type: none"> 1. Remove external parallel device, if present 2. Run setup, enable port 3. System board
014-002-XXX 014-003-XXX Parallel port Timeout/Parity error	System board
014-013-XXX 014-014-XXX Parallel port Control Signal/Loopback test failure	System board
014-015-XXX Parallel port External Loopback failure	<ol style="list-style-type: none"> 1. Wrap plug 2. System board
014-027-XXX Parallel port Configuration/Setup error	<ol style="list-style-type: none"> 1. Run Setup, enable port 2. Flash the system. See "Flash update procedures" on page 212 3. System board

Diagnostic Error Code	FRU/Action
014-03X-XXX 014-04X-XXX Parallel port failure	System board
014-195-XXX Parallel port Test aborted by user	Information only Re-start the test, if necessary
014-196-XXX Parallel port test halt, error threshold exceeded	1. Press F3 to review the log file 2. Re-start the test to reset the log file
014-197-XXX Parallel port test warning	1. Make sure the component that is called out is connected and/or enabled. See Chapter 6, "Using the Setup Utility," on page 55 2. Re-run test 3. Replace the component that is called out in warning statement 4. Replace the component under test
014-198-XXX Parallel port test aborted	1. If a component is called out, make sure it is connected and/or enabled 2. Flash the system and re-test. See "Flash update procedures" on page 212 3. Go to "Undetermined problems" on page 90
014-199-XXX Parallel port test failed, cause unknown	1. Go to "Undetermined problems" on page 90 2. Flash the system and re-test. See "Flash update procedures" on page 212 3. Replace component under function test
014-2XX-XXX 014-3XX-XXX Parallel port failure	1. External parallel device 2. System board
015-000-XXX USB port Interface Test Passed	No action
015-001-XXX USB port Presence	1. Remove USB device(s) and re-test 2. System board
015-002-XXX USB port Timeout	1. Remove USB device(s) and re-test 2. System board
015-015-XXX USB port External Loopback failure	1. Remove USB device(s) and re-test 2. System board
015-027-XXX USB port Configuration/Setup error	1. Flash the system. See "Flash update procedures" on page 212 2. System board
015-032-XXX USB port Device Controller failure	System board

Diagnostic Error Code	FRU/Action
015-034-XXX USB port buffer allocation failure	<ol style="list-style-type: none"> 1. Reboot the system 2. Flash the system and re-test. See "Flash update procedures" on page 212 3. Run memory test 4. System board
015-035-XXX USB port Reset condition detected	<ol style="list-style-type: none"> 1. Remove USB device(s) and re-test 2. System board
015-036-XXX USB port Register error	System board
015-040-XXX USB port IRQ failure	<ol style="list-style-type: none"> 1. Run setup and check for conflicts 2. Flash the system. See "Flash update procedures" on page 212 3. System board
015-195-XXX USB port Test aborted by user	Information only Re-start the test, if necessary
015-196-XXX USB port test halt, error threshold exceeded	<ol style="list-style-type: none"> 1. Press F3 to review the log file 2. Re-start the test to reset the log file
015-197-XXX USB port test warning	<ol style="list-style-type: none"> 1. Make sure the component that is called out is connected and/or enabled. See Chapter 6, "Using the Setup Utility," on page 55 2. Re-run test 3. Replace the component that is called out in warning statement 4. Replace the component under test
015-198-XXX USB port test aborted	<ol style="list-style-type: none"> 1. If a component is called out, make sure it is connected and/or enabled. See Chapter 6, "Using the Setup Utility," on page 55 2. Flash the system and re-test. See "Flash update procedures" on page 212 3. Go to "Undetermined problems" on page 90
015-199-XXX USB port test failed, cause unknown	<ol style="list-style-type: none"> 1. Go to "Undetermined problems" on page 90 2. Flash the system and re-test. See "Flash update procedures" on page 212 3. Replace component under function test
018-000-XXX PCI Card Test Passed	No action
018-0XX-XXX PCI Card Failure	<ol style="list-style-type: none"> 1. Riser card, if installed 2. System board
018-195-XXX PCI Card Test aborted by user	<ol style="list-style-type: none"> 1. PCI card 2. Information only Re-start the test, if necessary

Diagnostic Error Code	FRU/Action
018-196-XXX PCI Card test halt, error threshold exceeded	<ol style="list-style-type: none"> 1. Press F3 to review the log file 2. Re-start the test to reset the log file
018-197-XXX PCI Card test warning	<ol style="list-style-type: none"> 1. Make sure the component that is called out is connected and/or enabled. See Chapter 6, "Using the Setup Utility," on page 55 2. Re-run test 3. Replace the component that is called out in warning statement 4. Replace the component under test
018-198-XXX PCI Card test aborted	<ol style="list-style-type: none"> 1. If a component is called out, make sure it is connected and/or enabled. See Chapter 6, "Using the Setup Utility," on page 55 2. Flash the system and re-test. See "Flash update procedures" on page 212 3. Go to "Undetermined problems" on page 90
018-199-XXX PCI Card test failed, cause unknown	<ol style="list-style-type: none"> 1. Go to "Undetermined problems" on page 90 2. Flash the system and re-test. See "Flash update procedures" on page 212 3. Replace component under function test
018-250-XXX PCI Card Services error	<ol style="list-style-type: none"> 1. PCI card 2. Riser card, if installed 3. System board
020-000-XXX PCI Interface Test Passed	No action
020-0XX-XXX PCI Interface error	<ol style="list-style-type: none"> 1. PCI card 2. Riser card, if installed 3. System board
020-195-XXX PCI Test aborted by user	Information only Re-start the test, if necessary
020-196-XXX PCI test halt, error threshold exceeded	<ol style="list-style-type: none"> 1. Press F3 to review the log file 2. Re-start the test to reset the log file
020-197-XXX PCI test warning	<ol style="list-style-type: none"> 1. Make sure the component that is called out is connected and/or enabled. See Chapter 6, "Using the Setup Utility," on page 55 2. Re-run test 3. Replace the component that is called out in warning statement 4. Replace the component under test

Diagnostic Error Code	FRU/Action
020-198-XXX PCI test aborted	<ol style="list-style-type: none"> 1. If a component is called out, make sure it is connected and/or enabled. See Chapter 6, “Using the Setup Utility,” on page 55 2. Flash the system and re-test. See “Flash update procedures” on page 212 3. Go to “Undetermined problems” on page 90
020-199-XXX PCI test failed, cause unknown	<ol style="list-style-type: none"> 1. Go to “Undetermined problems” on page 90 2. Flash the system and re-test. See “Flash update procedures” on page 212 3. Replace component under function test
020-262-XXX PCI system error	<ol style="list-style-type: none"> 1. PCI card 2. Riser card, if installed 3. System board
025-000-XXX IDE interface Test Passed	No action
025-00X-XXX 025-01X-XXX IDE interface failure	<ol style="list-style-type: none"> 1. IDE signal cable 2. Check power supply voltages 3. Reseat IDE signal cable 4. IDE device 5. System board
025-027-XXX IDE interface Configuration/Setup error	<ol style="list-style-type: none"> 1. IDE signal cable 2. Flash the system. See “Flash update procedures” on page 212 3. Reseat IDE signal cable 4. IDE device 5. System board
025-02X-XXX 025-03X-XXX 025-04X-XXX IDE Interface failure	<ol style="list-style-type: none"> 1. IDE signal cable 2. Check power supply 3. Reseat IDE signal cable 4. IDE device 5. System board
025-195-XXX IDE interface Test aborted by user	Information only Re-start the test, if necessary
025-196-XXX IDE interface test halt, error threshold exceeded	<ol style="list-style-type: none"> 1. Press F3 to review the log file 2. Re-start the test to reset the log file
025-197-XXX IDE interface test warning	<ol style="list-style-type: none"> 1. Make sure the component that is called out is connected and/or enabled. See Chapter 6, “Using the Setup Utility,” on page 55 2. Re-run test 3. Replace the component that is called out in warning statement 4. Replace the component under test

Diagnostic Error Code	FRU/Action
025-198-XXX IDE interface test aborted	<ol style="list-style-type: none"> 1. If a component is called out, make sure it is connected and/or enabled. See Chapter 6, "Using the Setup Utility," on page 55 2. Flash the system and re-test. See "Flash update procedures" on page 212 3. Go to "Undetermined problems" on page 90
025-199-XXX IDE interface test failed, cause unknown	<ol style="list-style-type: none"> 1. Go to "Undetermined problems" on page 90 2. Flash the system and re-test. See "Flash update procedures" on page 212 3. Replace component under function test
030-000-XXX SCSI interface Test Passed	No action
030-00X-XXX 030-01X-XXX SCSI interface failure	<ol style="list-style-type: none"> 1. SCSI signal cable 2. Check power supply 3. SCSI device 4. SCSI adapter card, if installed 5. System board
030-027-XXX SCSI interface Configuration/Setup error	<ol style="list-style-type: none"> 1. SCSI signal cable 2. Flash the system. See "Flash update procedures" on page 212 3. SCSI device 4. SCSI adapter card, if installed 5. System board
030-03X-XXX 030-04X-XXX SCSI interface error	<ol style="list-style-type: none"> 1. SCSI signal cable 2. Check power supply 3. SCSI device 4. SCSI adapter card, if installed 5. System board
030-195-XXX SCSI interface Test aborted by user	Information only Re-start the test, if necessary
030-196-XXX SCSI interface test halt, error threshold exceeded	<ol style="list-style-type: none"> 1. Press F3 to review the log file 2. Re-start the test to reset the log file
030-197-XXX SCSI interface test warning	<ol style="list-style-type: none"> 1. Make sure the component that is called out is connected and/or enabled. See Chapter 6, "Using the Setup Utility," on page 55 2. Re-run test 3. Replace the component that is called out in warning statement 4. Replace the component under test

Diagnostic Error Code	FRU/Action
030-198-XXX SCSI interface test aborted	<ol style="list-style-type: none"> 1. If a component is called out, make sure it is connected and/or enabled. See Chapter 6, "Using the Setup Utility," on page 55 2. Flash the system and re-test. See "Flash update procedures" on page 212 3. Go to "Undetermined problems" on page 90
030-199-XXX SCSI interface test failed, cause unknown	<ol style="list-style-type: none"> 1. Go to "Undetermined problems" on page 90 2. Flash the system and re-test. See "Flash update procedures" on page 212 3. Replace component under function test
035-000-XXX RAID interface Test Passed	No action
035-0XX-XXX RAID interface Failure	<ol style="list-style-type: none"> 1. RAID signal cable 2. RAID device 3. RAID adapter card, if installed 4. System board
035-195-XXX RAID interface Test aborted by user	Information only Re-start the test, if necessary
035-196-XXX RAID interface test halt, error threshold exceeded	<ol style="list-style-type: none"> 1. Press F3 to review the log file 2. Re-start the test to reset the log file
035-197-XXX RAID interface test warning	<ol style="list-style-type: none"> 1. Make sure the component that is called out is connected and/or enabled. See Chapter 6, "Using the Setup Utility," on page 55 2. Re-run test 3. Replace the component that is called out in warning statement 4. Replace the component under test
035-198-XXX RAID interface test aborted	<ol style="list-style-type: none"> 1. If a component is called out, make sure it is connected and/or enabled. See Chapter 6, "Using the Setup Utility," on page 55 2. Flash the system and re-test. See "Flash update procedures" on page 212 3. Go to "Undetermined problems" on page 90
035-199-XXX RAID interface test failed, cause unknown	<ol style="list-style-type: none"> 1. See "Undetermined problems" on page 90 2. Flash the system and re-test. See "Flash update procedures" on page 212 3. Replace component under function test
071-000-XXX Audio port Interface Test Passed	No action

Diagnostic Error Code	FRU/Action
071-00X-XXX 071-01X-XXX 071-02X-XXX Audio port error	<ol style="list-style-type: none"> 1. Run Setup 2. Flash the system. See “Flash update procedures” on page 212 3. System board
071-03X-XXX Audio port failure	<ol style="list-style-type: none"> 1. Speakers 2. Microphone 3. Audio card, if installed 4. System board
071-04X-XXX Audio port failure	<ol style="list-style-type: none"> 1. Run Setup 2. Audio card, if installed 3. System board
071-195-XXX Audio port Test aborted by user	Information only Re-start the test, if necessary
071-196-XXX Audio port test halt, error threshold exceeded	<ol style="list-style-type: none"> 1. Press F3 to review the log file 2. Re-start the test to reset the log file
071-197-XXX Audio port test warning	<ol style="list-style-type: none"> 1. Make sure the component that is called out is connected and/or enabled. See Chapter 6, “Using the Setup Utility,” on page 55 2. Re-run test 3. Replace the component that is called out in warning statement 4. Replace the component under test
071-198-XXX Audio port test aborted	<ol style="list-style-type: none"> 1. If a component is called out, make sure it is connected and/or enabled. See Chapter 6, “Using the Setup Utility,” on page 55 2. Flash the system and re-test. See “Flash update procedures” on page 212 3. Go to “Undetermined problems” on page 90
071-199-XXX Audio port test failed, cause unknown	<ol style="list-style-type: none"> 1. See “Undetermined problems” on page 90 2. Flash the system and re-test. See “Flash update procedures” on page 212 3. Replace component under function test
071-25X-XXX Audio port failure	<ol style="list-style-type: none"> 1. Speakers 2. Audio card, if installed 3. System board
080-000-XXX Game Port interface Test Passed	No action
080-XXX-XXX Game Port interface Error	<ol style="list-style-type: none"> 1. Remove the game port device and re-test the system
080-195-XXX Game Port interface Test aborted by user	Information only Re-start the test, if necessary

Diagnostic Error Code	FRU/Action
080-196-XXX Game Port interface test halt, error threshold exceeded	<ol style="list-style-type: none"> 1. Press F3 to review the log file 2. Re-start the test to reset the log file
080-197-XXX Game Port interface test warning	<ol style="list-style-type: none"> 1. Make sure the component that is called out is connected and/or enabled. See Chapter 6, "Using the Setup Utility," on page 55 2. Re-run test 3. Replace the component that is called out in warning statement 4. Replace the component under test
080-198-XXX Game Port interface test aborted	<ol style="list-style-type: none"> 1. If a component is called out, make sure it is connected and/or enabled. See Chapter 6, "Using the Setup Utility," on page 55 2. Flash the system and re-test. See "Flash update procedures" on page 212 3. Go to "Undetermined problems" on page 90
080-199-XXX Game Port interface test failed, cause unknown	<ol style="list-style-type: none"> 1. See "Undetermined problems" on page 90 2. Flash the system and re-test. See "Flash update procedures" on page 212 3. Replace component under function test
086-000-XXX Mouse Port interface Test Passed	No action
086-001-XXX Mouse Port interface Presence	<ol style="list-style-type: none"> 1. Mouse 2. System board
086-032-XXX Mouse Port interface Device controller failure	<ol style="list-style-type: none"> 1. Mouse 2. System board
086-035-XXX Mouse Port interface Reset	<ol style="list-style-type: none"> 1. Mouse 2. System board
086-040-XXX Mouse Port interface IRQ failure	<ol style="list-style-type: none"> 1. Run Setup 2. Mouse 3. System board
086-195-XXX Mouse Port interface Test aborted by user	Information only Re-start the test, if necessary
086-196-XXX Mouse Port interface test halt, error threshold exceeded	<ol style="list-style-type: none"> 1. Press F3 to review the log file 2. Re-start the test to reset the log file

Diagnostic Error Code	FRU/Action
086-197-XXX Mouse Port interface test warning	<ol style="list-style-type: none"> 1. Make sure the component that is called out is connected and/or enabled. See Chapter 6, "Using the Setup Utility," on page 55 2. Re-run test 3. Replace the component that is called out in warning statement 4. Replace the component under test
086-198-XXX Mouse Port interface test aborted	<ol style="list-style-type: none"> 1. If a component is called out, make sure it is connected and/or enabled. See Chapter 6, "Using the Setup Utility," on page 55 2. Flash the system and re-test. See "Flash update procedures" on page 212 3. Go to "Undetermined problems" on page 90
086-199-XXX Mouse Port interface test failed, cause unknown	<ol style="list-style-type: none"> 1. See "Undetermined problems" on page 90 2. Flash the system and re-test. See "Flash update procedures" on page 212 3. Replace component under function test
089-000-XXX Microprocessor Test Passed	No action
089-XXX-XXX Microprocessor failure	<ol style="list-style-type: none"> 1. Microprocessor(s) 2. System board
089-195-XXX Microprocessor Test aborted by user	Information only Re-start the test, if necessary
089-196-XXX Microprocessor test halt, error threshold exceeded	<ol style="list-style-type: none"> 1. Press F3 to review the log file 2. Re-start the test to reset the log file
089-197-XXX Microprocessor test warning	<ol style="list-style-type: none"> 1. Make sure the component that is called out is connected and/or enabled. See Chapter 6, "Using the Setup Utility," on page 55 2. Re-run test 3. Replace the component that is called out in warning statement 4. Replace the component under test
089-198-XXX Microprocessor test aborted	<ol style="list-style-type: none"> 1. Flash the system. See "Flash update procedures" on page 212 2. Go to "Undetermined problems" on page 90
089-199-XXX Microprocessor test failed, cause unknown	<ol style="list-style-type: none"> 1. See "Undetermined problems" on page 90 2. Flash the system and re-test. See "Flash update procedures" on page 212 3. Replace component under function test
170-000-XXX Voltage Sensor(s) Test Passed	No action

Diagnostic Error Code	FRU/Action
170-0XX-XXX Voltage Sensor(s) failure	<ol style="list-style-type: none"> 1. Flash system 2. System board
170-195-XXX Voltage Sensor(s) Test aborted by user	Information only Re-start the test, if necessary
170-196-XXX Voltage Sensor(s) test halt, error threshold exceeded	<ol style="list-style-type: none"> 1. Press F3 to review the log file 2. Re-start the test to reset the log file
170-197-XXX Voltage Sensor(s) test warning	<ol style="list-style-type: none"> 1. Make sure the component that is called out is connected and/or enabled. See Chapter 6, "Using the Setup Utility," on page 55 2. Re-run test 3. Replace the component that is called out in warning statement 4. Replace the component under test
170-198-XXX Voltage Sensor(s) test aborted	<ol style="list-style-type: none"> 1. If a component is called out, make sure it is connected and/or enabled. See Chapter 6, "Using the Setup Utility," on page 55 2. Flash the system and re-test. See "Flash update procedures" on page 212 3. Go to "Undetermined problems" on page 90
170-199-XXX Voltage Sensor(s) test failed, cause unknown	<ol style="list-style-type: none"> 1. See "Undetermined problems" on page 90 2. Flash the system and re-test. See "Flash update procedures" on page 212 3. Replace component under function test
170-250-XXX 170-251-XXX Voltage Sensor(s) Voltage limit error	<ol style="list-style-type: none"> 1. Power supply 2. System board
170-254-XXX Voltage Sensor(s) Voltage Regulator Module error	<ol style="list-style-type: none"> 1. Voltage Regulator Module (VRM) 2. Microprocessor 3. System board
175-000-XXX Thermal Sensor(s) Test Passed	No action
175-0XX-XXX Thermal Sensor(s) failure	<ol style="list-style-type: none"> 1. Flash system 2. System board
175-195-XXX Thermal Sensor(s) Test aborted by user	Information only Re-start the test, if necessary
175-196-XXX Thermal Sensor(s) test halt, error threshold exceeded	<ol style="list-style-type: none"> 1. Press F3 to review the log file 2. Re-start the test to reset the log file

Diagnostic Error Code	FRU/Action
175-197-XXX Thermal Sensor(s) test warning	<ol style="list-style-type: none"> 1. Make sure the component that is called out is connected and/or enabled. See Chapter 6, "Using the Setup Utility," on page 55 2. Re-run test 3. Replace the component that is called out in warning statement 4. Replace the component under test
175-198-XXX Thermal Sensor(s) test aborted	<ol style="list-style-type: none"> 1. If a component is called out, make sure it is connected and/or enabled 2. Flash the system and re-test. See "Flash update procedures" on page 212 3. Go to "Undetermined problems" on page 90
175-199-XXX Thermal Sensor(s) test failed, cause unknown	<ol style="list-style-type: none"> 1. See "Undetermined problems" on page 90 2. Flash the system and re-test. See "Flash update procedures" on page 212 3. Replace component under function test
175-250-XXX 175-251-XXX Thermal Sensor(s) limit error	<ol style="list-style-type: none"> 1. Check fans 2. Check Power supply voltages 3. Microprocessor 4. System board
185-000-XXX Asset Security Test Passed	No action
185-XXX-XXX Asset Security failure	<ol style="list-style-type: none"> 1. Flash system 2. System board
185-278-XXX Asset Security Chassis Intrusion	<ol style="list-style-type: none"> 1. Assure Asset Security Enabled 2. C2 Cover Switch 3. System board
201-000-XXX System Memory Test Passed	No action
201-XXX-XXX System Memory error	<ol style="list-style-type: none"> 1. Replace the memory module called out by the test 2. System board
202-000-XXX System Cache Test Passed	No action
202-XXX-XXX System Cache error	<ol style="list-style-type: none"> 1. Cache, if removable 2. System board 3. Microprocessor
206-000-XXX Diskette Drive Test Passed	No action
206-XXX-XXX Diskette Drive error	<ol style="list-style-type: none"> 1. Diskette Drive Cable 2. Check power supply voltages 3. Diskette drive 4. System board

Diagnostic Error Code	FRU/Action
215-000-XXX CD-ROM Drive Test Passed	No action
215-XXX-XXX CD-ROM Drive error	<ol style="list-style-type: none"> 1. CD-ROM Drive Cable 2. Check power supply voltages 3. CD-ROM drive 4. System board
217-000-XXX Hard Disk Drive Test Passed	No action
217-25X-XXX 217-26X-XXX Hard Disk Drive (IDE) error	<ol style="list-style-type: none"> 1. Hard Disk Drive Cable 2. Check power supply voltages 3. Reseat the hard disk drive cable 4. Hard Disk drive (IDE) 5. System board
217-28X-XXX 217-29X-XXX Hard Disk Drive (SCSI) error	<ol style="list-style-type: none"> 1. Hard Disk Drive Cable 2. Check power supply voltages 3. Reseat the hard disk drive cable 4. Hard Disk drive (SCSI) 5. SCSI adapter card 6. System board
220-000-XXX Hi-Capacity Cartridge Drive Test Passed	No action
220-XXX-XXX Hi-Capacity Cartridge Drive error	1. Remove the Hi-Capacity Cartridge Drive and re-test the system
301-XXX-XXX Keyboard error	<ol style="list-style-type: none"> 1. Keyboard 2. Check and test mouse 3. System board
301-000-XXX Keyboard Test Passed	No action
302-000-XXX Mouse Test Passed	No action
302-XXX-XXX Mouse error	<ol style="list-style-type: none"> 1. Mouse 2. Check and test Keyboard 3. System board
303-000-XXX Joystick Test Passed	No action
303-XXX-XXX Joystick error	Remove the Joystick and re-test the system
305-000-XXX Monitor DDC Test Passed	No action
305-250-XXX Monitor DDC self test failure	<ol style="list-style-type: none"> 1. Run Setup to enable DDC 2. Cable 3. Monitor 4. Video card 5. System board

Diagnostic Error Code	FRU/Action
415-000-XXX Modem Test Passed	No action
415-XXX-XXX Modem error	Remove the Modem and re-test the system

Beep symptoms

Beep symptoms are short tones or a series of short tones separated by pauses (intervals without sound). See the following examples.

Beeps	Description
1-2-X	<ul style="list-style-type: none">• One beep• A pause (or break)• Two beeps• A pause (or break)• Any number of breaks
4	Four continuous beeps

Use the following table to diagnose beep symptoms.

Beep Symptom	FRU/Action
1-1-3 CMOS read-write error	1. Run Setup 2. System Board
1-2-2-3 ROM BIOS check error	System board
1-2-1 Programmable Interval Timer failed	System board
1-2-2 DMA Initialization failed	System board
1-2-3 DMA page register write/read failed	System board
1-2-4 RAM refresh verification failed	1. Memory module 2. System Board
1-3-3-1 1st 64K RAM test failed	1. Memory module 2. System Board
1-3-2 1st 64K RAM parity test failed	1. Memory module 2. Processor 3. System Board
2-2-3-1 Interrupt vector loading test failed	System board
2-1-1 Secondary DMA register failed	System board
2-1-2 Primary DMA register failed	System board
2-1-3 Primary interrupt mask register failed	System board
2-1-4 Secondary interrupt mask register failed	System board
2-2-1 Interrupt vector loading failed	System board
1-3-1-3 Keyboard controller failed	1. System Board 2. Keyboard
2-2-3 CMOS power failure and checksum checks failed	1. Battery 2. System Board

Beep Symptom	FRU/Action
2-2-4 CMOS configuration info validation failed	1. Battery 2. System Board
2-3-1 Screen initialization failed	1. Jumper on J28 2. System Board
2-3-2 Screen memory failed	System board
2-3-3 Screen retrace failed	System board
1-2 Search for video ROM failed	System board
All other beep code sequences	System board
Continuous beep	System Board
Repeating short beeps	1. Keyboard stuck key 2. Keyboard Cable 3. System Board

No-beep symptoms

Symptom/Error	FRU/Action
No beep during POST but computer works correctly.	System board
No beep during POST.	<ol style="list-style-type: none">1. See “Undetermined problems” on page 90.2. System Board3. Memory Module4. Any Adapter or Device5. Riser Card6. Power Cord7. Power Supply

POST error codes

Each time you power-on the system, it performs a series of tests that check the operation of the system and some options. This series of tests is called the *Power-On Self-Test*, or *POST*. POST does the following operations.

- Checks some basic system-board operations
- Checks the memory operation
- Starts the video operation
- Verifies that the diskette drive is working
- Verifies that the hard disk drive is working

If the POST finishes without detecting any problems, a single beep sounds and the first screen of the operating system or application program appears.

If the POST detects a problem, an error message appears on the screen. A single problem can cause several error messages to appear. When you correct the cause of the first error message, the other error messages probably will not appear on the screen the next time you turn on the system.

In the following index, X can represent any number.

POST Error Code	FRU/Action
162 Configuration error	Select the default settings in BIOS. See Chapter 6, "Using the Setup Utility," on page 55.
164 Memory Size Error	<ol style="list-style-type: none">1. Run the Extended Memory Diagnostic tests2. Replace memory modules
166 Boot Block Check Sum Error	<ol style="list-style-type: none">1. Perform a flash update to update the BIOS level2. System board
167 No Processor BIOS update found	<ol style="list-style-type: none">1. Run Setup. Check Stepping level for the BIOS level needed, then perform the flash update.2. Replace the microprocessor
175 Primary Copy of Secure Data is damaged	<ol style="list-style-type: none">1. Run Setup and select default settings2. System board
176 The System has been tampered with	<ol style="list-style-type: none">1. Covers were removed from the computer
179 Boot Integrity Services Segment Error	<ol style="list-style-type: none">1. Perform a flash update to update the BIOS level2. System board
184 Asset Control Antenna not detected	<ol style="list-style-type: none">1. Make sure Asset Care and Asset ID™ are enabled in Configuration/Setup2. RFID Antenna3. Replace system board
186 Security Hardware Control Logic Error	If problem persists, replace the system board
190 System Security: Invalid Remote Change Requested	If problem persists, replace the system board

POST Error Code	FRU/Action
191 System Security: Embedded Security hardware Reset	If problem persists, replace the system board
192 System Security: Embedded Security hardware tamper detected	If problem persists, replace the system board
193 System Security: Embedded Security hardware Removed	If problem persists, replace the system board
194 System Security: Asset ID Antenna has been Removed	If problem persists, replace the system board
195 System Security: Asset ID Antenna has been installed	If problem persists, replace the system board
196 System Tampered Cleared	If problem persists, replace the system board
201 Memory error	<ol style="list-style-type: none"> 1. Run Enhanced Diagnostics Memory Test 2. Memory module 3. System board
210 Keyboard stuck key error	<ol style="list-style-type: none"> 1. Check for stuck keys 2. Replace the keyboard
211 Keyboard error	<ol style="list-style-type: none"> 1. Make sure keyboard is connected correctly 2. Check for stuck keys 3. Replace the keyboard
212 Keyboard controller error	<ol style="list-style-type: none"> 1. Replace the keyboard 2. If problem persists, replace the system board
250 Battery is dead	<ol style="list-style-type: none"> 1. Replace the battery and run Setup 2. If problem persists, replace the system board
270 Real time clock error	<ol style="list-style-type: none"> 1. Run Setup and set date and time 2. If problem persists, replace the system board
271 Date and time out of range	<ol style="list-style-type: none"> 1. Run Setup and set date and time 2. If problem persists, replace the system board
662 Configuration Change has occurred	Diskette drive configuration error or wrong diskette drive type; run Setup.
1762 Configuration Change has occurred	<ol style="list-style-type: none"> 1. Run Setup and verify hard disk drive settings. 2. Run hard disk drive diagnostics. 3. Replace hard disk drive
1800 PCI/PnP Error! No Hardware Interrupt Available	<ol style="list-style-type: none"> 1. Run Setup and verify PCI/ISA configuration settings. 2. Run diagnostics. 3. Replace PCI Adapter

POST Error Code	FRU/Action
1801 PCI/PnP Error! No Space Available to Shadow ROM	<ol style="list-style-type: none"> 1. Run Setup and verify PCI/ISA configuration settings. 2. Run diagnostics. 3. Replace PCI Adapter
1802 PCI/PnP Error! Not Enough I/O Space Available	<ol style="list-style-type: none"> 1. Run Setup and verify PCI/ISA configuration settings. 2. Run diagnostics. 3. Replace PCI Adapter
1803 PCI/PnP Error! Not Enough Memory Space Available	<ol style="list-style-type: none"> 1. Run Setup and verify PCI/ISA configuration settings. 2. Run diagnostics. 3. Replace PCI Adapter
1804 PCI/PnP Error! Not Enough Real Memory Space Available	<ol style="list-style-type: none"> 1. Run Setup and verify PCI/ISA configuration settings. 2. Run diagnostics. 3. Replace PCI Adapter
1805 PCI/PnP Error! Adapter ROM Checksum Error	<ol style="list-style-type: none"> 1. Run Setup and verify PCI/ISA configuration settings. 2. Run diagnostics. 3. Replace PCI Adapter
1962 No operating system found	Press F1 to repeat boot sequence.
5962 An IDE device (other than hard drive) configuration error	<ol style="list-style-type: none"> 1. Run Setup. 2. CD-ROM Drive 3. CD-ROM Adapter 4. Zip or other ATAPI device 5. Replace system Board 6. Replace riser card if applicable
8603, 8604 Pointing Device Error	<ol style="list-style-type: none"> 1. Replace pointing device (mouse) 2. if problem persists, replace the system board

Miscellaneous error messages

Message/Symptom	FRU/Action
CMOS Backup Battery inaccurate	<ol style="list-style-type: none"> 1. CMOS Backup Battery (see Chapter 2, "Safety information," on page 5) 2. System Board
Changing colors	Display/Monitor
Computer will <i>not</i> power-off. See "Power Supply Errors" on page 59.	<ol style="list-style-type: none"> 1. Power Switch 2. System Board 3. Riser card
Computer will <i>not</i> RPL from server	<ol style="list-style-type: none"> 1. Ensure that network is in startup sequence as first device or first device after diskette 2. Ensure that network adapter is enabled for RPL 3. Network adapter (Advise network administrator of new MAC address)
Computer will <i>not</i> perform a Wake On LAN [®] (if applicable)	<ol style="list-style-type: none"> 1. Check power supply and signal cable connections to network adapter 2. Ensure that the operating system settings are set to enable Wake on LAN[®] 3. Ensure Wake On LAN feature is enabled in Setup/Configuration (see "Starting the Setup Utility program" on page 55) 4. Ensure network administrator is using correct MAC address 5. Ensure no interrupt or I/O address conflicts 6. Network adapter (advise network administrator of new MAC address)
Dead computer. See "Power Supply Errors" on page 59.	<ol style="list-style-type: none"> 1. Power Supply 2. System Board 3. Riser card
Diskette drive in-use light remains on or does not light when drive is active.	<ol style="list-style-type: none"> 1. Diskette Drive 2. System Board 3. Diskette Drive Cable 4. Riser card
Flashing cursor with an otherwise blank display.	<ol style="list-style-type: none"> 1. System Board 2. Primary Hard Disk Drive 3. Hard Disk Drive Cable 4. Riser card
Incorrect memory size during POST	<ol style="list-style-type: none"> 1. Run the Memory tests 2. Memory Module 3. System Board

Message/Symptom	FRU/Action
"Insert a Diskette" icon appears with a known-good diagnostics diskette in the first 3.5-inch diskette drive.	<ol style="list-style-type: none"> 1. System Board 2. Diskette Drive Cable 3. Riser card 4. Network Adapter
Intensity or color varies from left to right of characters and color bars	<ol style="list-style-type: none"> 1. Display 2. System Board
No power or fan not running	1. See "Power Supply Errors" on page 59.
Non-system disk or disk error-type message with a known-good diagnostic diskette.	<ol style="list-style-type: none"> 1. Diskette Drive 2. System Board 3. Diskette Drive Cable 4. Riser card
Other display symptoms not listed above (including blank or illegible display)	<ol style="list-style-type: none"> 1. Display 2. System Board
Power-on indicator or hard disk drive in-use light not on, but computer works correctly	<ol style="list-style-type: none"> 1. Power Supply 2. System Board 3. LED Cables
Printer problems	1. Printer
Program loads from the hard disk with a known-good diagnostics diskette in the first 3.5-inch diskette drive	<ol style="list-style-type: none"> 1. Run Setup 2. Diskette Drive 3. Diskette Drive Cable 4. System Board 5. Riser card 6. Power Supply
RPL computer cannot access programs from its own hard disk.	<ol style="list-style-type: none"> 1. If network administrator is using LCCM Hybrid RPL, check startup sequence: <ol style="list-style-type: none"> a. First device - network b. Second device - hard disk 2. Hard disk drive
RPL computer does not RPL from server	<ol style="list-style-type: none"> 1. Check startup sequence 2. Check the network adapter LED status
Serial or parallel port device failure (system board port)	<ol style="list-style-type: none"> 1. External Device Self-Test OK? 2. External Device 3. Cable 4. System Board
Serial or parallel port device failure (adapter port)	<ol style="list-style-type: none"> 1. External Device Self-Test OK? 2. External Device 3. Cable 4. Alternate Adapter 5. System Board

Message/Symptom	FRU/Action
Some or all keys on the keyboard do not work	<ol style="list-style-type: none"> 1. Keyboard 2. Keyboard Cable 3. System Board

Undetermined problems

Check the power supply voltages (see “Power Supply Errors” on page 59). If the voltages are correct, return here and continue with the following steps.

1. Power-off the computer.
2. Remove or disconnect the following components (if installed) one at a time.
 - a. External devices (modem, printer, or mouse)
 - b. Any adapters
 - c. Riser card
 - d. Memory modules
 - e. Extended video memory
 - f. External Cache
 - g. External Cache RAM
 - h. Hard disk drive
 - i. Diskette drive
3. Power-on the computer to re-test the system.
4. Repeat steps 1 through 3 until you find the failing device or adapter.

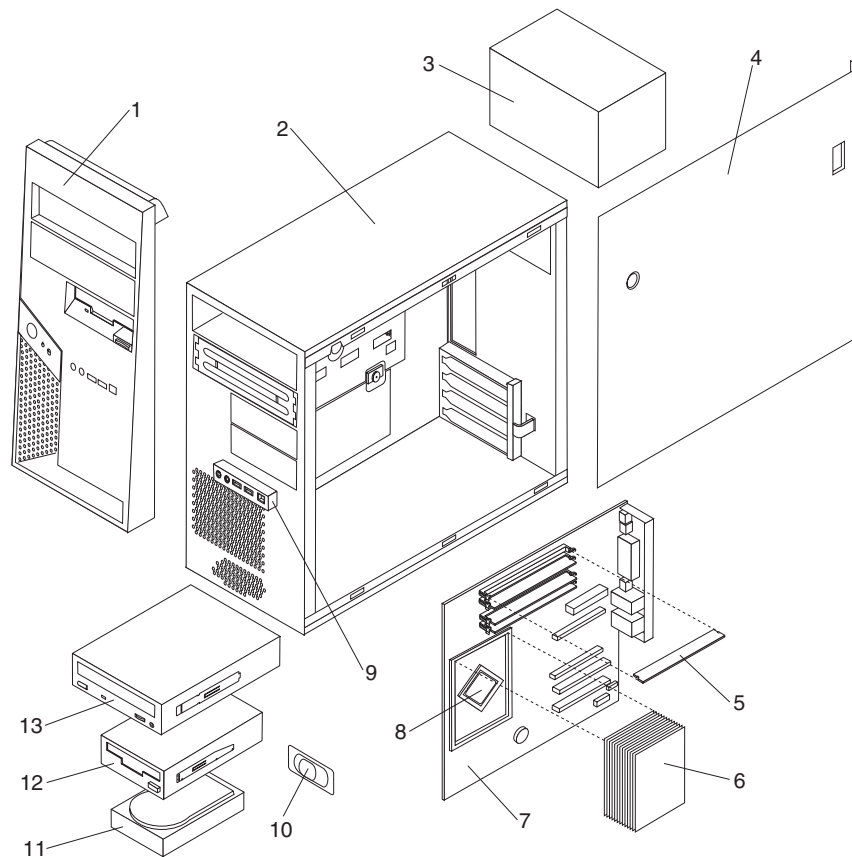
If all devices and adapters have been removed, and the problem continues, replace the system board.

Chapter 8. FRU lists

This section lists the field replaceable unit (FRU) numbers for all machine types.

Note: If the FRU is also a Customer Replaceable Unit (CRU), it is identified by either a single asterisk (*) or two asterisks (**) in the CRU column. An N in the CRU Column indicates that the part is not a CRU. A single asterisk (*) means that the part is a Tier 1 CRU; two asterisks (**) mean that the part is a Tier 2 CRU.

Machine Type 8122



Item #	8122 FRUs	FRU#	CRU
1	Bezel Asm (all models)	41A7807	*
2	Chassis Asm (all models)	41A7808	N
3	Power supply, 310 W, standard (models 1CF 1DU 1DF 1EU 1EF 1FU 1FF 1GU 1GF 1HJ 1JJ 1KJ 1LJ 1VK 1NK 1PK 1QK 3FU 3FF 3GU 3GF 3HU 3HF 3JU 3JF 3KU 3KF 3LK 3MK 3NK 3PK 3QK 3RJ 3SJ 3TJ 3UJ 3VU 3VF 3WA 3WT 4AU 4AF 4BU 4BF 4CU 4CF 4DM 4EM 4FK 4GK 4HK 4JK 53U 53F 54U 54F 55U D1U D1F D2U D2F D3M D4M E1U E1F C8U C9U CAU CBU CCU CDU CEU CFU CGU CHU CJU CTO A1U A1F A2U A2F A3U A3F A4J A5J A6J A7G A8U A8F A9U A9F B1G B2G 11U 11F 12U 12F 13U 13F 14U 14F 15U 15F 16U 16F 17J 18J 19J 1AJ 31U 31F 32U 32F 33U 33F 34U 34F 35U 35F 41U 41F 42U 42F 43U 43F 51U 51F 52U 52F C1U C2U C3U C4U C5U C6U C7U ABK ABJ ACK ACJ ADM AEK B3K B4K 36K 37K 38K 39K 3AK 44M 45M 46K 47K 48K 49K AFJ AGJ AHJ AJJ AKJ 3BJ 3CJ 3DJ 3EJ ALU ALF AMU AMF ANU ANF APJ AQJ ARJ ASK ASJ ATK ATJ AUU AUF AVU AVF AWG AXU AXF AYU AYF G1M G2K G3J G4J G5J G6J G7J G8U G8F B5G B6K B8G B9K BBG 1BU 1BF 1CU)	24R2596	**

Item #	8122 FRUs	FRU#	CRU
3	Power supply, 310 Watt Standard, DMO (models 1CF 1DU 1DF 1EU 1EF 1FU 1FF 1GU 1GF 1VK 1NK 1PK 1QK 3FU 3FF 3GU 3GF 3HU 3HF 3JU 3JF 3KU 3KF 3LK 3MK 3NK 3PK 3QK 3VU 3VF 3WA 3WT 4AU 4AF 4BU 4BF 4CU 4CF 4DM 4EM 4FK 4GK 4HK 4JK 53U 53F 54U 54F 55U D1U D1F D2U D2F D3M D4M E1U E1F C8U C9U CAU CBU CCU CDU CEU CFU CGU CHU CJU 21K 22K 23K 24K CTO A1U A1F A2U A2F A3U A3F A7G A8U A8F A9U A9F B1G B2G 11U 11F 12U 12F 13U 13F 14U 14F 15U 15F 16U 16F 31U 31F 32U 32F 33U 33F 34U 34F 35U 35F 41U 41F 42U 42F 43U 43F 51U 51F 52U 52F C1U C2U C3U C4U C5U C6U C7U ABK ACK ADM AEK B3K B4K 36K 37K 38K 39K 3AK 44M 45M 46K 47K 48K 49K ALU ALF AMU AMF ANU ANF ASK ATK AUU AUF AVU AVF AWG AXU AXF AYU AYF G1M G2K G8U G8F B5G B6K B8G B9K BBG 1BU 1BF 1CU)	41N3449	**
3	Power supply, 310 Watt Japan, DMO (models A4J A5J A6J 17J 18J 19J 1AJ ACJ ABJ AFJ AGJ AHJ AJJ AKJ 3BJ 3CJ 3DJ 3EJ APJ AQJ ARJ ASJ ATJ G3J G4J G5J G6J G7J 1HJ 1JJ 1KJ 1LJ 3RJ 3SJ 3TJ 3UJ)	41N3369	**
3	Power supply, 310 W, robust (models CTO-L CTO-A A3S A3D A3Y 15S 15D 15Y 16S 16D 16Y 34S 34D 34Y 35S 35D 35Y 42S 42D 42Y 43S 43D 43Y 51S 51D 51Y 52S 52D 52Y ABV A8S A8P A8D A8Y 12S 12P 12D 12Y 15P 16P 34P 35P 42P 43P 51P 52P ANS AND ANY AWS AWP AWY AXS AXP AXD AXY G1S G1P G1Y B7S B7P B7D B7Y BAS BAP BAD BAY 1CS 1CP 1CD 1CY 1FS 1FP 1FD 1FY 1GS 1GP 1GD 1GY 1MS 1MP 1MD 1MY 1QS 1QP 1QD 1QY 3JS 3JP 3JD 3JY 3KS 3KP 3KD 3KY 4BS 4BP 4BD 4BY 4CS 4CP 4CD 4CY 53S 53P 53D 53Y 54S 54P 54D 54Y 1TQ)	24R2598	**
3	Power supply, 310 W, robust, DMO (models CTO-L CTO-A A3S A3D A3Y 15S 15D 15Y 16S 16D 16Y 34S 34D 34Y 35S 35D 35Y 42S 42D 42Y 43S 43D 43Y 51S 51D 51Y 52S 52D 52Y ABV A8S A8P A8D A8Y 12S 12P 12D 12Y 15P 16P 34P 35P 42P 43P 51P 52P ANS AND ANY AWS AWP AWY AXS AXP AXD AXY G1S G1P G1Y B7S B7P B7D B7Y BAS BAP BAD BAY 1CS 1CP 1CD 1CY 1FS 1FP 1FD 1FY 1GS 1GP 1GD 1GY 1MS 1MP 1MD 1MY 1QS 1QP 1QD 1QY 3JS 3JP 3JD 3JY 3KS 3KP 3KD 3KY 4BS 4BP 4BD 4BY 4CS 4CP 4CD 4CY 53S 53P 53D 53Y 54S 54P 54D 54Y 1TQ 25B 25H)	41N3366	**
3	Power supply, 230 W, robust (models CTO-A ASV 1RQ 1SB 1SH 1UB 1UH 3WQ)	24R2592	**
3	Power supply, 230 W, robust, DMO (models CTO-A ASV 1RQ 1SB 1SH 1UB 1UH 3WQ)	41N3135	**
4	Cover (all models)	39M0465	*
5	Memory module, 256MB, DDR2 SDRAM, NP (PC 3200) (models CTO A1U A1F A2U A2F A3U A3F A3S A3D A3Y A4J A5J A6J A7G A8U A8F A9U A9F B1G B2G 11U 11F 12U 12F 13U 13F 14U 14F 15U 15F 15S 15D 15Y 16U 16F 16S 16D 16Y 31U 31F 32U 32F 33U 33F 34U 34F 34S 34D 34Y 35U 35F 35S 35D 35Y 41U 41F 42U 42F 42S 42D 42Y 43U 43F 43S 43D 43Y 51U 51F 51S 51D 51Y 52U 52F 52S 52D 52Y ABV ABK ABJ ACK ACJ AEK B3K B4K 36K 37K A8S A8P A8D A8Y 12S 12P 12D 12Y 15P 16P 34P 35P 42P 43P 51P 52P AFJ AGJ AHJ AJJ AKJ)	73P3220	*
5	Memory module, 512MB, DDR2 SDRAM, NP (PC 3200) (models CTO 17J 18J 19J 1AJ ADM 38K 39K 3AK 44M 45M 46K 47K 48K 49K 3BJ 3CJ 3DJ 3EJ)	73P3222	*
5	Memory module, 1GB, DDR2 SDRAM, NP (PC 3200) (models CTO)	73P3224	*
5	Memory module, 256MB, DDR2 SDRAM, NP (PC 4200) (models CTO ALU ALF AMU AMF ANU ANF ANS AND ANY APJ AQJ ARJ ASV ASK ASJ ATK ATJ AUU AUF AVU AVF AWS AWP AWY AWG AXU AXF AXS AXP AXD AXY AYU AYF G2K G3J G4J G5J G6J G7J G8U G8F B5G B6K B7S B7P B7D B7Y B8G B9K BAS BAP BAD BAY BBG 1BU 1BF 1CU 1CF 1CS 1CP 1CD 1CY 1RQ 1SB 1SH 1DU 1DF 1EU 1EF 1FU 1FF 1FS 1FP 1FD 1FY 1GU 1GF 1GS 1GP 1GD 1GY 1TQ 1UB 1UH 1VK 1MS 1MP 1MD 1MY 1NK 1PK 1QS 1QP 1QD 1QY 1QK 3FU 3FF 3GU 3GF 3HU 3HF 3JU 3JF 3JS 3JP 3JD 3JY 3KU 3KF 3KS 3KP 3KD 3KY 3LK 3MK 3VU 3VF 3WA 3WQ 3WT 4AU 4AF 4BU 4BF 4BS 4BP 4BD 4BY 4CU 4CF 4CS 4CP 4CD 4CY 4FK 4GK 4HK 4JK 4DM 4EM 53U 53F 53S 53P 53D 53Y 54U 54F 54S 54P 54D 54Y 55U D1U D1F D2U D2F D3M D4M E1U E1F 25B 25H)	30R5120	*

Item #	8122 FRUs	FRU#	CRU
5	Memory module, 512MB, DDR2 SDRAM, NP (PC 4200) (models CTO G1S G1P G1Y G1M 1HJ 1JJ 1KJ 1LJ 3NK 3PK 3QK 3RJ 3SJ 3TJ 3UJ 4DM 4EM 4FK 4GK 4HK 4JK D3M D4M 21K 22K 23K 24K)	30R5121	*
5	Memory module, 1GB, DDR2 SDRAM, NP (PC 4200) (models CTO)	30R5122	*
6	Heat sink (all models)	89P6729	*
7	System board, 10/100 Enet with no PCIe-16X slot (models CTO A1U A1F A2U A2F A3U A3F A3S A3D A3Y A4J A5J A6J A7G A8U A8F A9U A9F B1G B2G C1U C2U ABV ABK ABJ ACK ACJ ADM AEK B3K B4K 36K 37K 44M 45M A8S A8P A8D A8Y AFJ AGJ AHJ AJJ AKJ ALU ALF AMU AMF ANU ANF ANS AND ANY APJ AQJ ARJ ASV ASK ASJ ATK ATJ AUU AUF AVU AVF AWS AWP AWY AWG AXU AXF AXS AXP AXD AXY AYU AYF G1S G1P G1Y G1M G2K G3J G4J G5J G6J G7J G8U G8F B5G B6K B7S B7P B7D B7Y B8G B9K BAS BAP BAD BAY BBG 1RQ 1SB 1SH 1UB 1UH 1VK 1NK 3LK 3MK 3WA 3WQ 3WT 4DM 4EM D3M D4M C8U C9U 25B 25H)	41T3045	N
7	System board, 10/1000 Enet with PCIe-16X slot (models 1BU 1BF 1CU 1CF 1CS 1CP 1CD 1CY 1DU 1DF 1EU 1EF 1FU 1FF 1FS 1FP 1FD 1FY 1GU 1GF 1GS 1GP 1GD 1GY 1HJ 1JJ 1KJ 1LJ 1TQ 1MS 1MP 1MD 1MY 1PK 1QS 1QP 1QD 1QY 1QK 3FU 3FF 3GU 3GF 3HU 3HF 3JU 3JF 3JS 3JP 3JD 3JY 3KU 3KF 3KS 3KP 3KD 3KY 3NK 3PK 3QK 3SJ 3TJ 3UJ 3VU 3VF 4AU 4AF 4BU 4BF 4BS 4BP 4BD 4BY 4CU 4CF 4CS 4CP 4CD 4CY 4FK 4GK 4HK 4JK 53U 53F 53S 53P 53D 53Y 54U 54F 54S 54P 54D 54Y 55U D1U D1F D2U D2F E1U E1F CAU CBU CCU CDU CEU CFU CGU CHU CJU 21K 22K 23K 24K)	41T3044	N
7	System board, Barbados 915G, 10/1000 Enet with PCIe-16X slot (models 1BU 1BF 1CU 1CF 1CS 1CP 1CD 1CY 1DU 1DF 1EU 1EF 1FU 1FF 1FS 1FP 1FD 1FY 1GU 1GF 1GS 1GP 1GD 1GY 1HJ 1JJ 1KJ 1LJ 1TQ 1MS 1MP 1MD 1MY 1PK 1QS 1QP 1QD 1QY 1QK 3FU 3FF 3GU 3GF 3HU 3HF 3JU 3JF 3JS 3JP 3JD 3JY 3KU 3KF 3KS 3KP 3KD 3KY 3NK 3PK 3QK 3SJ 3TJ 3UJ 3VU 3VF 4AU 4AF 4BU 4BF 4BS 4BP 4BD 4BY 4CU 4CF 4CS 4CP 4CD 4CY 4FK 4GK 4HK 4JK 53U 53F 53S 53P 53D 53Y 54U 54F 54S 54P 54D 54Y 55U D1U D1F D2U D2F E1U E1F CAU CBU CCU CDU CEU CFU CGU CHU CJU 21K 22K 23K 24K)	53Y8355	N
8	Microprocessor, Celeron 2.53GHz, 533 FSB, 256KB L2 (models CTO A1U A1F)	29R7215	**
8	Microprocessor, Celeron 2.53GHz, 533 FSB, 256KB L2 (models CTO ALU ALF)	39J9397	**
8	Microprocessor, Celeron 2.66GHz, 533 FSB, 256KB L2 (models CTO A2U A2F A3U A3F A3S A3D A3Y A4J A5J A6J C1U ABV ABK ABJ ACK ACJ)	29R7217	**
8	Microprocessor, Celeron 2.66GHz, 533 FSB, 256KB L2 (models CTO AMU AMF ANU ANF ANS AND ANY APJ AQJ ARJ ASV ASK ASJ ATK ATJ AUU AUF AVU AVF C8U)	39J9399	**
8	Microprocessor, Celeron 2.80GHz, 533 FSB, 256KB L2 (models CTO A7G A8U A8F A9U A9F C2U ADM AEK A8S A8P A8D A8Y AFJ AGJ AHJ AJJ AKJ)	29R7219	**
8	Microprocessor, Celeron 2.80GHz, 533 FSB, 256KB L2 (models CTO AWS AWP AWY AWG AXU AXF AXS AXP AXD AXY AYU AYF G1S G1P G1Y G1M G2K G3J G4J G5J G6J G7J G8U G8F C9U)	39J9401	**
8	Microprocessor, Celeron 2.93GHz, 533 FSB, 256KB L2 (models CTO B1G B3K)	29R7221	**
8	Microprocessor, Celeron 2.93GHz, 533 FSB, 256KB L2 (models CTO B5G B6K B7S B7P B7D B7Y)	39J9403	**
8	Microprocessor, Celeron 3.06GHz, 533 FSB, 256KB L2 (models CTO B2G B4K)	29R8208	**
8	Microprocessor, Celeron 3.06GHz, 533 FSB, 256KB L2 (models CTO B8G B9K BAS BAP BAD BAY)	39J9405	**
8	Microprocessor, Celeron 3.2GHz, 533 FSB, 256KB L2 (models CTO BBG)	41D0533	**
8	Microprocessor, Pentium 4 2.66GHz, 533 FSB, 1MB L2 (models CTO 11U 11F 12U 12F C3U 12S 12P 12D 12Y)	29R7223	**

Item #	8122 FRUs	FRU#	CRU
8	Microprocessor, Pentium 4 2.66GHz, 533 FSB, 1MB L2 (models CTO 1BU 1BF 1CU 1CF 1CS 1CP 1CD 1CY 1RQ 1SB 1SH CAU)	41D0676	**
8	Microprocessor, Pentium 4 2.93GHz, 533 FSB, 1MB L2 (models CTO 13U 13F 14U 14F 15U 15F 15S 15D 15Y 16U 16F 16S 16D 16Y 17J 18J 19J 1AJ 15P 16P)	29R7225	**
8	Microprocessor, Pentium 4 2.93GHz, 533 FSB, 1MB L2 (models CTO 1DU 1DF 1EU 1EF 1FU 1FF 1FS 1FP 1FD 1FY 1GU 1GF 1GS 1GP 1GD 1GY 1HJ 1JJ 1KJ 1LJ 1TQ 1UB 1UH 1VK CCU)	41D0677	**
8	Microprocessor, Pentium 4 3.06GHz, 533 FSB, 1MB L2 (models CTO 1MS 1MP 1MD 1MY 1NK 1PK 1QS 1QP 1QD 1QY 1QK)	41D0678	**
8	Microprocessor, Pentium 4 2.8GHz, 800 FSB, 1MB L2 (models CTO C4U)	19R0495	**
8	Microprocessor, Pentium 4 2.8GHz, 800 FSB, 1MB L2 (models CTO CCU 21K 22K 23K 24K 25B 25H)	39J9407	**
8	Microprocessor, Pentium 4 3.0GHz, 800 FSB, 1MB L2 (models CTO 31U 31F 32U 32F 33U 33F 34U 34F 34S 34D 34Y 35U 35F 35S 35D 35Y C5U 36K 37K 38K 39K 3AK 34P 35P 3BJ 3CJ 3DJ 3EJ)	19R0496	**
8	Microprocessor, Pentium 4 3.0GHz, 800 FSB, 1MB L2 (models CTO 3FU 3FF 3GU 3GF 3HU 3HF 3JU 3JF 3JS 3JP 3JD 3JY 3KU 3KF 3KS 3KP 3KD 3KY 3NK 3PK 3QK 3SJ 3TJ 3UJ 3VU 3VF 3LK 3MK 3WA 3WQ 3WT CDU)	39J9409	**
8	Microprocessor, Pentium 4 3.2GHz, 800 FSB, 1MB L2 (models CTO 41U 41F 42U 42F 42S 42D 42Y 43U 43F 43S 43D 43Y C6U 44M 45M 46K 47K 48K 49K 42P 43P)	19R0497	**
8	Microprocessor, Pentium 4 3.2GHz, 800 FSB, 1MB L2 (models CTO 4AU 4AF 4BU 4BF 4BS 4BP 4BD 4BY 4CU 4CF 4CS 4CP 4CD 4CY 4FK 4GK 4HK 4JK 4DM 4EM CEU)	39J9411	**
8	Microprocessor, Pentium 4 3.4GHz, 800 FSB, 1MB L2 (models CTO 51U 51F 51S 51D 51Y 52U 52F 52S 52D 52Y C7U 51P 52P)	19R0492	**
8	Microprocessor, Pentium 4 3.4GHz, 800 FSB, 1MB L2 (models CTO 53U 53F 53S 53P 53D 53Y 54U 54F 54S 54P 54D 54Y 55U CFU)	39J9413	**
8	Microprocessor, Pentium 4 3.0GHz, 800 FSB, 2MB L2 (models CTO D1U D1F D2U D2F D3M D4M CGU)	39J6589	**
8	Microprocessor, Pentium 4 3.2GHz, 800 FSB, 2MB L2 (models CTO E1U E1F CHU)	39J6591	**
8	Microprocessor, Pentium 4 3.4GHz, 800 FSB, 2MB L2 (models CTO CJU)	39J6593	**
9	Front panel card Asm (all models)	26K1183	**
10	Speaker Asm, Soldered Terminals (models CTO A7G B1G B2G ADM 44M 45M AWS AWP AWY AWG G1S G1P G1Y G1M B5G B8G BBG 4DM 4EM D1U D1F D2U D2F D3M D4M 21K 22K 23K 24K)	39P5023	*
11	Hard disk drive, 40GB, 7200RPM, Serial ATA (models CTO A1U A1F A2U A2F A4J A5J A6J A7G A8U A8F B1G B2G 11U 11F 13U 13F 19J 31U 31F 32U 32F ABV ABK ABJ ACK ACJ ADM AEK B3K B4K 36K A8S A8P A8D A8Y AFJ AGJ AHJ AJJ AKJ 3DJ ALU ALF AMU AMF APJ AQJ ARJ ASV ASK ASJ ATK ATJ AUU AUF AWS AWP AWY AWG AXU AXF AXS AXP AXD AXY G2K G3J G4J G5J G6J G7J B5G B6K B8G B9K BBG 1BU 1BF 1DU 1DF 1KJ 3FU 3FF 3GU 3GF 3LK 3TJ)	71P7312	**
11	Hard disk drive, 40GB, 7200RPM, Serial ATA (models CTO A1U A1F A2U A2F A4J A5J A6J A7G A8U A8F B1G B2G 11U 11F 13U 13F 19J 31U 31F 32U 32F ABV ABK ABJ ACK ACJ ADM AEK B3K B4K 36K A8S A8P A8D A8Y AFJ AGJ AHJ AJJ AKJ 3DJ ALU ALF AMU AMF APJ AQJ ARJ ASV ASK ASJ ATK ATJ AUU AUF AWS AWP AWY AWG AXU AXF AXS AXP AXD AXY G2K G3J G4J G5J G6J G7J B5G B6K B8G B9K BBG 1BU 1BF 1DU 1DF 1KJ 3FU 3FF 3GU 3GF 3LK 3TJ)	40Y8760	**

Item #	8122 FRUs	FRU#	CRU
11	Hard disk drive, 40GB, 7200RPM, Serial ATA (models CTO A1U A1F A2U A2F A4J A5J A6J A7G A8U A8F B1G B2G 11U 11F 13U 13F 19J 31U 31F 32U 32F ABV ABK ABJ ACK ACJ ADM AEK B3K B4K 36K A8S A8P A8D A8Y AFJ AGJ AHJ AJJ AKJ 3DJ ALU ALF AMU AMF APJ AQJ ARJ ASV ASK ASJ ATK ATJ AUU AUF AWS AWP AWY AWG AXU AXF AXS AXP AXD AXY G2K G3J G4J G5J G6J G7J B5G B6K B8G B9K BBG 1BU 1BF 1DU 1DF 1KJ 3FU 3FF 3GU 3GF 3LK 3TJ)	40Y9033	**
11	Hard disk drive, 80GB, 7200RPM, Serial ATA (models CTO A3U A3F A3S A3D A3Y A9U A9F 12U 12F 14U 14F 15U 15F 15S 15D 15Y 16U 16F 16S 16D 16Y 17J 18J 1AJ 33U 33F 34U 34F 34S 34D 34Y 35U 35F 35S 35D 35Y 41U 41F 42U 42F 42S 42D 42Y 43U 43F 43S 43D 43Y 51U 51F 51S 51D 51Y 52U 52F 52S 52D 52Y 37K 38K 39K 3AK 44M 45M 46K 12S 12P 12D 12Y 15P 16P 34P 35P 42P 43P 51P 52P 3BJ 3CJ 3EJ ANU ANF ANS AND ANY AVU AVF AYU AYF G1S G1P G1Y G1M G8U G8F B7S B7P B7D B7Y BAS BAP BAD BAY 1CU 1CF 1CS 1CP 1CD 1CY 1RQ 1SB 1SH 1EU 1EF 1FU 1FF 1FS 1FP 1FD 1FY 1GU 1GF 1GS 1GP 1GD 1GY 1HJ 1JJ 1LJ 1TQ 1UB 1UH 1VK 1MS 1MP 1MD 1MY 1NK 1PK 1QS 1QP 1QD 1QY 1QK 3HU 3HF 3JU 3JF 3JS 3JP 3JD 3JY 3KU 3KF 3KS 3KP 3KD 3KY 3MK 3NK 3PK 3QK 3RJ 3SJ 3UJ 3VU 3VF 3WA 3WQ 3WT 4AU 4AF 4BU 4BF 4BS 4BP 4BD 4BY 4CU 4CF 4CS 4CP 4CD 4CY 4DM 4EM 4FK 53U 53F 53S 53P 53D 53Y 54U 54F 54S 54P 54D 54Y D1U D1F D3M D4M)	71P7293	**
11	Hard disk drive, 80GB, 7200RPM, Serial ATA (models CTO A3U A3F A3S A3D A3Y A9U A9F 12U 12F 14U 14F 15U 15F 15S 15D 15Y 16U 16F 16S 16D 16Y 17J 18J 1AJ 33U 33F 34U 34F 34S 34D 34Y 35U 35F 35S 35D 35Y 41U 41F 42U 42F 42S 42D 42Y 43U 43F 43S 43D 43Y 51U 51F 51S 51D 51Y 52U 52F 52S 52D 52Y 37K 38K 39K 3AK 44M 45M 46K 12S 12P 12D 12Y 15P 16P 34P 35P 42P 43P 51P 52P 3BJ 3CJ 3EJ ANU ANF ANS AND ANY AVU AVF AYU AYF G1S G1P G1Y G1M G8U G8F B7S B7P B7D B7Y BAS BAP BAD BAY 1CU 1CF 1CS 1CP 1CD 1CY 1RQ 1SB 1SH 1EU 1EF 1FU 1FF 1FS 1FP 1FD 1FY 1GU 1GF 1GS 1GP 1GD 1GY 1HJ 1JJ 1LJ 1TQ 1UB 1UH 1VK 1MS 1MP 1MD 1MY 1NK 1PK 1QS 1QP 1QD 1QY 1QK 3HU 3HF 3JU 3JF 3JS 3JP 3JD 3JY 3KU 3KF 3KS 3KP 3KD 3KY 3MK 3NK 3PK 3QK 3RJ 3SJ 3UJ 3VU 3VF 3WA 3WQ 3WT 4AU 4AF 4BU 4BF 4BS 4BP 4BD 4BY 4CU 4CF 4CS 4CP 4CD 4CY 4DM 4EM 4FK 53U 53F 53S 53P 53D 53Y 54U 54F 54S 54P 54D 54Y D1U D1F D3M D4M 22K 23K 25B 25H)	40Y8761	**
11	Hard disk drive, 80GB, 7200RPM, Serial ATA (models CTO A3U A3F A3S A3D A3Y A9U A9F 12U 12F 14U 14F 15U 15F 15S 15D 15Y 16U 16F 16S 16D 16Y 17J 18J 1AJ 33U 33F 34U 34F 34S 34D 34Y 35U 35F 35S 35D 35Y 41U 41F 42U 42F 42S 42D 42Y 43U 43F 43S 43D 43Y 51U 51F 51S 51D 51Y 52U 52F 52S 52D 52Y 37K 38K 39K 3AK 44M 45M 46K 12S 12P 12D 12Y 15P 16P 34P 35P 42P 43P 51P 52P 3BJ 3CJ 3EJ ANU ANF ANS AND ANY AVU AVF AYU AYF G1S G1P G1Y G1M G8U G8F B7S B7P B7D B7Y BAS BAP BAD BAY 1CU 1CF 1CS 1CP 1CD 1CY 1RQ 1SB 1SH 1EU 1EF 1FU 1FF 1FS 1FP 1FD 1FY 1GU 1GF 1GS 1GP 1GD 1GY 1HJ 1JJ 1LJ 1TQ 1UB 1UH 1VK 1MS 1MP 1MD 1MY 1NK 1PK 1QS 1QP 1QD 1QY 1QK 3HU 3HF 3JU 3JF 3JS 3JP 3JD 3JY 3KU 3KF 3KS 3KP 3KD 3KY 3MK 3NK 3PK 3QK 3RJ 3SJ 3UJ 3VU 3VF 3WA 3WQ 3WT 4AU 4AF 4BU 4BF 4BS 4BP 4BD 4BY 4CU 4CF 4CS 4CP 4CD 4CY 4DM 4EM 4FK 53U 53F 53S 53P 53D 53Y 54U 54F 54S 54P 54D 54Y D1U D1F D3M D4MD4M 22K 23K 25B 25H)	40Y9034	**
11	Hard disk drive, 160GB, 7200RPM, Serial ATA (models CTO 47K 48K 49K 4GK 4HK 4JK 55U D2U D2F E1U E1F)	71P7297	**
11	Hard disk drive, 160GB, 7200RPM, Serial ATA (models CTO 47K 48K 49K 4GK 4HK 4JK 55U D2U D2F E1U E1F 21K 24K)	40Y8762	**

Item #	8122 FRUs	FRU#	CRU
12	Diskette drive, 1.44MB, 2-mode, w/o bezel (models CTO A1U A1F A2U A2F A3U A3F A3S A3D A3Y A4J A5J A6J A7G A8U A8F A9U A9F B1G B2G 11U 11F 12U 12F 13U 13F 14U 14F 15U 15F 15S 15D 15Y 16U 16F 16S 16D 16Y 17J 18J 19J 1AJ 31U 31F 32U 32F 33U 33F 34U 34F 34S 34D 34Y 35U 35F 35S 35D 35Y 41U 41F 42U 42F 42S 42D 42Y 43U 43F 43S 43D 43Y 51U 51F 51S 51D 51Y 52U 52F 52S 52D 52Y ABV ABK ABJ ACK ACJ ADM AEK B3K B4K 36K 37K 38K 39K 3AK 44M 45M 46K 47K 48K 49K A8S A8P A8D A8Y 12S 12P 12D 12Y 15P 16P 34P 35P 42P 43P 51P 52P AFJ AGJ AHJ AJJ AKJ 3BJ 3CJ 3DJ 3EJ)	76H4091	*
12	Diskette drive, 1.44MB, 3-mode, w/o bezel (models CTO A1U A1F A2U A2F A3U A3F A3S A3D A3Y A4J A5J A6J A7G A8U A8F A9U A9F B1G B2G 11U 11F 12U 12F 13U 13F 14U 14F 15U 15F 15S 15D 15Y 16U 16F 16S 16D 16Y 17J 18J 19J 1AJ 31U 31F 32U 32F 33U 33F 34U 34F 34S 34D 34Y 35U 35F 35S 35D 35Y 41U 41F 42U 42F 42S 42D 42Y 43U 43F 43S 43D 43Y 51U 51F 51S 51D 51Y 52U 52F 52S 52D 52Y ABV ABK ABJ ACK ACJ ADM AEK B3K B4K 36K 37K 38K 39K 3AK 44M 45M 46K 47K 48K 49K A8S A8P A8D A8Y 12S 12P 12D 12Y 15P 16P 34P 35P 42P 43P 51P 52P AFJ AGJ AHJ AJJ AKJ 3BJ 3CJ 3DJ 3EJ)	24P3889	*
12	Diskette drive, 3.5" 1.44MB 2 Mode (w/bezel) (models ALU ALF AMU AMF ANU ANF ANS AND ANY APJ AQJ ARJ ASV ASK ASJ ATK ATJ AUU AUF AVU AVF AWS AWP AWY AWG AXU AXF AXS AXP AXD AXY AYU AYF G1S G1P G1Y G1M G2K G3J G4J G5J G6J G7J G8U G8F B5G B6K B7S B7P B7D B7Y B8G B9K BAS BAP BAD BAY BBG 1BU 1BF 1CU 1CF 1CS 1CP 1CD 1CY 1RQ 1SB 1SH 1DU 1DF 1EU 1EF 1FU 1FF 1FS 1FP 1FD 1FY 1GU 1GF 1GS 1GP 1GD 1GY 1HJ 1JJ 1KJ 1LJ 1TQ 1UB 1UH 1VK 1MS 1MP 1MD 1MY 1NK 1PK 1QS 1QP 1QD 1QY 1QK 21K 22K 23K 24K 3FU 3FF 3GU 3GF 3HU 3HF 3JU 3JF 3JS 3JP 3JD 3JY 3KU 3KF 3KS 3KP 3KD 3KY 3NK 3PK 3QK 3SJ 3TJ 3UJ 3VU 3VF 3LK 3MK 3WA 3WQ 3WT 4AU 4AF 4BU 4BF 4BS 4BP 4BD 4BY 4CU 4CF 4CS 4CP 4CD 4CY 4FK 4GK 4HK 4JK 4DM 4EM 53U 53F 53S 53P 53D 53Y 54U 54F 54S 54P 54D 54Y 55U D1U D1F D2U D2F D3M D4M E1U E1F CTO A1U A1F A2U A2F A3U A3F A3S A3D A3Y A4J A5J A6J A7G A8U A8F A9U A9F B1G B2G 11U 11F 12U 12F 13U 13F 14U 14F 15U 15F 15S 15D 15Y 16U 16F 16S 16D 16Y 17J 18J 19J 1AJ 31U 31F 32U 32F 33U 33F 34U 34F 34S 34D 34Y 35U 35F 35S 35D 35Y 41U 41F 42U 42F 42S 42D 42Y 43U 43F 43S 43D 43Y 51U 51F 51S 51D 51Y 52U 52F 52S 52D 52Y ABV ABK ABJ ACK ACJ ADM AEK B3K B4K 36K 37K 38K 39K 3AK 44M 45M 46K 47K 48K 49K A8S A8P A8D A8Y 12S 12P 12D 12Y 15P 16P 34P 35P 42P 43P 51P 52P AFJ AGJ AHJ AJJ AKJ 3BJ 3CJ 3DJ 3EJ)	40Y9113	*
12	Diskette drive, 3.5" 1.44MB 2 Mode (w/bezel) (models ALU ALF AMU AMF ANU ANF ANS AND ANY APJ AQJ ARJ ASV ASK ASJ ATK ATJ AUU AUF AVU AVF AWS AWP AWY AWG AXU AXF AXS AXP AXD AXY AYU AYF G1S G1P G1Y G1M G2K G3J G4J G5J G6J G7J G8U G8F B5G B6K B7S B7P B7D B7Y B8G B9K BAS BAP BAD BAY BBG 1BU 1BF 1CU 1CF 1CS 1CP 1CD 1CY 1RQ 1SB 1SH 1DU 1DF 1EU 1EF 1FU 1FF 1FS 1FP 1FD 1FY 1GU 1GF 1GS 1GP 1GD 1GY 1HJ 1JJ 1KJ 1LJ 1TQ 1UB 1UH 1VK 1MS 1MP 1MD 1MY 1NK 1PK 1QS 1QP 1QD 1QY 1QK 21K 22K 23K 24K 3FU 3FF 3GU 3GF 3HU 3HF 3JU 3JF 3JS 3JP 3JD 3JY 3KU 3KF 3KS 3KP 3KD 3KY 3NK 3PK 3QK 3SJ 3TJ 3UJ 3VU 3VF 3LK 3MK 3WA 3WQ 3WT 4AU 4AF 4BU 4BF 4BS 4BP 4BD 4BY 4CU 4CF 4CS 4CP 4CD 4CY 4FK 4GK 4HK 4JK 4DM 4EM 53U 53F 53S 53P 53D 53Y 54U 54F 54S 54P 54D 54Y 55U D1U D1F D2U D2F D3M D4M E1U E1F CTO A1U A1F A2U A2F A3U A3F A3S A3D A3Y A4J A5J A6J A7G A8U A8F A9U A9F B1G B2G 11U 11F 12U 12F 13U 13F 14U 14F 15U 15F 15S 15D 15Y 16U 16F 16S 16D 16Y 17J 18J 19J 1AJ 31U 31F 32U 32F 33U 33F 34U 34F 34S 34D 34Y 35U 35F 35S 35D 35Y 41U 41F 42U 42F 42S 42D 42Y 43U 43F 43S 43D 43Y 51U 51F 51S 51D 51Y 52U 52F 52S 52D 52Y ABV ABK ABJ ACK ACJ ADM AEK B3K B4K 36K 37K 38K 39K 3AK 44M 45M 46K 47K 48K 49K A8S A8P A8D A8Y 12S 12P 12D 12Y 15P 16P 34P 35P 42P 43P 51P 52P AFJ AGJ AHJ AJJ AKJ 3BJ 3CJ 3DJ 3EJ)	40Y9105	*

Item #	8122 FRUs	FRU#	CRU
12	Diskette drive, 3.5" 1.44MB 2 Mode (w/bezel) (models ALU ALF AMU AMF ANU ANF ANS AND ANY APJ AQJ ARJ ASV ASK ASJ ATK ATJ AUU AUF AVU AVF AWS AWP AWY AWG AXU AXF AXS AXP AXD AXY AYU AYF G1S G1P G1Y G1M G2K G3J G4J G5J G6J G7J G8U G8F B5G B6K B7S B7P B7D B7Y B8G B9K BAS BAP BAD BAY BBG 1BU 1BF 1CU 1CF 1CS 1CP 1CD 1CY 1RQ 1SB 1SH 1DU 1DF 1EU 1EF 1FU 1FF 1FS 1FP 1FD 1FY 1GU 1GF 1GS 1GP 1GD 1GY 1HJ 1JJ 1KJ 1LJ 1TQ 1UB 1UH 1VK 1MS 1MP 1MD 1MY 1NK 1PK 1QS 1QP 1QD 1QY 1QK 21K 22K 23K 24K 3FU 3FF 3GU 3GF 3HU 3HF 3JU 3JF 3JS 3JP 3JD 3JY 3KU 3KF 3KS 3KP 3KD 3KY 3NK 3PK 3QK 3SJ 3TJ 3UJ 3VU 3VF 3LK 3MK 3WA 3WQ 3WT 4AU 4AF 4BU 4BF 4BS 4BP 4BD 4BY 4CU 4CF 4CS 4CP 4CD 4CY 4FK 4GK 4HK 4JK 4DM 4EM 53U 53F 53S 53P 53D 53Y 54U 54F 54S 54P 54D 54Y 55U D1U D1F D2U D2F D3M D4M E1U E1F CTO A1U A1F A2U A2F A3U A3F A3S A3D A3Y A4J A5J A6J A7G A8U A8F A9U A9F B1G B2G 11U 11F 12U 12F 13U 13F 14U 14F 15U 15F 15S 15D 15Y 16U 16F 16S 16D 16Y 17J 18J 19J 1AJ 31U 31F 32U 32F 33U 33F 34U 34F 34S 34D 34Y 35U 35F 35S 35D 35Y 41U 41F 42U 42F 42S 42D 42Y 43U 43F 43S 43D 43Y 51U 51F 51S 51D 51Y 52U 52F 52S 52D 52Y ABV ABK ABJ ACK ACJ ADM AEK B3K B4K 36K 37K 38K 39K 3AK 44M 45M 46K 47K 48K 49K A8S A8P A8D A8Y 12S 12P 12D 12Y 15P 16P 34P 35P 42P 43P 51P 52P AFJ AGJ AHJ AJJ AKJ 3BJ 3CJ 3DJ 3EJ)	40Y9107	*
13	CD-ROM drive 48X (models CTO A1U A1F A2U A2F A5J A7G A8U A8F B1G B2G 11U 11F 13U 13F 19J 31U 31F ACK ACJ AEK 36K 37K A8S A8P A8D A8Y AKJ 3DJ AGJ)	26K5445	*
13	CD-ROM drive 48X (models CTO A1U A1F A2U A2F A5J A7G A8U A8F B1G B2G 11U 11F 13U 13F 19J 31U 31F ACK ACJ AEK 36K 37K A8S A8P A8D A8Y AKJ 3DJ AGJ)	71P7375	*
13	CD-ROM drive 48X (models CTO A1U A1F A2U A2F A5J A7G A8U A8F B1G B2G 11U 11F 13U 13F 19J 31U 31F ACK ACJ AEK 36K 37K A8S A8P A8D A8Y AKJ 3DJ AGJ)	71P7385	*
13	CD-ROM drive 48X (models CTO A1U A1F A2U A2F A5J A7G A8U A8F B1G B2G 11U 11F 13U 13F 19J 31U 31F ACK ACJ AEK 36K 37K A8S A8P A8D A8Y AKJ 3DJ AGJ)	71P7377	*
13	CD-ROM drive 48X (models CTO A1U A1F A2U A2F A5J A7G A8U A8F B1G B2G 11U 11F 13U 13F 19J 31U 31F ACK ACJ AEK 36K 37K A8S A8P A8D A8Y AKJ 3DJ AGJ ALU ALF AMU AMF AQJ ATK ATJ AWS AWP AWY AWG AXU AXF AXS AXP AXD AXY G2K G4J G7J B5G B7S B7P B7D B7Y B8G BAS BAP BAD BAY BBG 1BU 1BF 1RQ 1SB 1SH 1DU 1DF 1KJ 1TQ 1UB 1UH 3FU 3FF 3LK 3MK 3TJ 3WA 3WQ 3WT 23K 25B 25H)	40Y8925	*
13	CD-ROM drive 48X (models CTO A1U A1F A2U A2F A5J A7G A8U A8F B1G B2G 11U 11F 13U 13F 19J 31U 31F ACK ACJ AEK 36K 37K A8S A8P A8D A8Y AKJ 3DJ AGJ ALU ALF AMU AMF AQJ ATK ATJ AWS AWP AWY AWG AXU AXF AXS AXP AXD AXY G2K G4J G7J B5G B7S B7P B7D B7Y B8G BAS BAP BAD BAY BBG 1BU 1BF 1RQ 1SB 1SH 1DU 1DF 1KJ 1TQ 1UB 1UH 3FU 3FF 3LK 3MK 3TJ 3WA 3WQ 3WT 23K 25B 25H)	40Y8929	*
13	CD-ROM drive 48X (models CTO A1U A1F A2U A2F A5J A7G A8U A8F B1G B2G 11U 11F 13U 13F 19J 31U 31F ACK ACJ AEK 36K 37K A8S A8P A8D A8Y AKJ 3DJ AGJ ALU ALF AMU AMF AQJ ATK ATJ AWS AWP AWY AWG AXU AXF AXS AXP AXD AXY G2K G4J G7J B5G B7S B7P B7D B7Y B8G BAS BAP BAD BAY BBG 1BU 1BF 1RQ 1SB 1SH 1DU 1DF 1KJ 1TQ 1UB 1UH 3FU 3FF 3LK 3MK 3TJ 3WA 3WQ 3WT 23K 25B 25H)	40Y8807	*
13	CD-RW drive (48X/32X/48X) (models CTO A3U A3F A3S A3D A3Y A9U A9F 12U 12F 14U 14F 15U 15F 15S 15D 15Y 33U 33F 41U 41F 51U 51F 51S 51D 51Y ADM 44M 32U 32F 12S 12P 12D 12Y 15P 51P)	71P7349	*
13	CD-RW drive (48X/32X/48X) (models CTO A3U A3F A3S A3D A3Y A9U A9F 12U 12F 14U 14F 15U 15F 15S 15D 15Y 33U 33F 41U 41F 51U 51F 51S 51D 51Y ADM 44M 32U 32F 12S 12P 12D 12Y 15P 51P)	26K5401	*

Item #	8122 FRUs	FRU#	CRU
13	CD-RW drive (48X/32X/48X) (models CTO A3U A3F A3S A3D A3Y A9U A9F 12U 12F 14U 14F 15U 15F 15S 15D 15Y 33U 33F 41U 41F 51U 51F 51S 51D 51Y ADM 44M 32U 32F 12S 12P 12D 12Y 15P 51P)	40Y8901	*
13	CD-RW drive (48X/32X/48X) (models CTO A3U A3F A3S A3D A3Y A9U A9F 12U 12F 14U 14F 15U 15F 15S 15D 15Y 33U 33F 41U 41F 51U 51F 51S 51D 51Y ADM 44M 32U 32F 12S 12P 12D 12Y 15P 51P)	71P7349	*
13	CD-RW drive (48X/32X/48X) (models CTO A3U A3F A3S A3D A3Y A9U A9F 12U 12F 14U 14F 15U 15F 15S 15D 15Y 33U 33F 41U 41F 51U 51F 51S 51D 51Y ADM 44M 32U 32F 12S 12P 12D 12Y 15P 51P)	26K5401	*
13	CD-RW drive (48X/32X/48X) (models CTO A3U A3F A3S A3D A3Y A9U A9F 12U 12F 14U 14F 15U 15F 15S 15D 15Y 33U 33F 41U 41F 51U 51F 51S 51D 51Y ADM 44M 32U 32F 12S 12P 12D 12Y 15P 51P ANU ANF ANS AND ANY AUU AUF AVU AVF AYU AYF G1S G1P G1Y G1M 1CU 1CF 1CS 1CP 1CD 1CY 1EU 1EF 1FU 1FF 1FS 1FP 1FD 1FY 3GU 3GF 3HU 3HF 4AU 4AF 4DM 53U 53F 53S 53P 53D 53Y D1U D1F D3M)	40Y8901	*
13	DVD-ROM (16X/48X) - black (models CTO)	71P7357	*
13	DVD-ROM (16X/48X) - black (models CTO)	26K5435	*
13	DVD-ROM (16X/48X) - black (models CTO)	26K5385	*
13	DVD-ROM (16X/48X) - black (models CTO 55U)	40Y8931	*
13	DVD-ROM (16X/48X) - black (models CTO 55U)	40Y8933	*
13	DVD-ROM (16X/48X) - black (models CTO 55U)	40Y8935	*
13	CD-RW/DVD-ROM Combo drive (48X/32X/48X/16X Max) (models CTO A4J 16U 16F 16S 16D 16Y 17J 18J 34U 34F 34S 34D 34Y 42U 42F 42S 42D 42Y ABV ABK ABJ B3K 38K 39K 3AK 46K 47K 48K 49K 16P 34P 42P AFJ AJJ 3BJ 3CJ)	26K5379	*
13	CD-RW/DVD-ROM Combo drive (48X/32X/48X/16X Max) (models CTO A4J 16U 16F 16S 16D 16Y 17J 18J 34U 34F 34S 34D 34Y 42U 42F 42S 42D 42Y ABV ABK ABJ B3K 38K 39K 3AK 46K 47K 48K 49K 16P 34P 42P AFJ AJJ 3BJ 3CJ)	26K5429	*
13	CD-RW/DVD-ROM Combo drive (48X/32X/48X/16X Max) (models CTO A4J 16U 16F 16S 16D 16Y 17J 18J 34U 34F 34S 34D 34Y 42U 42F 42S 42D 42Y ABV ABK ABJ B3K 38K 39K 3AK 46K 47K 48K 49K 16P 34P 42P AFJ AJJ 3BJ 3CJ APJ ASV ASK ASJ G3J G6J G8U G8F B6K 1GU 1GF 1GS 1GP 1GD 1GY 1HJ 1JJ 1VK 1MS 1MP 1MD 1MY 1NK 1PK 1QS 1QP 1QD 1QY 1QK 3JU 3JF 3JS 3JP 3JD 3JY 3NK 3PK 3QK 3RJ 3SJ 3VU 3VF 4BU 4BF 4BS 4BP 4BD 4BY 4FK 4GK 4HK 4JK D2U D2F E1U E1F 21K 22K 24K)	40Y8919	*
13	Multiburner Plus (models CTO A6J 1AJ 35U 35F 35S 35D 35Y 43U 43F 43S 43D 43Y 52U 52F 52S 52D 52Y 45M 35P 43P 52P AHJ 3EJ)	26K5441	*
13	Multiburner Plus (models CTO A6J 1AJ 35U 35F 35S 35D 35Y 43U 43F 43S 43D 43Y 52U 52F 52S 52D 52Y 45M 35P 43P 52P AHJ 3EJ ARJ G5J 1LJ 3KU 3KF 3KS 3KP 3KD 3KY 3UJ 4CU 4CF 4CS 4CP 4CD 4CY 4EM 54U 54F 54S 54P 54D 54Y 55U D4M)	40Y8799	*

The FRUs listed in the following table are not illustrated.

8122 FRUs	FRU#	CRU
Shield, 5.25 EMC (all models)	39M0460	*
Cable, SATA (18-inch RoHs) (all models)	26K1186	*
Hard disk drive mounting bracket (all models)	39M0461	*
Cable, serial (all models)	39K5021	*
EMC shield, diskette drive (all models)	39M0464	*

8122 FRUs	FRU#	CRU
Cable, diskette drive (RoHs) (all models)	26K1184	*
Fan duct Asm (all models)	39M0470	**
Power switch/LED Asm (all models)	39M0471	**
Device retaining clips (all models)	39M0473	*
Shield, system board (all models)	39M0474	N
Miscellaneous hardware kit (all models)	39M0477	**
Cable, 1394 panel mount (all models)	39M0478	**
RM kit (all models)	89P6725	N
Cable, 2-drop IDE (all models)	39M0516	*
Tray, Hard disk drive w/screws (all models)	39M0491	*
Miscellaneous screw kit (all models)	41R2477	**
Battery, 3.0V (all models)	33F8354	*

8122 Keyboard (Preferred Pro, Fullsize, Stealth black)	FRU#	CRU
US English (models CTO A1U A2U A3U A7G A8U A9U B1G B2G 11U 12U 13U 14U 15U 16U 31U 32U 33U 34U 35U 41U 42U 43U 51U 52U ADM 44M 45M ALU AMU ANU AUU AVU AWG AXU AYU G1M G8U B5G B8G BBG 1BU 1CU 1RQ 1SH 1DU 1EU 1FU 1GU 1TQ 1UH 3FU 3GU 3HU 3JU 3KU 3VU 3WA 3WQ 4AU 4BU 4CU 4DM 4EM 53U 54U 55U D1U D2U D3M D4M E1U 25H)	89P8300	*
Arabic (models CTO-G A7G B1G B2G AWG B5G B8G BBG)	89P8301	*
Belgian/French (models CTO-G A7G B1G B2G AWG B5G B8G BBG)	89P8302	*
Belgian/UK (models CTO-G A7G B1G B2G AWG B5G B8G BBG)	89P8303	*
Bulgarian (models CTO-G A7G B1G B2G AWG B5G B8G BBG)	89P8305	*
Chinese/US (models CTO-A ABV ASV 1SB 1UB 25B)	89P8306	*
Czech (models CTO-G A7G B1G B2G AWG B5G B8G BBG)	89P8307	*
Danish (models CTO-G A7G B1G B2G AWG B5G B8G BBG)	89P8308	*
Dutch (models CTO-G A7G B1G B2G AWG B5G B8G BBG)	89P8309	*
French (models CTO-G A7G B1G B2G AWG B5G B8G BBG)	89P8310	*
French Canadian 445 (models CTO-U A1F A2F A3F A8F A9F 11F 12F 13F 14F 15F 16F 31F 32F 33F 34F 35F 41F 42F 43F 51F 52F ALF AMF ANF AUF AVF AXF AYF G8F 1BF 1CF 1DF 1EF 1FF 1GF 3FF 3GF 3HF 3JF 3KF 3VF 4AF 4BF 4CF 53F 54F D1F D2F E1F)	89P8311	*
French Canadian 58 (models CTO-U A1F A2F A3F A8F A9F 11F 12F 13F 14F 15F 16F 31F 32F 33F 34F 35F 41F 42F 43F 51F 52F ALF AMF ANF AUF AVF AXF AYF G8F 1BF 1CF 1DF 1EF 1FF 1GF 3FF 3GF 3HF 3JF 3KF 3VF 4AF 4BF 4CF 53F 54F D1F D2F E1F)	89P8312	*
German (models CTO-G A7G B1G B2G AWG B5G B8G BBG)	89P8313	*
Greek (models CTO-G A7G B1G B2G AWG B5G B8G BBG)	89P8314	*
Hebrew (models CTO-G A7G B1G B2G AWG B5G B8G BBG)	89P8315	*
Hungarian (models CTO-G A7G B1G B2G AWG B5G B8G BBG)	89P8316	*
Iceland (models CTO-G A7G B1G B2G AWG B5G B8G BBG)	89P8317	*
Italian 141 (models CTO-G A7G B1G B2G AWG B5G B8G BBG)	89P8318	*
Italian 142 (models CTO-G A7G B1G B2G AWG B5G B8G BBG)	89P8319	*
Japanese (models A4J A5J A6J 17J 18J 19J 1AJ ABJ ACJ AFJ AGJ AHJ AJJ AKJ 3BJ 3CJ 3DJ 3EJ APJ AQJ ARJ ASJ ATJ G3J G4J G5J G6J G7J 1HJ 1JJ 1KJ 1LJ 3RJ 3SJ 3TJ 3UJ)	89P8320	*

8122 Keyboard (Preferred Pro, Fullsize, Stealth black)	FRU#	CRU
Korean (models ABK ACK AEK B3K B4K 36K 37K 38K 39K 3AK 46K 47K 48K 49K ASK ATK G2K B6K B9K 1VK 1NK 1PK 1QK 3LK 3MK 3NK 3PK 3QK 4FK 4GK 4HK 4JK 21K 22K 23K 24K)	89P8321	*
LA Spanish (models CTO-L A3S A3D A3Y 15S 15D 15Y 16S 16D 16Y 34S 34D 34Y 35S 35D 35Y 42S 42D 42Y 43S 43D 43Y 51S 51D 51Y 52S 52D 52Y A8S A8D A8Y 12S 12D 12Y ANS AND ANY AWS AWY AXS AXD AXY G1S G1Y B7S B7D B7Y BAS BAD BAY 1CS 1CD 1CY 1FS 1FD 1FY 1GS 1GD 1GY 1MS 1MD 1MY 1QS 1QD 1QY 3JS 3JD 3JY 3KS 3KD 3KY 4BS 4BD 4BY 4CS 4CD 4CY 53S 53D 53Y 54S 54D 54Y)	89P8322	*
Norwegian (models CTO-G A7G B1G B2G AWG B5G B8G BBG)	89P8323	*
Polish (models CTO-G A7G B1G B2G AWG B5G B8G BBG)	89P8324	*
Portuguese (models CTO-G A7G B1G B2G AWG B5G B8G BBG)	89P8325	*
Romanian (models CTO-G A7G B1G B2G AWG B5G B8G BBG)	89P8326	*
Russian (models CTO-G A7G B1G B2G AWG B5G B8G BBG)	89P8327	*
Russian/Cyrillic (models CTO-G A7G B1G B2G AWG B5G B8G BBG)	89P8328	*
Serbian/Cyrillic (models CTO-G A7G B1G B2G AWG B5G B8G BBG)	89P8329	*
Slovak (models CTO-G A7G B1G B2G AWG B5G B8G BBG)	89P8330	*
Spanish (models CTO-G A7G B1G B2G AWG B5G B8G BBG)	89P8331	*
Swedish/Finn (models CTO-G A7G B1G B2G AWG B5G B8G BBG)	89P8332	*
Swiss F/G (models CTO-G A7G B1G B2G AWG B5G B8G BBG)	89P8333	*
Thailand (models 3WT)	89P8334	*
Turkish 440 (models CTO-G A7G B1G B2G AWG B5G B8G BBG)	89P8335	*
Turkish 179 (models CTO-G A7G B1G B2G AWG B5G B8G BBG)	89P8336	*
UK English (models CTO-G A7G B1G B2G AWG B5G B8G BBG)	89P8337	*
US Euro (models CTO-G A7G B1G B2G AWG B5G B8G BBG)	89P8338	*
Yugoslav/Latin (models CTO-G A7G B1G B2G AWG B5G B8G BBG)	89P8339	*
Brazil/Portugese (models CTO-L A8P 12P 15P 16P 34P 35P 42P 43P 51P 52P AWP AXP G1P B7P BAP 1CP 1FP 1GP 1MP 1QP 3JP 3KP 4BP 4CP 53P 54P)	89P8304	*

8122 mice	FRU#	CRU
Mouse, PS/2® 2-Button (Black) (models CTO)	24P0383	*
Mouse, PS/2 3-Button (Ball) Wheel (models CTO A4J A5J A6J AFJ AGJ AHJ APJ AQJ ARJ G3J G4J G5J)	24P0491	*
Mouse, Scrollpoint Optical, USB (models CTO)	24P0499	*

8122 mice	FRU#	CRU
Mouse, Optical Wheelmouse, USB (models 3LK 3MK 3WA 3WQ 3WT 4AU 4AF 4BU 4BF 4BS 4BP 4BD 4BY 4CU 4CF 4CS 4CP 4CD 4CY 4FK 4GK 4HK 4JK 4DM 4EM 53U 53F 53S 53P 53D 53Y 54U 54F 54S 54P 54D 54Y 55U D1U D1F D2U D2F D3M D4M E1U E1F ALU ALF AMU AMF ANU ANF ANS AND ANY ASV ASK ASJ ATK ATJ AUU AUF AVU AVF AWS AWP AWY AWG AXU AXF AXS AXP AXD AXY AYU AYF G1S G1P G1Y G1M G2K G6J G7J G8U G8F B5G B6K B7S B7P B7D B7Y B8G B9K BAS BAP BAD BAY BBG 1BU 1BF 1CU 1CF 1CS 1CP 1CD 1CY 1RQ 1SB 1SH 1DU 1DF 1EU 1EF 1FU 1FF 1FS 1FP 1FD 1FY 1GU 1GF 1GS 1GP 1GD 1GY 1HJ 1JJ 1KJ 1LJ 1TQ 1UB 1UH 1VK 1MS 1MP 1MD 1MY 1NK 1PK 1QS 1QP 1QD 1QY 1QK 3FU 3FF 3GU 3GF 3HU 3HF 3JU 3JF 3JS 3JP 3JD 3JY 3KU 3KF 3KS 3KP 3KD 3KY 3LK 3MK 3NK 3PK 3QK 3SJ 3TJ 3UJ 3VU 3VF CTO A1U A1F A2U A2F A3U A3F A3S A3D A3Y A7G A8U A8F A9U A9F B1G B2G 11U 11F 12U 12F 13U 13F 14U 14F 15U 15F 15S 15D 15Y 16U 16F 16S 16D 16Y 17J 18J 19J 1AJ 31U 31F 32U 32F 33U 33F 34U 34F 34S 34D 34Y 35U 35F 35S 35D 35Y 41U 41F 42U 42F 42S 42D 42Y 43U 43F 43S 43D 43Y 51U 51F 51S 51D 51Y 52U 52F 52S 52D 52Y ABV ABK ABJ ACK ACJ ADM AEK B3K B4K 36K 37K 38K 39K 3AK 44M 45M 46K 47K 48K 49K A8S A8P A8D A8Y 12S 12P 12D 12Y 15P 16P 34P 35P 42P 43P 51P 52P AJJ AKJ 3BJ 3CJ 3DJ 3EJ 21K 22K 23K 24K 25B 25H)	89P5089	*

8122 Adapters and miscellaneous FRUs	FRU#	CRU
PCI Modem Card (Soft), ATX V.90 (models 1DU 1DF 1EU 1EF 1FU 1FF 1FS 1FP 1FD 1FY 1GU 1GF 1GS 1GP 1GD 1GY 1MS 1MP 1MD 1MY 3FU 3FF 3GU 3GF 3HU 3HF 3JU 3JF 3JS 3JP 3JD 3JY 3KU 3KF 3KS 3KP 3KD 3KY 3VU 3VF 4AU 4AF 4BU 4BF 4BS 4BP 4BD 4BY 4CU 4CF 4CS 4CP 4CD 4CY 53U 53F 53S 53P 53D 53Y 54U 54F 54S 54P 54D 54Y 55U E1U E1F CTO A1U A1F A2U A2F A3U A3F A3S A3D A3Y A8U A8F A9U A9F 11U 11F 12U 12F 13U 13F 14U 14F 15U 15F 15S 15D 15Y 16U 16F 16S 16D 16Y 31U 31F 32U 32F 33U 33F 34U 34F 34S 34D 34Y 35U 35F 35S 35D 35Y 41U 41F 42U 42F 42S 42D 42Y 43U 43F 43S 43D 43Y 51U 51F 51S 51D 51Y 52U 52F 52S 52D 52Y A8S A8P A8D A8Y 12S 12P 12D 12Y 15P 16P 34P 35P 42P 43P 51P 52P ALU ALF AMU AMF ANU ANF ANS AND ANY AUU AUF AVU AVF AXU AXF AXS AXP AXD AXY AYU AYF G8U G8F B7S B7P B7D B7Y BAS BAP BAD BAY 1BU 1BF 1CU 1CF 1CS 1CP 1CD 1CY)	22P7943	*
64MB PCIe Adapter, Dual VGA (models CTO 1AJ 39K 48K 3EJ)	19R0849	*
128MB PCIe Adapter, Dual VGA, DVI-I, TV out (models CTO 24K)	19R1452	*
PCI-E Daughter Card, DVI-D (models CTO)	19R2374	*
Net Adapter, Intel Pro/1000T PCI (ATX) (models CTO)	22P6509	*
1394 Firewire PCI, LP (ATX) (models CTO)	73P2608	*
Speakers, Jazz Infinity Active T1 (Black) (models B6K B7S B7P B7D B7Y B9K BAS BAP BAD BAY 1BU 1BF 1CU 1CF 1CS 1CP 1CD 1CY 1DU 1DF 1EU 1EF 1FU 1FF 1FS 1FP 1FD 1FY 1GU 1GF 1GS 1GP 1GD 1GY 1VK 1MS 1MP 1MD 1MY 1NK 1PK 1QS 1QP 1QD 1QY 1QK 3FU 3FF 3GU 3GF 3HU 3HF 3JU 3JF 3JS 3JP 3JD 3JY 3KU 3KF 3KS 3KP 3KD 3KY 3LK 3MK 3NK 3PK 3QK 3VU 3VF 4AU 4AF 4BU 4BF 4BS 4BP 4BD 4BY 4CU 4CF 4CS 4CP 4CD 4CY 4FK 4GK 4HK 4JK 53U 53F 53S 53P 53D 53Y 54U 54F 54S 54P 54D 54Y 55U E1U E1F CTO A1U A1F A2U A2F A3U A3F A3S A3D A3Y A8U A8F A9U A9F 11U 11F 12U 12F 13U 13F 14U 14F 15U 15F 15S 15D 15Y 16U 16F 16S 16D 16Y 31U 31F 32U 32F 33U 33F 34U 34F 34S 34D 34Y 35U 35F 35S 35D 35Y 41U 41F 42U 42F 42S 42D 42Y 43U 43F 43S 43D 43Y 51U 51F 51S 51D 51Y 52U 52F 52S 52D 52Y AEK B3K B4K 36K 37K 38K 39K 3AK 46K 47K 48K 49K A8S A8P A8D A8Y 12S 12P 12D 12Y 15P 16P 34P 35P 42P 43P 51P 52P ALU ALF AMU AMF ANU ANF ANS AND ANY AUU AUF AVU AVF AXU AXF AXS AXP AXD AXY AYU AYF G2K G8U G8F)	25P4726	*

8122 Adapters and miscellaneous FRUs	FRU#	CRU
Speaker Power brick - US (models 1MS 1MD 1MY 1QS 1QD 1QY 3FU 3FF 3GU 3GF 3HU 3HF 3JU 3JF 3JS 3JD 3JY 3KU 3KF 3KS 3KD 3KY 3VU 3VF 4AU 4AF 4BU 4BF 4BS 4BD 4BY 4CU 4CF 4CS 4CD 4CY 53U 53F 53S 53D 53Y 54U 54F 54S 54D 54Y 55U E1U E1F CTO-U CTO-L A1U A1F A2U A2F A3U A3F A3S A3D A3Y A8U A8F A9U A9F 12U 12F 13U 13F 14U 14F 15U 15F 15S 15D 15Y 16U 16F 16S 16D 16Y 31U 31F 32U 32F 33U 33F 34U 34F 34S 34D 34Y 35U 35F 35S 35D 35Y 41U 41F 42U 42F 42S 42D 42Y 43U 43F 43S 43D 43Y 51U 51F 51S 51D 51Y 52U 52F 52S 52D 52Y C1U A8S A8D A8Y 12S 12D 12Y ALU ALF AMU AMF ANU ANF ANS AND ANY AUU AUF AVU AVF AXU AXF AXS AXD AXY AYU AYF G8U G8F B7S B7D B7Y BAS BAD BAY 1BU 1BF 1CU 1CF 1CS 1CD 1CY 1DU 1DF 1EU 1EF 1FU 1FF 1FS 1FD 1FY 1GU 1GF 1GS 1GD 1GY)	10K2587	*
Speaker Power brick - Europe (models CTO-G A7G B1G B2G)	25P5704	*
Speaker Power brick - Brazil (models A8P 12P 15P 16P 34P 35P 42P 43P 51P 52P AXP B7P BAP 1CP 1FP 1GP 1MP 1QP 3JP 3KP 4BP 4CP 53P 54P)	25P5706	*
Speaker Power brick - Argentina (models CTO-L A3S A3Y 15S 15Y 16S 16Y 34S 34Y 35S 35Y 42S 42Y 43S 43Y 51S 51Y 52S 52Y A8S A8Y 12S 12Y ANS ANY AXS AXY B7S B7Y BAS BAY 1CS 1CY 1FS 1FY 1GS 1GY 1MS 1MY 1QS 1QY 3JS 3JY 3KS 3KY 4BS 4BY 4CS 4CY 53S 53Y 54S 54Y)	01R2253	*
RJ11 Connector adapter (Spain, Ireland) (all "G" models)	60H6043	*
RJ11 Connector adapter (Austria) (all "G" models)	60H6045	*
RJ11 Connector adapter (Belgium) (all "G" models)	60H6046	*
RJ11 Connector adapter (Denmark) (all "G" models)	60H6047	*
RJ11 Connector adapter (Norway/Finland) (all "G" models)	60H6048	*
RJ11 Connector adapter (France) (all "G" models)	60H6049	*
RJ11 Connector adapter (Germany) (all "G" models)	60H6050	*
RJ11 Connector adapter (UK,NZ, HK) (all "G" "M" "B" "H" models)	60H6051	*
RJ11 Connector adapter (Italy) (all "G" models)	60H6052	*
RJ11 Connector adapter (Netherlands) (all "G" models)	60H6053	*
RJ11 Connector adapter (Sweden) (all "G" models)	60H6054	*
RJ11 Connector adapter (Switzerland) (all "G" models)	60H6055	*

8122 Power Cords	FRU#	CRU
Power cord (models 1CU 1CF 1CS 1CP 1CD 1DU 1DF 1EU 1EF 1FU 1FF 1FS 1FP 1FD 1GU 1GF 1GS 1GP 1GD 1MS 1MP 1MD 1QS 1QP 1QD 3FU 3FF 3GU 3GF 3HU 3HF 3JU 3JF 3JS 3JP 3JD 3KU 3KF 3KS 3KP 3KD 3VU 3VF 3WA 3WT 4AU 4AF 4BU 4BF 4BS 4BP 4BD 4CU 4CF 4CS 4CP 4CD 53U 53F 53S 53P 53D 54U 54F 54S 54P 54D 55U D1U D1F D2U D2F E1U E1F C8U C9U CAU CBU CCU CDU CEU CFU CGU CHU CJU A1U A1F A2U A2F A3U A3F A3S A3D A7G A8U A8F A9U A9F B1G B2G 11U 11F 12U 12F 13U 13F 14U 14F 15U 15F 15S 15D 16U 16F 16S 16D 31U 31F 32U 32F 33U 33F 34U 34F 34S 34D 35U 35F 35S 35D 41U 41F 42U 42F 42S 42D 43U 43F 43S 43D 51U 51F 51S 51D 52U 52F 52S 52D C1U C2U C3U C4U C5U C6U C7U A8S A8P A8D 12S 12P 12D 15P 16P 34P 35P 42P 43P 51P 52P ALU ALF AMU AMF ANU ANF ANS AND ASV AUU AUF AVU AVF AWS AWP AWG AXU AXF AXS AXP AXD AYU AYF G1S G1P G8U G8F B5G B7S B7P B7D B8G BAS BAP BAD BBG 1BU 1BF)	6952301	*
Power cord (EMEA, ANZ, ASEAN Eng, Korea) (models A7G B1G B2G ASK ATK AWG G2K B5G B6K B8G B9K BBG 1VK 1NK 1PK 1QK 3LK 3MK 3NK 3PK 3QK 4FK 4GK 4HK 4JK 21K 22K 23K 24K)	13F9978	*
Power cord (ANZ) (models G1M 4DM 4EM D3M D4M)	13F9939	*
Power cord (EMEA, ANZ, ASEAN Eng, HK Eng) (models A7G B1G B2G AWG B5G B8G BBG 1SH 1UH 25H)	14F0032	*

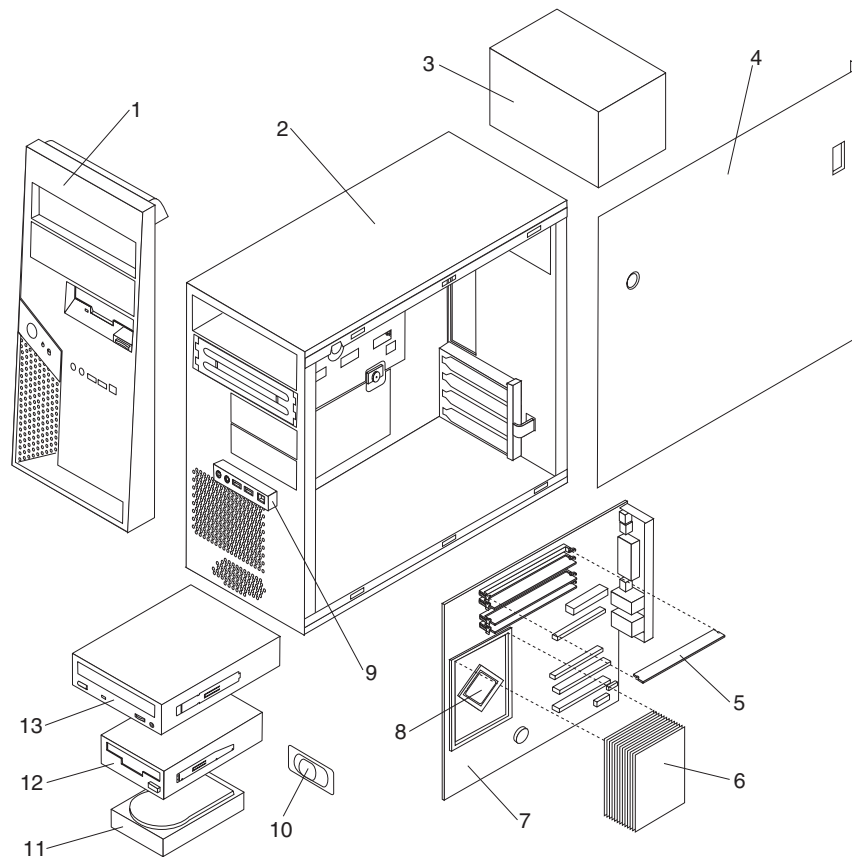
8122 Power Cords	FRU#	CRU
Power cord (EMEA) (models A7G B1G B2G AWG B5G B8G BBG)	13F9996	*
Power cord (EMEA, LA) (models A3S A3D A3Y A7G B1G B2G 15S 15D 15Y 16S 16D 16Y 34S 34D 34Y 35S 35D 35Y 42S 42D 42Y 43S 43D 43Y 51S 51D 51Y 52S 52D 52Y A8S A8P A8D A8Y 12S 12P 12D 12Y 15P 16P 34P 35P 42P 43P 51P 52P ANS AND ANY AWS AWP AWY AWG AXS AXP AXD AXY G1S G1P G1Y B5G B7S B7P B7D B7Y B8G BAS BAP BAD BAY BBG 1CS 1CP 1CD 1CY 1FS 1FP 1FD 1FY 1GS 1GP 1GD 1GY 1MS 1MP 1MD 1MY 1QS 1QP 1QD 1QY 3JS 3JP 3JD 3JY 3KS 3KP 3KD 3KY 4BS 4BP 4BD 4BY 4CS 4CP 4CD 4CY 53S 53P 53D 53Y 54S 54P 54D 54Y)	14F0068	*
Power cord (APU) (models A3Y 15Y 16Y 34Y 35Y 42Y 43Y 51Y 52Y A8Y 12Y ANY AWY AXY G1Y B7Y BAY 1CY 1FY 1GY 1MY 1QY 3JY 3KY 4BY 4CY 53Y 54Y)	36L8879	*
Power cord (Japan) (models A4J A5J A6J 17J 18J 19J 1AJ ABJ ACJ AFJ AGJ AHJ AJJ AKJ 3BJ 3CJ 3DJ 3EJ APJ AQJ ARJ ASJ ATJ G3J G4J G5J G6J G7J 1HJ 1JJ 1KJ 1LJ 3RJ 3SJ 3TJ 3UJ)	05K2876	*
Power cord (China, HK) (models 1SB 1SH 1UB 1UH 25B 25H)	02K0545	*
Power cord (EMEA) (models A7G B1G B2G AWG B5G B8G BBG)	14F0086	*
Power cord (EMEA, ANZ, ASEAN Eng) (models A7G B1G B2G AWG B5G B8G BBG)	14F0014	*
Power cord (EMEA) (models A7G B1G B2G AWG B5G B8G BBG)	14F0050	*
Power cord (India) (models 1RQ 1TQ 3WQ)	49P2078	*

8122 Windows XP Home Recovery CDs	FRU #	CRU
US/UK/AP/TH (models A1U A2U A3U A8U A9U 11U 12U 13U 14U 15U 16U 31U 32U 33U 34U 35U 41U 42U 43U 51U 52U ALU AMU ANU AUU AVU AXU AYU G8U 1BU 1CU 1DU 1EU 1FU 1GU 3FU 3GU 3HU 3JU 3KU 3VU 4AU 4BU 4CU 53U 54U)	41D0550	*
FR/CF (models A1F A2F A3F A8F A9F 11F 12F 13F 14F 15F 16F 31F 32F 33F 34F 35F 41F 42F 43F 51F 52F ALF AMF ANF AUF AVF AXF AYF G8F 1BF 1CF 1DF 1EF 1FF 1GF 3FF 3GF 3HF 3JF 3KF 3VF 4AF 4BF 4CF 53F 54F)	41D0551	*
BR (models A8P 12P 15P 16P 34P 35P 42P 43P 51P 52P AXP B7P BAP 1CP 1FP 1GP 1MP 1QP 3JP 3KP 4BP 4CP 53P 54P)	41D0555	*
SP/LA (models A3S A3D A3Y 15S 15D 15Y 16S 16D 16Y 34S 34D 34Y 35S 35D 35Y 42S 42D 42Y 43S 43D 43Y 51S 51D 51Y 52S 52D 52Y A8S A8D A8Y 12S 12D 12Y ANS AND ANY AXS AXD AXY B7S B7D B7Y BAS BAD BAY 1CS 1CD 1CY 1FS 1FD 1FY 1GS 1GD 1GY 1MS 1MD 1MY 1QS 1QD 1QY 3JS 3JD 3JY 3KS 3KD 3KY 4BS 4BD 4BY 4CS 4CD 4CY 53S 53D 53Y 54S 54D 54Y)	41D0553	*
Japanese (models A4J A5J ABJ ACJ 17J 18J 19J AFJ AGJ AJJ AKJ 3BJ 3CJ 3DJ APJ AQJ ASJ ATJ G3J G4J G6J G7J 1HJ 1JJ 1KJ 3RJ 3SJ 3TJ)	39T9309	*
Taiwan (models ABV ASV)	39T9306	*
Korean (models ABK ACK AEK B3K B4K 36K 37K 38K 39K 46K 47K 48K ASK ATK G2K B6K B9K 1VK 1NK 1QK 3LK 3MK 3NK 3PK 4FK 4GK 4HK 21K 22K 23K 24K)	39T9308	*

8122 Windows XP Pro Recovery CDs	FRU #	CRU
US/UK/AP/TH (models A7G ADM B1G B2G 44M 45M AWG G1M B5G B8G BBG 1RQ 1SH 1TQ 1UH 3WA 3WQ 3WT 4DM 4EM 55U D1U D2U D3M D4M E1U 25H)	41D0598	*
FR/CF (models A7G B1G B2G AWG B5G B8G BBG D1F D2F E1F)	41D0599	*
GR (models A7G B1G B2G AWG B5G B8G BBG)	41D0600	*
IT (models A7G B1G B2G AWG B5G B8G BBG)	41D0602	*
BR (models AWP G1P)	41D0603	*
SP/LA (models A7G B1G B2G AWS AWY AWG G1S G1Y B5G B8G BBG)	41D0601	*

8122 Windows XP Pro Recovery CDs	FRU #	CRU
DK (models A7G B1G B2G AWG B5G B8G BBG)	41D0605	*
NL (models A7G B1G B2G AWG B5G B8G BBG)	39J8526	*
AE (models A7G B1G B2G AWG B5G B8G BBG)	39J8530	*
SV (models A7G B1G B2G AWG B5G B8G BBG)	41D0604	*
HE (models A7G B1G B2G AWG B5G B8G BBG)	39J8527	*
FI (models A7G B1G B2G AWG B5G B8G BBG)	39J8524	*
NO (models A7G B1G B2G AWG B5G B8G BBG)	39J8525	*
PL (models A7G B1G B2G AWG B5G B8G BBG)	39J8528	*
PO (models A7G B1G B2G AWG B5G B8G BBG)	39J8534	*
RU (models A7G B1G B2G AWG B5G B8G BBG)	41D1954	*
RE (models A7G B1G B2G AWG B5G B8G BBG)	41D1953	*
HU (models A7G B1G B2G AWG B5G B8G BBG)	39J8533	*
CZ (models A7G B1G B2G AWG B5G B8G BBG)	39J8529	*
TR (models A7G B1G B2G AWG B5G B8G BBG)	39J8532	*
GK (models A7G B1G B2G AWG B5G B8G BBG)	39J8535	*
SL (models A7G B1G B2G AWG B5G B8G BBG)	39J8536	*
JP (models A6J 1AJ AHJ 3EJ ARJ G5J 1LJ 3UJ)	39T9304	*
Hong Kong-TC (models 1SB 1UB 25B)	39T9302	*
KR (models 3AK 49K 1PK 3QK 4JK)	39T9303	*
Multilingual 1 (models A7G B1G B2G AWG B5G B8G BBG)	39J8537	*
Multilingual 2 (models A7G B1G B2G AWG B5G B8G BBG)	39J8538	*

Machine Type 8123



Item #	8123 FRUs	FRU#	CRU
1	Bezel Asm (all models)	41A7807	**
2	Chassis Asm (all models)	41A7808	N
3	Power supply, 310 Watt, standard (models CTO 32G 41G 51G D3K 33G 32A 32T 35G 36A 36T 37G 37A 37T 46G 4BA 4BT 4CA 4CT 52G 53A 53T D4K E1G F1G D5G)	24R2596	**
3	Power supply, 310 Watt, standard, DMO (models CTO 32G 41G 51G D3K 33G 32A 32T 35G 36A 36T 37G 37A 37T 46G 4BA 4BT 4CA 4CT 52G 53A 53T D4K E1G F1G D5G 23A 23T 24A 24T)	41N3449	**
3	Power supply, 310 Watt, robust (models CTO-A CTO-L 13B 13H 13V 21Q 31Q 42Q 43Q 44Q 45Q 33B 33H 32Q 49Q 4BQ)	24R2598	**
3	Power supply, 310 Watt, robust, DMO (models CTO-A CTO-L 13B 13H 13V 21Q 31Q 42Q 43Q 44Q 45Q 33B 33H 32Q 49Q 4BQ 23Q 24Q 25V 26V 27V)	41N3366	**
3	Power supply, Power supply - Tormore 310 Watt Standard, DMO (models CTO 32G 41G 51G D3K 33G 32A 32T 35G 36A 36T 37G 37A 37T 46G 4BA 4BT 4CA 4CT 52G 53A 53T D4K E1G F1G D5G 23A 23T 24A 24T)	41N3143	**
3	Power supply, 230 Watt robust (models CTO-A 14B 14H 14V 22Q 34Q 36Q 36B 36H 37Q 47Q 48Q 4CQ 53Q)	24R2592	**
3	Power supply, 230 Watt robus, DMO (models CTO-A 14B 14H 14V 22Q 34Q 36Q 36B 36H 37Q 47Q 48Q 4CQ 53Q)	41N3135	**
4	Cover (all models)	39M0465	*

Item #	8123 FRUs	FRU#	CRU
5	Memory module, 256MB, DDR2 SDRAM, NP (PC 3200) (models CTO 13B 13H 13V 21Q 31Q 32G 41G 42Q 51G D3K 33G 33B 33H 32A 32Q 32T)	73P3220	*
5	Memory module, 512MB, DDR2 SDRAM, NP (PC 3200) (models CTO 43Q 44Q 45Q)	73P3222	*
5	Memory module, 1GB, DDR2 SDRAM, NP (PC 3200) (models CTO)	73P3224	*
5	Memory module, 256MB, DDR2 SDRAM, NP (PC 4200) (models CTO 14B 14H 14V 22Q 34Q 35G 36A 36Q 36T 36B 36H 37G 37A 37Q 37T 46G 47Q 4CA 4CQ 4CT 52G D4K E1G F1G 14B 14H 14V 22Q 34Q 35G 36A 36Q 36T 36B 36H 37G 37A 37Q 37T 46G 47Q 4CA 4CQ 4CT 52G D4K E1G F1G D5G 23A 23Q 23T 24A 24Q 24T 25V 26V 27V)	30R5120	*
5	Memory module, 512MB, DDR2 SDRAM, NP (PC 4200) (models CTO 48Q 49Q 4BA 4BQ 4BT 53A 53Q 53T)	30R5121	*
5	Memory module, 1GB, DDR2 SDRAM, NP (PC 4200) (models CTO)	30R5122	*
6	Heat sink (all models)	89P6729	*
7	System board, 10/100 Enet with no PCIe-16X slot (models CTO 13B 13H 13V 21Q 31Q 32G 41G 42Q 43Q 44Q 45Q 51G D3K 33G 33B 33H 32A 32Q 32T 14B 14H 14V 22Q 34Q 35G 36A 36Q 36T 36B 36H 37G 37A 37Q 37T 46G 47Q 48Q 4CA 4CQ 4CT 52G 53A 53Q 53T D4K E1G F1G D5G 23A 23Q 23T 24A 24Q 24T 25V)	41T3045	N
7	System board, Barbados 915GV, 10/100 Enet with no PCIe-16X slot (models CTO 13B 13H 13V 21Q 31Q 32G 41G 42Q 43Q 44Q 45Q 51G D3K 33G 33B 33H 32A 32Q 32T 14B 14H 14V 22Q 34Q 35G 36A 36Q 36T 36B 36H 37G 37A 37Q 37T 46G 47Q 48Q 4CA 4CQ 4CT 52G 53A 53Q 53T D4K E1G F1G D5G 23A 23Q 23T 24A 24Q 24T 25V)	53Y8357	
7	System board, Barbados 915G, 10/1000 Enet with PCIe-16X slot (models CTO 49Q 4BA 4BQ 4BT 26V 27V)	53Y8355	N
7	System board, 10/1000 Enet with PCIe-16X slot (models CTO 49Q 4BA 4BQ 4BT 26V 27V)	41T3044	N
8	Microprocessor, Celeron 2.53GHz, 533 FSB, 256KB L2 (models CTO)	29R7215	**
8	Microprocessor, Celeron 2.53GHz, 533 FSB, 256KB L2 (models CTO)	39J9397	**
8	Microprocessor, Celeron 2.66GHz, 533 FSB, 256KB L2 (models CTO)	29R7217	**
8	Microprocessor, Celeron 2.66GHz, 533 FSB, 256KB L2 (models CTO)	39J9399	**
8	Microprocessor, Celeron 2.80GHz, 533 FSB, 256KB L2 (models CTO)	29R7219	**
8	Microprocessor, Celeron 2.80GHz, 533 FSB, 256KB L2 (models CTO)	39J9401	**
8	Microprocessor, Celeron 2.93GHz, 533 FSB, 256KB L2 (models CTO)	29R7221	**
8	Microprocessor, Celeron 2.93GHz, 533 FSB, 256KB L2 (models CTO)	39J9403	**
8	Microprocessor, Celeron 3.06GHz, 533 FSB, 256KB L2 (models CTO)	29R8208	**
8	Microprocessor, Celeron 3.06GHz, 533 FSB, 256KB L2 (models CTO)	39J9405	**
8	Microprocessor, Celeron 3.2GHz, 533 FSB, 256KB L2 (models CTO)	41D0533	**
8	Microprocessor, Pentium 4 2.66GHz, 533 FSB, 1MB L2 (models CTO 13B 13H 13V)	29R7223	**
8	Microprocessor, Pentium 4 2.66GHz, 533 FSB, 1MB L2 (models CTO 14B 14H 14V)	41D0676	**
8	Microprocessor, Pentium 4 2.93GHz, 533 FSB, 1MB L2 (models CTO)	29R7225	**
8	Microprocessor, Pentium 4 2.93GHz, 533 FSB, 1MB L2 (models CTO)	14D0677	**
8	Microprocessor, Pentium 4 3.06GHz, 533 FSB, 1MB L2 (models CTO)	14D0678	**
8	Microprocessor, Pentium 4 2.8GHz, 800 FSB, 1MB L2 (models CTO 21Q)	19R0495	**
8	Microprocessor, Pentium 4 2.8GHz, 800 FSB, 1MB L2 (models CTO 22Q 23A 23Q 23T 24A 24Q 24T 25V 26V 27V)	39J9407	**

Item #	8123 FRUs	FRU#	CRU
8	Microprocessor, Pentium 4 3.0GHz, 800 FSB, 1MB L2 (models CTO 31Q 32G 33G 33B 33H 32A 32Q 32T)	19R0496	**
8	Microprocessor, Pentium 4 3.0GHz, 800 FSB, 1MB L2 (models CTO 34Q 35G 36A 36Q 36T 36B 36H 37G 37A 37Q 37T)	39J9409	**
8	Microprocessor, Pentium 4 3.2GHz, 800 FSB, 1MB L2 (models CTO 41G 42Q 43Q 44Q 45Q)	19R0497	**
8	Microprocessor, Pentium 4 3.2GHz, 800 FSB, 1MB L2 (models CTO 46G 47Q 48Q 4CA 4CQ 4CT)	39J9411	**
8	Microprocessor, Pentium 4 3.4GHz, 800 FSB, 1MB L2 (models CTO 51G)	19R0492	**
8	Microprocessor, Pentium 4 3.4GHz, 800 FSB, 1MB L2 (models CTO 52G 53A 53Q 53T)	39J9413	**
8	Microprocessor, Pentium 4 3.0GHz, 800 FSB, 2MB L2 (models CTO D3K D4K D5G)	39J6589	**
8	Microprocessor, Pentium 4 3.2GHz, 800 FSB, 2MB L2 (models CTO E1G)	39J6591	**
8	Microprocessor, Pentium 4 3.4GHz, 800 FSB, 2MB L2 (models CTO F1G)	39J6593	**
9	Front panel card Asm (all models)	26K1183	**
10	Speaker Asm, Soldered Terminals (models CTO 32G 41G 51G 32A 32Q 32T D5G 23A 23Q 23T 24A 24Q 24T 26V)	39P5023	*
11	Hard disk drive, 40GB, 7200RPM, Serial ATA (models CTO 13B 13H 13V 21Q 31Q 32G 42Q 14B 14H 14V 22Q 34Q 47Q)	71P7312	**
11	Hard disk drive, 40GB, 7200RPM, Serial ATA (models CTO 13B 13H 13V 21Q 31Q 32G 42Q 14B 14H 14V 22Q 34Q 47Q)	40Y8760	**
11	Hard disk drive, 40GB, 7200RPM, Serial ATA (models CTO 13B 13H 13V 21Q 31Q 32G 42Q 14B 14H 14V 22Q 34Q 47Q)	40Y9033	**
11	Hard disk drive, 80GB, 7200RPM, Serial ATA (models CTO 32G 41G 43Q 44Q 45Q 51G D3K 33G 33B 33H 32A 32Q 32T 35G 36A 36Q 36T 36B 36H 37G 37A 37Q 37T 46G 48Q 49Q 4BA 4BQ 4BT 4CA 4CQ 4CT 52G 53A 53Q 53T D4K E1G F1G)	71P7293	**
11	Hard disk drive, 80GB, 7200RPM, Serial ATA (models CTO 32G 41G 43Q 44Q 45Q 51G D3K 33G 33B 33H 32A 32Q 32T 35G 36A 36Q 36T 36B 36H 37G 37A 37Q 37T 46G 48Q 49Q 4BA 4BQ 4BT 4CA 4CQ 4CT 52G 53A 53Q 53T D4K E1G F1G D5G 23A 23Q 23T 24A 24Q 24T 25V 26V 27V)	40Y8761	**
11	Hard disk drive, 80GB, 7200RPM, Serial ATA (models CTO 32G 41G 43Q 44Q 45Q 51G D3K 33G 33B 33H 32A 32Q 32T 35G 36A 36Q 36T 36B 36H 37G 37A 37Q 37T 46G 48Q 49Q 4BA 4BQ 4BT 4CA 4CQ 4CT 52G 53A 53Q 53T D4K E1G F1G D5G 23A 23Q 23T 24A 24Q 24T 25V 26V 27V)	40Y9034	**
11	Hard disk drive, 160GB, 7200RPM, Serial ATA (models CTO)	71P7297	**
11	Hard disk drive, 160GB, 7200RPM, Serial ATA (models CTO)	40Y8762	**
12	Diskette drive, 1.44MB, 2-mode, w/o bezel (models CTO 13B 13H 13V 21Q 31Q 32G 41G 42Q 43Q 44Q 45Q 51G D3K 33G 33B 33H 32A 32Q 32T)	76H4091	*
12	Diskette drive, 1.44MB, 3-mode, w/o bezel (models CTO 13B 13H 13V 21Q 31Q 32G 41G 42Q 43Q 44Q 45Q 51G D3K 33G 33B 33H 32A 32Q 32T)	24P3889	*
12	Diskette drive, 1.44MB, 2-mode, w/bezel (models 14B 14H 14V 22Q 34Q 35G 36A 36Q 36T 36B 36H 37G 37A 37Q 37T 46G 47Q 48Q 49Q 4BA 4BQ 4BT 4CA 4CQ 4CT 52G 53A 53Q 53T D4K E1G F1G D5G 23A 23Q 23T 24A 24Q 24T 25V 26V 27V)	40Y9113	*
12	Diskette drive, 1.44MB, 2-mode, w/bezel (models 14B 14H 14V 22Q 34Q 35G 36A 36Q 36T 36B 36H 37G 37A 37Q 37T 46G 47Q 48Q 49Q 4BA 4BQ 4BT 4CA 4CQ 4CT 52G 53A 53Q 53T D4K E1G F1G D5G 23A 23Q 23T 24A 24Q 24T 25V 26V 27V)	40Y9107	*

Item #	8123 FRUs	FRU#	CRU
12	Diskette drive, 1.44MB, 2-mode, w/bezel (models 14B 14H 14V 22Q 34Q 35G 36A 36Q 36T 36B 36H 37G 37A 37Q 37T 46G 47Q 48Q 49Q 4BA 4BQ 4BT 4CA 4CQ 4CT 52G 53A 53Q 53T D4K E1G F1G D5G 23A 23Q 23T 24A 24Q 24T 25V 26V 27V)	40Y9105	*
13	CD-ROM drive 48X (models CTO 13B 13H 13V 21Q 31Q 42Q 43Q 44Q 45Q D3K 33G 33B 33H)	26K5445	*
13	CD-ROM drive 48X (models CTO 13B 13H 13V 21Q 31Q 42Q 43Q 44Q 45Q D3K 33G 33B 33H)	71P7375	*
13	CD-ROM drive 48X (models CTO 13B 13H 13V 21Q 31Q 42Q 43Q 44Q 45Q D3K 33G 33B 33H)	71P7385	*
13	CD-ROM drive 48X (models CTO 13B 13H 13V 21Q 31Q 42Q 43Q 44Q 45Q D3K 33G 33B 33H)	71P7377	*
13	CD-ROM drive 48X (models CTO 13B 13H 13V 21Q 31Q 42Q 43Q 44Q 45Q D3K 33G 33B 33H 14B 14H 14V 22Q 34Q 36A 36Q 36T 36B 36H 47Q 48Q 49Q 4CA 4CQ 4CT D4K 23A 23Q 23T 26V 27V)	40Y8925	*
13	CD-ROM drive 48X (models CTO 13B 13H 13V 21Q 31Q 42Q 43Q 44Q 45Q D3K 33G 33B 33H 14B 14H 14V 22Q 34Q 36A 36Q 36T 36B 36H 47Q 48Q 49Q 4CA 4CQ 4CT D4K 23A 23Q 23T 26V 27V)	40Y8929	*
13	CD-ROM drive 48X (models CTO 13B 13H 13V 21Q 31Q 42Q 43Q 44Q 45Q D3K 33G 33B 33H 14B 14H 14V 22Q 34Q 36A 36Q 36T 36B 36H 47Q 48Q 49Q 4CA 4CQ 4CT D4K 23A 23Q 23T 26V 27V)	40Y8807	*
13	CD-RW drive (48X/32X/48X) (models CTO)	71P7349	*
13	CD-RW drive (48X/32X/48X) (models CTO)	26K5401	*
13	CD-RW drive (48X/32X/48X) (models CTO)	40Y8901	*
13	DVD-ROM (16X/48X) - black (models CTO 32G 41G 51G 32A 32Q 32T 35G 37G 37A 37Q 37T 46G 4BA 4BQ 4BT 52G 53A 53Q 53T E1G F1G)	71P7357	*
13	DVD-ROM (16X/48X) - black (models CTO 32G 41G 51G 32A 32Q 32T 35G 37G 37A 37Q 37T 46G 4BA 4BQ 4BT 52G 53A 53Q 53T E1G F1G)	26K5435	*
13	DVD-ROM (16X/48X) - black (models CTO 32G 41G 51G 32A 32Q 32T 35G 37G 37A 37Q 37T 46G 4BA 4BQ 4BT 52G 53A 53Q 53T E1G F1G)	26K5385	*
13	DVD-ROM (16X/48X) - black (models CTO 32G 41G 51G 32A 32Q 32T 35G 37G 37A 37Q 37T 46G 4BA 4BQ 4BT 52G 53A 53Q 53T E1G F1G D5G)	40Y8931	*
13	DVD-ROM (16X/48X) - black (models CTO 32G 41G 51G 32A 32Q 32T 35G 37G 37A 37Q 37T 46G 4BA 4BQ 4BT 52G 53A 53Q 53T E1G F1G D5G)	40Y8933	*
13	DVD-ROM (16X/48X) - black (models CTO 32G 41G 51G 32A 32Q 32T 35G 37G 37A 37Q 37T 46G 4BA 4BQ 4BT 52G 53A 53Q 53T E1G F1G D5G)	40Y8935	*
13	CD-RW/DVD-ROM Combo drive (48X/32X/48X/16X Max) (models CTO)	26K5379	*
13	CD-RW/DVD-ROM Combo drive (48X/32X/48X/16X Max) (models CTO 24A 24Q 24T)	40Y8919	*
13	CD-RW/DVD-ROM Combo drive (48X/32X/48X/16X Max) (models CTO)	26K5429	*
13	CD-RW/DVD-ROM Combo drive (48X/32X/48X/16X Max) (models CTO)	40Y8903	*
13	Multiburner Plus (models CTO)	26K5441	*
13	Multiburner Plus (models CTO)	40Y8799	*

The FRUs listed in the following table are not illustrated.

8123 FRUs	FRU#	CRU
Shield, 5.25 EMC (all models)	39M0460	*
Cable, SATA (18-inch RoHs) (all models)	26K1186	*
Hard disk drive mounting bracket (all models)	39M0461	*
Cable, serial (all models)	39K5021	*
EMC shield, diskette drive (all models)	39M0464	*
Cable, diskette drive (RoHs) (all models)	26K1184	*
Fan duct Asm (all models)	39M0470	**
Power switch/LED Asm (all models)	39M0471	**
Front panel card Asm (all models)	26K1183	**
Device retaining clips (all models)	39M0473	*
Shield, system board (all models)	39M0474	N
Miscellaneous hardware kit (all models)	39M0477	**
Cable, 1394 panel mount (all models)	39M0478	**
RM kit (all models)	89P6725	N
Cable, 2-drop IDE (all models)	39M0516	*
Tray, Hard disk drive w/screws (all models)	39M0491	*
Miscellaneous screw kit (all models)	41R2477	*
Battery, 3.0V (all models)	33F8354	*

8123 Keyboard (Preferred Pro, Fullsize, Stealth black)	FRU#	CRU
US English (models CTO 13H 21Q 31Q 32G 41G 42Q 43Q 44Q 45Q 51G 33G 33H 32A 32Q 14H 22Q 34Q 35G 36A 36G 36H 37G 37A 37Q 46G 47Q 48Q 49Q 4BA 4BQ 4CA 4CQ 52G 53A 53Q E1G F1G D5G 23A 23Q 24A 24Q)	89P8300	*
Arabic (models CTO-G 32G 41G 51G 33G 35G 37G 46G 52G E1G F1G D5G)	89P8301	*
Belgian/French (models CTO-G 32G 41G 51G 33G 35G 37G 46G 52G E1G F1G D5G)	89P8302	*
Belgian/UK (models CTO-G 32G 41G 51G 33G 35G 37G 46G 52G E1G F1G D5G)	89P8303	*
Bulgarian (models CTO-G 32G 41G 51G 33G 35G 37G 46G 52G E1G F1G D5G)	89P8305	*
Chinese/US (models CTO-A 13B 13V 33B 14B 14V 36B 25V 26V 27V)	89P8306	*
Czech (models CTO-G 32G 41G 51G 33G 35G 37G 46G 52G E1G F1G D5G)	89P8307	*
Danish (models CTO-G 32G 41G 51G 33G 35G 37G 46G 52G E1G F1G D5G)	89P8308	*
Dutch (models CTO-G 32G 41G 51G 33G 35G 37G 46G 52G E1G F1G D5G)	89P8309	*
French (models CTO-G 32G 41G 51G 33G 35G 37G 46G 52G E1G F1G D5G)	89P8310	*
French Canadian 445 (models CTO-U)	89P8311	*
French Canadian 58 (models CTO-U)	89P8312	*
German (models CTO-G 32G 41G 51G 33G 35G 37G 46G 52G E1G F1G D5G)	89P8313	*
Greek (models CTO-G 32G 41G 51G 33G 35G 37G 46G 52G E1G F1G D5G)	89P8314	*
Hebrew (models CTO-G 32G 41G 51G 33G 35G 37G 46G 52G E1G F1G D5G)	89P8315	*
Hungarian (models CTO-G 32G 41G 51G 33G 35G 37G 46G 52G E1G F1G D5G)	89P8316	*
Iceland (models CTO-G 32G 41G 51G 33G 35G 37G 46G 52G E1G F1G D5G)	89P8317	*
Italian 141 (models CTO-G 32G 41G 51G 33G 35G 37G 46G 52G E1G F1G D5G)	89P8318	*
Italian 142 (models CTO-G 32G 41G 51G 33G 35G 37G 46G 52G E1G F1G D5G)	89P8319	*

8123 Keyboard (Preferred Pro, Fullsize, Stealth black)	FRU#	CRU
Korean (models D3K D4K)	89P8321	*
Norwegian (models CTO-G 32G 41G 51G 33G 35G 37G 46G 52G E1G F1G D5G)	89P8323	*
Polish (models CTO-G 32G 41G 51G 33G 35G 37G 46G 52G E1G F1G D5G)	89P8324	*
Portuguese (models CTO-G 32G 41G 51G 33G 35G 37G 46G 52G E1G F1G D5G)	89P8325	*
Romanian (models CTO-G 32G 41G 51G 33G 35G 37G 46G 52G E1G F1G D5G)	89P8326	*
Russian (models CTO-G 32G 41G 51G 33G 35G 37G 46G 52G E1G F1G D5G)	89P8327	*
Russian/Cyrillic (models CTO-G 32G 41G 51G 33G 35G 37G 46G 52G E1G F1G D5G)	89P8328	*
Serbian/Cyrillic (models CTO-G 32G 41G 51G 33G 35G 37G 46G 52G E1G F1G D5G)	89P8329	*
Slovak (models CTO-G 32G 41G 51G 33G 35G 37G 46G 52G E1G F1G D5G)	89P8330	*
Spanish (models CTO-G 32G 41G 51G 33G 35G 37G 46G 52G E1G F1G D5G)	89P8331	*
Swedish/Finn (models CTO-G 32G 41G 51G 33G 35G 37G 46G 52G E1G F1G D5G)	89P8332	*
Swiss F/G (models CTO-G 32G 41G 51G 33G 35G 37G 46G 52G E1G F1G D5G)	89P8333	*
Thailand (models CTO-A 32T 36T 37T 4BT 4CT 53T 23T 24T)	89P8334	*
Turkish 179 (models CTO-G 32G 41G 51G 33G 35G 37G 46G 52G E1G F1G D5G)	89P8336	*
UK English (models CTO-G 32G 41G 51G 33G 35G 37G 46G 52G E1G F1G D5G)	89P8337	*
US Euro (models CTO-G 32G 41G 51G 33G 35G 37G 46G 52G E1G F1G D5G)	89P8338	*
Yugoslav/Latin (models CTO-G 32G 41G 51G 33G 35G 37G 46G 52G E1G F1G D5G)	89P8339	*
Brazil/Portugese (models CTO-L)	89P8304	*

8123 mice	FRU#	CRU
Mouse, PS/2 2-Button (Black) (models CTO)	24P0383	*
Mouse, PS/2 3-Button (Ball) Wheel (models CTO)	24P0491	*
Mouse, Scrollpoint Optical, USB (models CTO)	24P0499	*
Mouse, Optical Wheelmouse, USB (models CTO 13B 13H 13V 21Q 31Q 32G 41G 42Q 43Q 44Q 45Q 51G D3K 33G 33B 33H 32A 32Q 32T 14B 14H 14V 22Q 34Q 35G 36A 36Q 36T 36B 36H 37G 37A 37Q 37T 46G 47Q 48Q 49Q 4BA 4BQ 4BT 4CA 4CQ 4CT 52G 53A 53Q 53T D4K E1G F1G D5G 23A 23Q 23T 24A 24Q 24T 25V 26V 27V)	89P5089	*

8123 Adapters and miscellaneous FRUs	FRU#	CRU
PCI Modem Card (Soft), ATX V.90 (models CTO)	22P7943	*
64MB PCIe Adapter, Dual VGA (models CTO 1AJ)	19R0849	*
128MB PCIe Adapter, Dual VGA, DVI-I, TV out (models CTO)	19R1452	*
PCI-E Daughter Card, DVI-D (models CTO)	19R2374	*
Net Adapter, Intel Pro/1000T PCI (ATX) (models CTO)	22P6509	*
1394 Firewire PCI, LP (ATX) (models CTO)	73P2608	*
Speakers, Jazz Infinity Active T1 (Black) (models CTO)	25P4726	*
RJ11 Connector adapter (Spain, Ireland) (all "G" models)	60H6043	*
RJ11 Connector adapter (Austria) (all "G" models)	60H6045	*
RJ11 Connector adapter (Belgium) (all "G" models)	60H6046	*
RJ11 Connector adapter (Denmark) (all "G" models)	60H6047	*
RJ11 Connector adapter (Norway/Finland) (all "G" models)	60H6048	*
RJ11 Connector adapter (France) (all "G" models)	60H6049	*

8123 Adapters and miscellaneous FRUs	FRU#	CRU
RJ11 Connector adapter (Germany) (all "G" models)	60H6050	*
RJ11 Connector adapter (UK,NZ, HK) (all "G" "M" "B" "H" models)	60H6051	*
RJ11 Connector adapter (Italy) (all "G" models)	60H6052	*
RJ11 Connector adapter (Netherlands) (all "G" models)	60H6053	*
RJ11 Connector adapter (Sweden) (all "G" models)	60H6054	*
RJ11 Connector adapter (Switzerland) (all "G" models)	60H6055	*

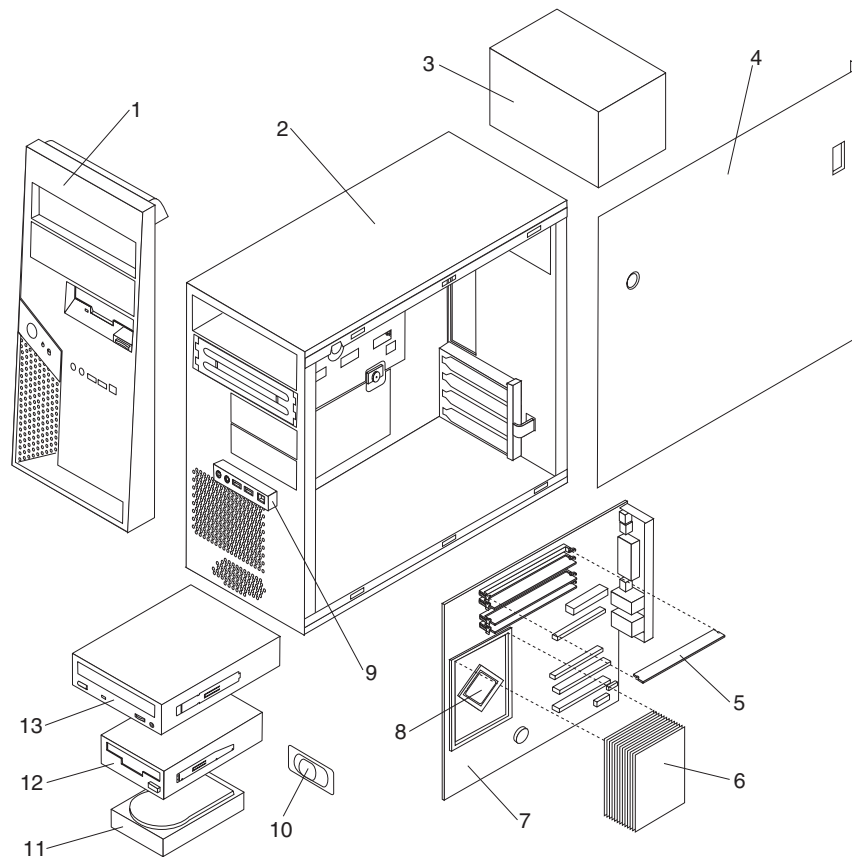
8123 Power Cords	FRU#	CRU
Power cord (models 13V 32G 41G 51G 33G 32A 32T 14V 35G 36A 36T 37G 37A 37T 46G 4BA 4BT 4CA 4CT 52G 53A 53T E1G F1G D5G 23A 23T 24A 24T 25V 26V 27V)	6952301	*
Power cord (EMEA, ANZ, ASEAN Eng, Korea) (models 32G 41G 51G D3K 33G 35G 37G 46G 52G D4K E1G F1G D5G)	13F9978	*
Power cord (EMEA, ANZ, ASEAN Eng, HK Eng) (models 13H 32G 41G 51G 33G 33H 14H 35G 36H 37G 46G 52G E1G F1G D5G)	14F0032	*
Power cord (EMEA) (models 32G 41G 51G 33G 35G 37G 46G 52G E1G F1G D5G)	13F9996	*
Power cord (EMEA, LA) (models 32G 41G 51G 33G 35G 37G 46G 52G E1G F1G D5G)	14F0068	*
Power cord (China, HK) (models 13B 13H 33B 33H 14B 14H 36B 36H)	02K0545	*
Power cord (EMEA) (models 32G 41G 51G 33G 35G 37G 46G 52G E1G F1G D5G)	14F0086	*
Power cord (EMEA, ANZ, ASEAN Eng) (models 32G 41G 51G 33G 35G 37G 46G 52G E1G F1G D5G)	14F0014	*
Power cord (EMEA) (models 32G 41G 51G 33G 35G 37G 46G 52G E1G F1G D5G)	14F0050	*
Power cord (India) (models 21Q 31Q 42Q 43Q 44Q 45Q 32Q 22Q 34Q 36Q 37Q 47Q 48Q 49Q 4BQ 4CQ 53Q 23Q 24Q)	49P2078	*

8123 Windows XP Home Recovery CDs	FRU #	CRU
Korean (models D3K D4K)	39T9308	*

8123 Windows XP Pro Recovery CDs	FRU #	CRU
US/UK/AP/TH (models 13H 31Q 32G 33G 33H 41G 42Q 43Q 44Q 45Q 51G 32A 32Q 32T 14H 34Q 35G 36A 36Q 36T 36H 37G 37A 37Q 37T 46G 47Q 48Q 49Q 4BA 4BQ 4BT 4CA 4CQ 4CT 52G 53A 53Q 53T E1G F1G D5G 23A 23Q 23T 24A 24Q 24T)	41D0598	*
FR/CF (models 32G 33G 41G 51G 35G 37G 46G 52G E1G F1G D5G)	41D0599	*
GR (models 32G 33G 41G 51G 35G 37G 46G 52G E1G F1G D5G)	41D0600	*
IT (models 32G 33G 41G 51G 35G 37G 46G 52G E1G F1G D5G)	41D0602	*
SP/LA (models 32G 33G 41G 51G 35G 37G 46G 52G E1G F1G D5G)	41D0601	*
DK (models 32G 33G 41G 51G 35G 37G 46G 52G E1G F1G D5G)	41D0605	*
NL (models 32G 33G 41G 51G 35G 37G 46G 52G E1G F1G D5G)	39J8526	*
AE (models 32G 33G 41G 51G 35G 37G 46G 52G E1G F1G D5G)	39J8530	*
SV (models 32G 33G 41G 51G 35G 37G 46G 52G E1G F1G D5G)	41D0604	*
HE (models 32G 33G 41G 51G 35G 37G 46G 52G E1G F1G D5G)	39J8527	*
FI (models 32G 33G 41G 51G 35G 37G 46G 52G E1G F1G D5G)	39J8524	*
NO (models 32G 33G 41G 51G 35G 37G 46G 52G E1G F1G D5G)	39J8525	*
PL (models 32G 33G 41G 51G 35G 37G 46G 52G E1G F1G D5G)	39J8528	*

8123 Windows XP Pro Recovery CDs	FRU #	CRU
PO (models 32G 33G 41G 51G 35G 37G 46G 52G E1G F1G D5G)	39J8534	*
RU (models 32G 33G 41G 51G 35G 37G 46G 52G E1G F1G D5G)	41D1954	*
RE (models 32G 33G 41G 51G 35G 37G 46G 52G E1G F1G D5G)	41D1953	*
HU (models 32G 33G 41G 51G 35G 37G 46G 52G E1G F1G D5G)	39J8533	*
CZ (models 32G 33G 41G 51G 35G 37G 46G 52G E1G F1G D5G)	39J8529	*
TR (models 32G 33G 41G 51G 35G 37G 46G 52G E1G F1G D5G)	39J8532	*
GK (models 32G 33G 41G 51G 35G 37G 46G 52G E1G F1G D5G)	39J8535	*
SL (models 32G 33G 41G 51G 35G 37G 46G 52G E1G F1G D5G)	39J8536	*
Taiwan (models 13V 14V 25V 26V 27V)	39T9301	*
Hong Kong (models 13B 33B 14B 36B)	39T9302	*
Multilingual 1 (models 32G 33G 41G 51G 35G 37G 46G 52G E1G F1G D5G)	39J8537	*
Multilingual 2 (models 32G 33G 41G 51G 35G 37G 46G 52G E1G F1G D5G)	39J8538	*

Machine Type 8124



Item #	8124 FRUs	FRU#	CRU
1	Bezel Asm (all models)	41A7807	*
2	Chassis Asm (all models)	41A7808	N
3	Power supply, 310 W, standard (models C8U C9U CAU CBU CCU CDU CEU CFU CGU CHU D2G 21A 21T 22A 22T 23K 24K CTO A1U A2U A2F A3U A3F B1U B1F B2U B2F 11U 14U 14F 15U 15F 16U 17U 18U 32U 32F 33U 33F 34U 35U 36G 42U 42F 43U 43F 44U 45U 46G 52U 52F 53U 53F 54U 55U 56G E1G F1G C1U C2U C3U C4U C5U C6U C7U E2K F2K 19K B3K 36A 36T A6U A7U A7F A8U A8F B4U B4F B5U B5F B6K 1CU 1CF 1EU 1EF 1FU 1FF 1GU 1GF 1HU 1HF 1JU 1JF 1KK 38U 38F 39U 39F 3AU 3AF 3BU 3BF 3CG 3CA 3CT 3DA 3DT 48U 48F 49U 49F 4AU 4AF 4BU 4BF 4CG 4DA 4DT 4EA 4ET 58U 58F 59U 59F 5AU 5AF 5BU 5BF 5CA 5CT D1U D1F E3U E3F E3K E4G F3U F3F F3K)	24R2596	**
3	Power supply, 310 W, standard, DMO (models CTO A1U A2U A2F A3U A3F B1U B1F B2U B2F 11U 14U 14F 15U 15F 16U 17U 18U 32U 32F 33U 33F 34U 35U 36G 42U 42F 43U 43F 44U 45U 46G 52U 52F 53U 53F 54U 55U 56G E1G F1G C1U C2U C3U C4U C5U C6U C7U E2K F2K 19K B3K 36A 36T A6U A7U A7F A8U A8F B4U B4F B5U B5F B6K 1CU 1CF 1EU 1EF 1FU 1FF 1GU 1GF 1HU 1HF 1JU 1JF 1KK 38U 38F 39U 39F 3AU 3AF 3BU 3BF 3CG 3CA 3CT 3DA 3DT 48U 48F 49U 49F 4AU 4AF 4BU 4BF 4CG 4DA 4DT 4EA 4ET 58U 58F 59U 59F 5AU 5AF 5BU 5BF 5CA 5CT D1U D1F E3U E3F E3K E4G F3U F3F F3K)	41N3449	**
3	Power supply, 310 W, robust (models CTO-L CTO-A A1S B3K 13S 19S 19Y 31S 41S 51S A1P A2P A4P 13P 13Y 14P 16S 19P 1AP 1BP 31P 31Y 34S 34P 36Q 41P 41Y 42P 44S 51Y 54S A5P A7P 1DS 1DP 1DY 1EP 1GS 1LP 1MP 1NS 1NP 1NY 37S 37P 37Y 3AS 3AP 47S 47P 47Y 48P 4AS 57S 57Y 5AS 21Q 22Q)	24R2598	**

Item #	8124 FRUs	FRU#	CRU
3	Power supply, 310 W, robust, DMO (models CTO-L CTO-A A1S B3K 13S 19S 19Y 31S 41S 51S A1P A2P A4P 13P 13Y 14P 16S 19P 1AP 1BP 31P 31Y 34S 34P 36Q 41P 41Y 42P 44S 51Y 54S A5P A7P 1DS 1DP 1DY 1EP 1GS 1LP 1MP 1NS 1NP 1NY 37S 37P 37Y 3AS 3AP 47S 47P 47Y 48P 4AS 57S 57Y 5AS 21Q 22Q)	41N3366	**
3	Power supply, 230 Watt robust (models CTO-A 1QQ 1PQ 3CQ 3DQ 4DQ 4EQ 5CQ)	24R2592	**
3	Power supply, 230 Watt robust, DMO (models CTO-A 1QQ 1PQ 3CQ 3DQ 4DQ 4EQ 5CQ)	41N3135	**
4	Cover (all models)	39M0465	*
5	Memory module, 256MB, DDR2 SDRAM, NP (PC 3200) (models CTO A1U A1S A2U A2F A3U A3F B1U B1F B2U B2F B3K 11U 13S 14U 14F 15U 15F 16U 17U 18U 19S 19Y 19K 31S 32U 32F 33U 33F 34U 35U 36G 41S 42U 42F 43U 43F 44U 45U 46G 51S 52U 52F 53U 53F 54U 55U 56G E1G F1G E2K F2K A1P A2P A4P 13P 13Y 14P 16S 19P 1AP 1BP 31P 31Y 34S 34P 36A 36Q 36T 41P 41Y 42P 44S 51Y 54S)	73P3220	*
5	Memory module, 512MB, DDR2 SDRAM, NP (PC 3200) (models CTO)	73P3222	*
5	Memory module, 1GB, DDR2 SDRAM, NP (PC 3200) (models CTO)	73P3224	*
5	Memory module, 256MB, DDR2 SDRAM, NP (PC 4200) (models CTO A5P A6U A7U A7F A7P A8U A8F B4U B4F B5U B5F B6K 1CU 1CF 1DS 1DP 1DY 1QQ 1EU 1EF 1EP 1FU 1FF 1GU 1GF 1GS 1HU 1HF 1JU 1JF 1KK 1LP 1MP 1NS 1NP 1NY 1PQ 37S 37P 37Y 38U 38F 39U 39F 3AU 3AF 3AS 3AP 3BU 3BF 3CG 3CA 3CQ 3CT 3DA 3DQ 3DT 47S 47P 47Y 48U 48F 48P 49U 49F 4AU 4AF 4AS 4BU 4BF 4CG 4DA 4DQ 4DT 57S 57Y 58U 58F 59U 59F 5AU 5AF 5AS 5BU 5BF D1U D1F E3U E3F E3K E4G F3U F3F F3K D2G 21A 21Q 21T 22A 22Q 22T)	30R5120	*
5	Memory module, 512MB, DDR2 SDRAM, NP (PC 4200) (models CTO 4EA 4EQ 4ET 5CA 5CQ 5CT 23K 24K)	30R5121	*
5	Memory module, 1GB, DDR2 SDRAM, NP (PC 4200) (models CTO)	30R5122	*
6	Heat sink (all models)	89P6729	*
7	System board, 10/100 Enet with no PCIe-16X slot (models 21A 21Q 21T 22A 22Q 22T CTO A1U A1S A2U A2F A3U A3F B1U B1F B2U B2F B3K 13S 14U 14F 15U 15F19S 19Y 19K 31S 32U 32F 33U 33F 36G 41S 42U 42F 43U 43F 46G 51S 52U 52F 53U 53F 56G E1G F1G C1U C2U A1P A2P A4P 13P 13Y 14P 19P 1AP 1BP 31P 31Y 36A 36Q 36T 41P 41Y 42P 51Y A5P A6U A7U A7F A7P A8U A8F B4U B4F B5U B5F B6K 1DS 1DP 1DY 1QQ 1EU 1EF 1EP 1FU 1FF 1KK 1LP 1MP 1NS 1NP 1NY 37S 37P 37Y 38U 38F 39U 39F 3CG 3CA 3CQ 3CT 3DA 3DQ 3DT 47S 47P 47Y 48U 48F 48P 49U 49F 4CG 4DA 4DQ 4DT 4EA 4EQ 4ET 57S 57Y 58U 58F 59U 59F E4G C8U C9U D2G)	41T3045	N
7	System board, 10/1000 Enet with PCIe-16X slot (models CTO 11U 16U 17U 18U 34U 35U 44U 45U 54U 55U C3U C4U C5U C6U C7U E2K F2K 16S 34S 34P 44S 54S 1CU 1CF 1GU 1GF 1GS 1HU 1HF 1JU 1JF 1PQ 3AU 3AF 3AS 3AP 3BU 3BF 4AU 4AF 4AS 4BU 4BF 5AU 5AF 5AS 5BU 5BF 5CA 5CQ 5CT D1U D1F E3U E3F E3K F3U F3F F3K CAU CBU CCU CDU CEU CFU CGU CHU 23K 24K)	41T3044	N
7	System board, Barbados 915GV, 10/100 Enet with no PCIe-16X slot (models 21A 21Q 21T 22A 22Q 22T CTO A1U A1S A2U A2F A3U A3F B1U B1F B2U B2F B3K 13S 14U 14F 15U 15F19S 19Y 19K 31S 32U 32F 33U 33F 36G 41S 42U 42F 43U 43F 46G 51S 52U 52F 53U 53F 56G E1G F1G C1U C2U A1P A2P A4P 13P 13Y 14P 19P 1AP 1BP 31P 31Y 36A 36Q 36T 41P 41Y 42P 51Y A5P A6U A7U A7F A7P A8U A8F B4U B4F B5U B5F B6K 1DS 1DP 1DY 1QQ 1EU 1EF 1EP 1FU 1FF 1KK 1LP 1MP 1NS 1NP 1NY 37S 37P 37Y 38U 38F 39U 39F 3CG 3CA 3CQ 3CT 3DA 3DQ 3DT 47S 47P 47Y 48U 48F 48P 49U 49F 4CG 4DA 4DQ 4DT 4EA 4EQ 4ET 57S 57Y 58U 58F 59U 59F E4G C8U C9U D2G)	53Y8357	N
8	Microprocessor, Celeron 2.53GHz, 533 FSB, 256KB L2 (models CTO A4P)	29R7215	**
8	Microprocessor, Celeron 2.53GHz, 533 FSB, 256KB L2 (models CTO A5P)	39J9397	**

Item #	8124 FRUs	FRU#	CRU
8	Microprocessor, Celeron 2.66GHz, 533 FSB, 256KB L2 (models CTO C1U)	29R7217	**
8	Microprocessor, Celeron 2.66GHz, 533 FSB, 256KB L2 (models CTO C8U)	39J9399	**
8	Microprocessor, Celeron 2.80GHz, 533 FSB, 256KB L2 (models CTO A1U A1S A2U A2F A3U A3F C2U A1P A2P)	29R7219	**
8	Microprocessor, Celeron 2.80GHz, 533 FSB, 256KB L2 (models CTO A6U A7U A7F A7P A8U A8F C9U)	39J9401	**
8	Microprocessor, Celeron 2.93GHz, 533 FSB, 256KB L2 (models CTO)	29R7221	**
8	Microprocessor, Celeron 2.93GHz, 533 FSB, 256KB L2 (models CTO)	39J9403	**
8	Microprocessor, Celeron 3.06GHz, 533 FSB, 256KB L2 (models CTO B1U B1F B2U B2F B3K)	29R8208	**
8	Microprocessor, Celeron 3.06GHz, 533 FSB, 256KB L2 (models CTO B4U B4F B5U B5F B6K)	39J9405	**
8	Microprocessor, Celeron 3.2GHz, 533 FSB, 256KB L2 (models CTO)	41D0533	**
8	Microprocessor, Pentium 4 2.66GHz, 533 FSB, 1MB L2 (models CTO 11U 13S C3U 13P 13Y)	29R7223	**
8	Microprocessor, Pentium 4 2.66GHz, 533 FSB, 1MB L2 (models CTO 1CU 1CF 1DS 1DP 1DY 1QQ CAU)	41D0676	**
8	Microprocessor, Pentium 4 2.93GHz, 533 FSB, 1MB L2 (models CTO 14U 14F 15U 15F 16U 17U 18U 19S 19Y 19K C4U 14P 16S 19P 1AP 1BP)	29R7225	**
8	Microprocessor, Pentium 4 2.93GHz, 533 FSB, 1MB L2 (models CTO 1EU 1EF 1EP 1FU 1FF 1GU 1GF 1GS 1HU 1HF 1JU 1JF 1KK 1LP 1MP CBU)	41D0677	**
8	Microprocessor, Pentium 4 3.06GHz, 533 FSB, 1MB L2 (models CTO 1NS 1NP 1NY 1QQ)	41D0678	**
8	Microprocessor, Pentium 4 2.8GHz, 800 FSB, 1MB L2 (models CTO)	19R0495	**
8	Microprocessor, Pentium 4 2.8GHz, 800 FSB, 1MB L2 (models CTO 21A 21Q 21T 22A 22Q 22T 23K 24K)	39J9407	**
8	Microprocessor, Pentium 4 3.0GHz, 800 FSB, 1MB L2 (models CTO 31S 32U 32F 33U 33F 34U 35U 36G C5U 31P 31Y 34S 34P 36A 36Q 36T)	19R0496	**
8	Microprocessor, Pentium 4 3.0GHz, 800 FSB, 1MB L2 (models CTO 37S 37P 37Y 38U 38F 39U 39F 3AU 3AF 3AS 3AP 3BU 3BF 3CG 3CA 3CQ 3CT 3DA 3DQ 3DT CCU)	39J9409	**
8	Microprocessor, Pentium 4 3.2GHz, 800 FSB, 1MB L2 (models CTO 41S 42U 42F 43U 43F 44U 45U 46G C6U 41P 41Y 42P 44S)	19R0497	**
8	Microprocessor, Pentium 4 3.2GHz, 800 FSB, 1MB L2 (models CTO 47S 47P 47Y 48U 48F 48P 49U 49F 4AU 4AF 4AS 4BU 4BF 4CG 4DA 4DQ 4DT 4EA 4EQ 4ET CDU)	39J9411	**
8	Microprocessor, Pentium 4 3.4GHz, 800 FSB, 1MB L2 (models CTO 51S 52U 52F 53U 53F 54U 55U 56G C7U 51Y 54S)	19R0492	**
8	Microprocessor, Pentium 4 3.4GHz, 800 FSB, 1MB L2 (models CTO 57S 57Y 58U 58F 59U 59F 5AU 5AF 5AS 5BU 5BF 5CA 5CQ 5CT CEU)	39J9413	**
8	Microprocessor, Pentium 4 3.0GHz, 800 FSB, 2MB L2 (models CTO D1U D1F CFU D2G)	39J6589	**
8	Microprocessor, Pentium 4 3.2GHz, 800 FSB, 2MB L2 (models CTO E1G E2K E3U E3F E3K E4G CGU)	39J6591	**
8	Microprocessor, Pentium 4 3.4GHz, 800 FSB, 2MB L2 (models CTO F1G F2K F3U F3F F3K CHU)	39J6593	**
9	Front panel card Asm (all models)	26K1183	**

Item #	8124 FRUs	FRU#	CRU
10	Speaker Asm, Soldered Terminals (models CTO 36G 46G 56G E1G F1G 36A 36Q 36T 1NS 1NP 1NY 3CG 3CA 3CQ 3CT 3DA 3DQ 3DT 4CG 4DA 4DQ 4DT 4EA 4EQ 4ET 5CA 5CQ 5CT E4G D2G 21A 21Q 21T 22A 22Q 22T 23K 24K)	39P5023	*
11	Hard disk drive, 40GB, 7200RPM, Serial ATA (models CTO A1U A1S A2U A2F A3U A3F B1U B1F B2U B2F B3K 11U 13S 14U 14F 15U 15F 16U 17U 18U 19S 19Y 19K 31S 32U 32F 33U 33F 34U 35U 41S 42U 42F 43U 43F 44U 45U 51S 52U 52F 53U 53F 54U 55U E2K F2K A1P A2P A4P 13P 13Y 14P 16S 19P 31P 31Y 34S 34P 41P 41Y 42P 44S 51Y 54S A5P A6U A7U A7F A7P A8U A8F B4U B4F B5U B5F B6K 1CU 1CF 1DS 1DP 1DY 1EU 1EF 1EP 1FU 1FF 1GU 1GF 1GS 1HU 1HF 1JU 1JF 1KK 37S 37P 37Y 38U 38F 39U 39F 3AU 3AF 3AS 3AP 3BU 3BF 47S 47P 47Y 48U 48F 48P 49U 49F 4AU 4AF 4AS 4BU 4BF 57S 57Y 58U 58F 59U 59F 5AU 5AF 5AS 5BU 5BF D1U D1F E3U E3F E3K F3U F3F F3K)	71P7312	**
11	Hard disk drive, 40GB, 7200RPM, Serial ATA (models CTO A1U A1S A2U A2F A3U A3F B1U B1F B2U B2F B3K 11U 13S 14U 14F 15U 15F 16U 17U 18U 19S 19Y 19K 31S 32U 32F 33U 33F 34U 35U 41S 42U 42F 43U 43F 44U 45U 51S 52U 52F 53U 53F 54U 55U E2K F2K A1P A2P A4P 13P 13Y 14P 16S 19P 31P 31Y 34S 34P 41P 41Y 42P 44S 51Y 54S A5P A6U A7U A7F A7P A8U A8F B4U B4F B5U B5F B6K 1CU 1CF 1DS 1DP 1DY 1EU 1EF 1EP 1FU 1FF 1GU 1GF 1GS 1HU 1HF 1JU 1JF 1KK 37S 37P 37Y 38U 38F 39U 39F 3AU 3AF 3AS 3AP 3BU 3BF 47S 47P 47Y 48U 48F 48P 49U 49F 4AU 4AF 4AS 4BU 4BF 57S 57Y 58U 58F 59U 59F 5AU 5AF 5AS 5BU 5BF D1U D1F E3U E3F E3K F3U F3F F3K)	40Y8760	**
11	Hard disk drive, 40GB, 7200RPM, Serial ATA (models CTO A1U A1S A2U A2F A3U A3F B1U B1F B2U B2F B3K 11U 13S 14U 14F 15U 15F 16U 17U 18U 19S 19Y 19K 31S 32U 32F 33U 33F 34U 35U 41S 42U 42F 43U 43F 44U 45U 51S 52U 52F 53U 53F 54U 55U E2K F2K A1P A2P A4P 13P 13Y 14P 16S 19P 31P 31Y 34S 34P 41P 41Y 42P 44S 51Y 54S A5P A6U A7U A7F A7P A8U A8F B4U B4F B5U B5F B6K 1CU 1CF 1DS 1DP 1DY 1EU 1EF 1EP 1FU 1FF 1GU 1GF 1GS 1HU 1HF 1JU 1JF 1KK 37S 37P 37Y 38U 38F 39U 39F 3AU 3AF 3AS 3AP 3BU 3BF 47S 47P 47Y 48U 48F 48P 49U 49F 4AU 4AF 4AS 4BU 4BF 57S 57Y 58U 58F 59U 59F 5AU 5AF 5AS 5BU 5BF D1U D1F E3U E3F E3K F3U F3F F3K)	40Y9033	**
11	Hard disk drive, 80GB, 7200RPM, Serial ATA (models CTO 36G 46G 56G E1G F1G 1AP 1BP 36A 36Q 36T 1QQ 1LP 1MP 1NS 1NP 1NY 1PQ 3CG 3CA 3CQ 3CT 3DA 3DQ 3DT 4CG 4DA 4DQ 4DT 4EA 4EQ 4ET 5CA 5CQ 5CT E4G)	71P7293	**
11	Hard disk drive, 80GB, 7200RPM, Serial ATA (models CTO 36G 46G 56G E1G F1G 1AP 1BP 36A 36Q 36T 1QQ 1LP 1MP 1NS 1NP 1NY 1PQ 3CG 3CA 3CQ 3CT 3DA 3DQ 3DT 4CG 4DA 4DQ 4DT 4EA 4EQ 4ET 5CA 5CQ 5CT E4G D2G 21A 21Q 21T 22A 22Q 22T 24K)	40Y8761	**
11	Hard disk drive, 80GB, 7200RPM, Serial ATA (models CTO 36G 46G 56G E1G F1G 1AP 1BP 36A 36Q 36T 1QQ 1LP 1MP 1NS 1NP 1NY 1PQ 3CG 3CA 3CQ 3CT 3DA 3DQ 3DT 4CG 4DA 4DQ 4DT 4EA 4EQ 4ET 5CA 5CQ 5CT E4G D2G 21A 21Q 21T 22A 22Q 22T 24K)	40Y9034	**
11	Hard disk drive, 160GB, 7200RPM, Serial ATA (models CTO)	71P7297	**
11	Hard disk drive, 160GB, 7200RPM, Serial ATA (models CTO 23K)	40Y8762	**
12	Diskette drive, 1.44MB, 2-mode, w/o bezel (models CTO A1U A1S A2U A2F A3U A3F B1U B1F B2U B2F B3K 11U 13S 14U 14F 15U 15F 16U 17U 18U 19S 19Y 19K 31S 32U 32F 33U 33F 34U 35U 36G 41S 42U 42F 43U 43F 44U 45U 46G 51S 52U 52F 53U 53F 54U 55U 56G E1G F1G E2K F2K A1P A2P A4P 13P 13Y 14P 16S 19P 1AP 1BP 31P 31Y 34S 34P 36A 36Q 36T 41P 41Y 42P 44S 51Y 54S A5P A6U A7U A7F A7P A8U A8F B4U B4F B5U B5F B6K 1CU 1CF 1DS 1DP 1DY 1QQ 1EU 1EF 1EP 1FU 1FF 1GU 1GF 1GS 1HU 1HF 1JU 1JF 1KK 1LP 1MP 1NS 1NP 1NY 1PQ 37S 37P 37Y 38U 38F 39U 39F 3AU 3AF 3AS 3AP 3BU 3BF 3CG 3CA 3CQ 3CT 3DA 3DQ 3DT 47S 47P 47Y 48U 48F 48P 49U 49F 4AU 4AF 4AS 4BU 4BF 4CG 4DA 4DQ 4DT 4EA 4EQ 4ET 57S 57Y 58U 58F 59U 59F 5AU 5AF 5AS 5BU 5BF 5CA 5CQ 5CT D1U D1F E3U E3F E3K E4G F3U F3F F3K)	76H4091	*

Item #	8124 FRUs	FRU#	CRU
12	Diskette drive, 1.44MB, 3-mode, w/o bezel (models CTO A1U A1S A2U A2F A3U A3F B1U B1F B2U B2F B3K 11U 13S 14U 14F 15U 15F 16U 17U 18U 19S 19Y 19K 31S 32U 32F 33U 33F 34U 35U 36G 41S 42U 42F 43U 43F 44U 45U 46G 51S 52U 52F 53U 53F 54U 55U 56G E1G F1G E2K F2K A1P A2P A4P 13P 13Y 14P 16S 19P 1AP 1BP 31P 31Y 34S 34P 36A 36Q 36T 41P 41Y 42P 44S 51Y 54S A5P A6U A7U A7F A7P A8U A8F B4U B4F B5U B5F B6K 1CU 1CF 1DS 1DP 1DY 1QQ 1EU 1EF 1EP 1FU 1FF 1GU 1GF 1GS 1HU 1HF 1JU 1JF 1KK 1LP 1MP 1NS 1NP 1NY 1PQ 37S 37P 37Y 38U 38F 39U 39F 3AU 3AF 3AS 3AP 3BU 3BF 3CG 3CA 3CQ 3CT 3DA 3DQ 3DT 47S 47P 47Y 48U 48F 48P 49U 49F 4AU 4AF 4AS 4BU 4BF 4CG 4DA 4DQ 4DT 4EA 4EQ 4ET 57S 57Y 58U 58F 59U 59F 5AU 5AF 5AS 5BU 5BF 5CA 5CQ 5CT D1U D1F E3U E3F E3K E4G F3U F3F F3K)	24P3889	*
12	Diskette drive, 1.44MB, 3-mode, w/o bezel (models CTO A1U A1S A2U A2F A3U A3F B1U B1F B2U B2F B3K 11U 13S 14U 14F 15U 15F 16U 17U 18U 19S 19Y 19K 31S 32U 32F 33U 33F 34U 35U 36G 41S 42U 42F 43U 43F 44U 45U 46G 51S 52U 52F 53U 53F 54U 55U 56G E1G F1G E2K F2K A1P A2P A4P 13P 13Y 14P 16S 19P 1AP 1BP 31P 31Y 34S 34P 36A 36Q 36T 41P 41Y 42P 44S 51Y 54S A5P A6U A7U A7F A7P A8U A8F B4U B4F B5U B5F B6K 1CU 1CF 1DS 1DP 1DY 1QQ 1EU 1EF 1EP 1FU 1FF 1GU 1GF 1GS 1HU 1HF 1JU 1JF 1KK 1LP 1MP 1NS 1NP 1NY 1PQ D2G 21A 21Q 21T 22A 22Q 22T 23K 24K 37S 37P 37Y 38U 38F 39U 39F 3AU 3AF 3AS 3AP 3BU 3BF 3CG 3CA 3CQ 3CT 3DA 3DQ 3DT 47S 47P 47Y 48U 48F 48P 49U 49F 4AU 4AF 4AS 4BU 4BF 4CG 4DA 4DQ 4DT 4EA 4EQ 4ET 57S 57Y 58U 58F 59U 59F 5AU 5AF 5AS 5BU 5BF 5CA 5CQ 5CT D1U D1F E3U E3F E3K E4G F3U F3F F3K)	40Y9113	*
12	Diskette drive, 1.44MB, 3-mode, w/o bezel (models CTO A1U A1S A2U A2F A3U A3F B1U B1F B2U B2F B3K 11U 13S 14U 14F 15U 15F 16U 17U 18U 19S 19Y 19K 31S 32U 32F 33U 33F 34U 35U 36G 41S 42U 42F 43U 43F 44U 45U 46G 51S 52U 52F 53U 53F 54U 55U 56G E1G F1G E2K F2K A1P A2P A4P 13P 13Y 14P 16S 19P 1AP 1BP 31P 31Y 34S 34P 36A 36Q 36T 41P 41Y 42P 44S 51Y 54S A5P A6U A7U A7F A7P A8U A8F B4U B4F B5U B5F B6K 1CU 1CF 1DS 1DP 1DY 1QQ 1EU 1EF 1EP 1FU 1FF 1GU 1GF 1GS 1HU 1HF 1JU 1JF 1KK 1LP 1MP 1NS 1NP 1NY 1PQ D2G 21A 21Q 21T 22A 22Q 22T 23K 24K 37S 37P 37Y 38U 38F 39U 39F 3AU 3AF 3AS 3AP 3BU 3BF 3CG 3CA 3CQ 3CT 3DA 3DQ 3DT 47S 47P 47Y 48U 48F 48P 49U 49F 4AU 4AF 4AS 4BU 4BF 4CG 4DA 4DQ 4DT 4EA 4EQ 4ET 57S 57Y 58U 58F 59U 59F 5AU 5AF 5AS 5BU 5BF 5CA 5CQ 5CT D1U D1F E3U E3F E3K E4G F3U F3F F3K)	40Y9105	*
12	Diskette drive, 1.44MB, 3-mode, w/o bezel (models CTO A1U A1S A2U A2F A3U A3F B1U B1F B2U B2F B3K 11U 13S 14U 14F 15U 15F 16U 17U 18U 19S 19Y 19K 31S 32U 32F 33U 33F 34U 35U 36G 41S 42U 42F 43U 43F 44U 45U 46G 51S 52U 52F 53U 53F 54U 55U 56G E1G F1G E2K F2K A1P A2P A4P 13P 13Y 14P 16S 19P 1AP 1BP 31P 31Y 34S 34P 36A 36Q 36T 41P 41Y 42P 44S 51Y 54S A5P A6U A7U A7F A7P A8U A8F B4U B4F B5U B5F B6K 1CU 1CF 1DS 1DP 1DY 1QQ 1EU 1EF 1EP 1FU 1FF 1GU 1GF 1GS 1HU 1HF 1JU 1JF 1KK 1LP 1MP 1NS 1NP 1NY 1PQ D2G 21A 21Q 21T 22A 22Q 22T 23K 24K 37S 37P 37Y 38U 38F 39U 39F 3AU 3AF 3AS 3AP 3BU 3BF 3CG 3CA 3CQ 3CT 3DA 3DQ 3DT 47S 47P 47Y 48U 48F 48P 49U 49F 4AU 4AF 4AS 4BU 4BF 4CG 4DA 4DQ 4DT 4EA 4EQ 4ET 57S 57Y 58U 58F 59U 59F 5AU 5AF 5AS 5BU 5BF 5CA 5CQ 5CT D1U D1F E3U E3F E3K E4G F3U F3F F3K)	40Y9107	*
13	CD-ROM drive 48X (models CTO A1U A1S B3K 11U 13S 16U 17U 18U 19S 19Y 19K 31S 34U 35U 41S 44U 45U 51S 54U 55U E2K F2K A1P 13P 13Y 16S 19P 1BP 31P 31Y 34S 34P 41P 41Y 44S 51Y 54S)	26K5445	*
13	CD-ROM drive 48X (models CTO A1U A1S B3K 11U 13S 16U 17U 18U 19S 19Y 19K 31S 34U 35U 41S 44U 45U 51S 54U 55U E2K F2K A1P 13P 13Y 16S 19P 1BP 31P 31Y 34S 34P 41P 41Y 44S 51Y 54S)	71P7375	*
13	CD-ROM drive 48X (models CTO A1U A1S B3K 11U 13S 16U 17U 18U 19S 19Y 19K 31S 34U 35U 41S 44U 45U 51S 54U 55U E2K F2K A1P 13P 13Y 16S 19P 1BP 31P 31Y 34S 34P 41P 41Y 44S 51Y 54S)	71P7385	*

Item #	8124 FRUs	FRU#	CRU
13	CD-ROM drive 48X (models CTO A1U A1S B3K 11U 13S 16U 17U 18U 19S 19Y 19K 31S 34U 35U 41S 44U 45U 51S 54U 55U E2K F2K A1P 13P 13Y 16S 19P 1BP 31P 31Y 34S 34P 41P 41Y 44S 51Y 54S)	71P7377	*
8	CD-ROM drive 48X (models CTO A1U A1S B3K 11U 13S 16U 17U 18U 19S 19Y 19K 31S 34U 35U 41S 44U 45U 51S 54U 55U E2K F2K A1P 13P 13Y 16S 19P 1BP 31P 31Y 34S 34P 41P 41Y 44S 51Y 54S A6U B6K 1CU 1CF 1DS 1DP 1DY 1QQ 1GU 1GF 1GS 1HU 1HF 1JU 1JF 1KK 1MP 1NS 1NP 1NY 1PQ 37S 37P 37Y 3AU 3AF 3AS 3AP 3BU 3BF 3DA 3DQ 3DT 47S 47P 47Y 4AU 4AF 4AS 4BU 4BF 4DA 4DQ 4DT 57S 57Y 5AU 5AF 5AS 5BU 5BF D1U D1F E3U E3F E3K F3U F3F F3K 21A 21Q 21T 23K 24K)	40Y8925	*
8	CD-ROM drive 48X (models CTO A1U A1S B3K 11U 13S 16U 17U 18U 19S 19Y 19K 31S 34U 35U 41S 44U 45U 51S 54U 55U E2K F2K A1P 13P 13Y 16S 19P 1BP 31P 31Y 34S 34P 41P 41Y 44S 51Y 54S A6U B6K 1CU 1CF 1DS 1DP 1DY 1QQ 1GU 1GF 1GS 1HU 1HF 1JU 1JF 1KK 1MP 1NS 1NP 1NY 1PQ 37S 37P 37Y 3AU 3AF 3AS 3AP 3BU 3BF 3DA 3DQ 3DT 47S 47P 47Y 4AU 4AF 4AS 4BU 4BF 4DA 4DQ 4DT 57S 57Y 5AU 5AF 5AS 5BU 5BF D1U D1F E3U E3F E3K F3U F3F F3K 21A 21Q 21T 23K 24K)	40Y8929	*
8	CD-ROM drive 48X (models CTO A1U A1S B3K 11U 13S 16U 17U 18U 19S 19Y 19K 31S 34U 35U 41S 44U 45U 51S 54U 55U E2K F2K A1P 13P 13Y 16S 19P 1BP 31P 31Y 34S 34P 41P 41Y 44S 51Y 54S A6U B6K 1CU 1CF 1DS 1DP 1DY 1QQ 1GU 1GF 1GS 1HU 1HF 1JU 1JF 1KK 1MP 1NS 1NP 1NY 1PQ 37S 37P 37Y 3AU 3AF 3AS 3AP 3BU 3BF 3DA 3DQ 3DT 47S 47P 47Y 4AU 4AF 4AS 4BU 4BF 4DA 4DQ 4DT 57S 57Y 5AU 5AF 5AS 5BU 5BF D1U D1F E3U E3F E3K F3U F3F F3K 21A 21Q 21T 23K 24K)	40Y8807	*
13	CD-RW drive (48X/32X/48X) (models CTO)	71P7349	*
13	CD-RW drive (48X/32X/48X) (models CTO)	26K5401	*
13	CD-RW drive (48X/32X/48X) (models CTO)	40Y8901	*
13	DVD-ROM (16X/48X) - black (models CTO 36G 46G 56G 36A 36Q 36T)	71P7357	*
13	DVD-ROM (16X/48X) - black (models CTO 36G 46G 56G 36A 36Q 36T)	26K5435	*
13	DVD-ROM (16X/48X) - black (models CTO 36G 46G 56G 36A 36Q 36T D2G)	26K5385	*
13	DVD-ROM (16X/48X) - black (models CTO 36G 46G 56G 36A 36Q 36T 3CG 3CA 3CQ 3CT 4CG 4EA 4EQ 4ET 5CA 5CQ 5CT E4G D2G)	40Y8931	*
13	DVD-ROM (16X/48X) - black (models CTO 36G 46G 56G 36A 36Q 36T 3CG 3CA 3CQ 3CT 4CG 4EA 4EQ 4ET 5CA 5CQ 5CT E4G D2G)	40Y8933	*
13	DVD-ROM (16X/48X) - black (models CTO 36G 46G 56G 36A 36Q 36T 3CG 3CA 3CQ 3CT 4CG 4EA 4EQ 4ET 5CA 5CQ 5CT E4G)	40Y8935	*
13	CD-RW/DVD-ROM Combo drive (48X/32X/48X/16X Max) (models CTO E1G F1G)	26K5379	*
13	CD-RW/DVD-ROM Combo drive (48X/32X/48X/16X Max) (models CTO E1G F1G)	26K5429	*
13	CD-RW/DVD-ROM Combo drive (48X/32X/48X/16X Max) (models CTO E1G F1G 22A 22Q 22T)	40Y8919	*
13	Multiburner Plus (models CTO)	26K5441	*
13	Multiburner Plus (models CTO)	40Y8799	*

The FRUs listed in the following table are not illustrated.

8124 FRUs	FRU#	CRU
Shield, 5.25 EMC (all models)	39M0460	*

8124 FRUs	FRU#	CRU
Cable, SATA (18-inch RoHs) (all models)	26K1186	*
Hard disk drive mounting bracket (all models)	39M0461	*
Cable, serial (all models)	39K5021	*
EMC shield, diskette drive (all models)	39M0464	*
Cable, diskette drive (RoHs) (all models)	26K1184	*
Fan duct Asm (all models)	39M0470	**
Power switch/LED Asm (all models)	39M0471	**
Device retaining clips (all models)	39M0473	*
Shield, system board (all models)	39M0474	N
Miscellaneous hardware kit (all models)	39M0477	**
Cable, 1394 panel mount (all models)	39M0478	**
RM kit (all models)	89P6725	N
Cable, 2-drop IDE (all models)	39M0516	*
Tray, Hard disk drive w/screws (all models)	39M0491	*
Miscellaneous screw kit (all models)	41R2477	*
Battery, 3.0V (all models)	33F8354	*

8124 Keyboard (Preferred Pro, Fullsize, Stealth black)	FRU#	CRU
US English (models CTO A1U A2U A3U B1U B2U 11U 14U 15U 16U 17U 18U 32U 33U 34U 35U 36G 42U 43U 44U 45U 46G 52U 53U 54U 55U 56G E1G F1G 36A 36Q A6U A7U A8U B4U B5U 1CU 1QQ 1EU 1FU 1GU 1HU 1JU 1PQ 38U 39U 3AU 3BU 3CG 3CA 3CQ 3DA 3DQ 48U 49U 4AU 4BU 4CG 4DA 4DQ 4EA 4EQ 58U 59U 5AU 5BU 5CA 5CQ D1U E3U E4G F3U D2G 21A 21Q 22A 22Q)	89P8300	*
Arabic (models CTO-G 36G 46G 56G E1G F1G 3CG 4CG E4G D2G)	89P8301	*
Belgian/French (models CTO-G 36G 46G 56G E1G F1G 3CG 4CG E4G D2G)	89P8302	*
Belgian/UK (models CTO-G 36G 46G 56G E1G F1G 3CG 4CG E4G D2G)	89P8303	*
Bulgarian (models CTO-G 36G 46G 56G E1G F1G 3CG 4CG E4G D2G)	89P8305	*
Chinese/US (models CTO-A)	89P8306	*
Czech (models CTO-G 36G 46G 56G E1G F1G 3CG 4CG E4G D2G)	89P8307	*
Danish (models CTO-G 36G 46G 56G E1G F1G 3CG 4CG E4G D2G)	89P8308	*
Dutch (models CTO-G 36G 46G 56G E1G F1G 3CG 4CG E4G D2G)	89P8309	*
French (models CTO-G 36G 46G 56G E1G F1G 3CG 4CG E4G D2G)	89P8310	*
French Canadian 445 (models CTO-U A2F A3F B1F B2F 14F 15F 32F 33F 42F 43F 52F 53F A7F A8F B4F B5F 1CF 1EF 1FF 1GF 1HF 1JF 38F 39F 3AF 3BF 48F 49F 4AF 4BF 58F 59F 5AF 5BF D1F E3F F3F)	89P8311	*
French Canadian 58 (models CTO-U A2F A3F B1F B2F 14F 15F 32F 33F 42F 43F 52F 53F A7F A8F B4F B5F 1CF 1EF 1FF 1GF 1HF 1JF 38F 39F 3AF 3BF 48F 49F 4AF 4BF 58F 59F 5AF 5BF D1F E3F F3F)	89P8312	*
German (models CTO-G 36G 46G 56G E1G F1G 3CG 4CG E4G D2G)	89P8313	*
Greek (models CTO-G 36G 46G 56G E1G F1G 3CG 4CG E4G D2G)	89P8314	*
Hebrew (models CTO-G 36G 46G 56G E1G F1G 3CG 4CG E4G D2G)	89P8315	*
Hungarian (models CTO-G 36G 46G 56G E1G F1G 3CG 4CG E4G D2G)	89P8316	*
Iceland (models CTO-G 36G 46G 56G E1G F1G 3CG 4CG E4G D2G)	89P8317	*

8124 Keyboard (Preferred Pro, Fullsize, Stealth black)	FRU#	CRU
Italian 141 (models CTO-G 36G 46G 56G E1G F1G 3CG 4CG E4G D2G)	89P8318	*
Italian 142 (models CTO-G 36G 46G 56G E1G F1G 3CG 4CG E4G D2G)	89P8319	*
Korean (models 19K B3K E2K F2K B6K 1KK E3K F3K 23K 24K)	89P8321	*
LA Spanish (models A1S 13S19S 19Y 31S 41S 51S 13Y 16S 31Y 34S 41Y 44S 51Y 54S 1DS 1DY 1GS 1NS 1NY 37S 37Y 3AS 47S 47Y 4AS 57S 57Y 5AS)	89P8322	*
Norwegian (models CTO-G 36G 46G 56G E1G F1G 3CG 4CG E4G D2G)	89P8323	*
Polish (models CTO-G 36G 46G 56G E1G F1G 3CG 4CG E4G D2G)	89P8324	*
Portuguese (models CTO-G 36G 46G 56G E1G F1G 3CG 4CG E4G D2G)	89P8325	*
Romanian (models CTO-G 36G 46G 56G E1G F1G 3CG 4CG E4G D2G)	89P8326	*
Russian (models CTO-G 36G 46G 56G E1G F1G 3CG 4CG E4G D2G)	89P8327	*
Russian/Cyrillic (models CTO-G 36G 46G 56G E1G F1G 3CG 4CG E4G D2G)	89P8328	*
Serbian/Cyrillic (models CTO-G 36G 46G 56G E1G F1G 3CG 4CG E4G D2G)	89P8329	*
Slovak (models CTO-G 36G 46G 56G E1G F1G 3CG 4CG E4G D2G)	89P8330	*
Spanish (models CTO-G 36G 46G 56G E1G F1G 3CG 4CG E4G D2G)	89P8331	*
Swedish/Finn (models CTO-G 36G 46G 56G E1G F1G 3CG 4CG E4G D2G)	89P8332	*
Swiss F/G (models CTO-G 36G 46G 56G E1G F1G 3CG 4CG E4G D2G)	89P8333	*
Thailand (models CTO-A 36T 3CT 3DT 4DT 4ET 5CT 21T 22T)	89P8334	*
Turkish 440 (models CTO-G 36G 46G 56G E1G F1G 3CG 4CG E4G D2G)	89P8335	*
Turkish 179 (models CTO-G 36G 46G 56G E1G F1G 3CG 4CG E4G D2G)	89P8336	*
UK English (models CTO-G 36G 46G 56G E1G F1G 3CG 4CG E4G D2G)	89P8337	*
US Euro (models CTO-G 36G 46G 56G E1G F1G 3CG 4CG E4G D2G)	89P8338	*
Yugoslav/Latin (models CTO-G 36G 46G 56G E1G F1G 3CG 4CG E4G D2G)	89P8339	*
Brazil/Portuguese (models CTO-L A1P A2P A4P 13P 14P 19P 1AP 1BP 31P 34P 41P 42P A5P A7P 1DP 1EP 1LP 1MP 1NP 37P 3AP 47P 48P)	89P8304	*

8124 mice	FRU#	CRU
Mouse, PS/2 2-Button (Black) (models CTO)	24P0383	*
Mouse, PS/2 3-Button (Ball) Wheel (models CTO)	24P0491	*
Mouse, Scrollpoint Optical, USB (models CTO)	24P0499	*
Mouse, Optical Wheelmouse, USB (models CTO A1U A1S A2U A2F A3U A3F B1U B1F B2U B2F B3K 11U 13S 14U 14F 15U 15F 16U 17U 18U 19S 19Y 19K 31S 32U 32F 33U 33F 34U 35U 36G 41S 42U 42F 43U 43F 44U 45U 46G 51S 52U 52F 53U 53F 54U 55U 56G E1G F1G E2K F2K A1P A2P A4P 13P 13Y 14P 16S 19P 1AP 1BP 31P 31Y 34S 34P 36A 36Q 36T 41P 41Y 42P 44S 51Y 54S A5P A6U A7U A7F A7P A8U A8F B4U B4F B5U B5F B6K 1CU 1CF 1DS 1DP 1DY 1QQ 1EU 1EF 1EP 1FU 1FF 1GU 1GF 1GS 1HU 1HF 1JU 1JF 1KK 1LP 1MP 1NS 1NP 1NY 1PQ D2G 21A 21Q 21T 22A 22Q 22T 23K 24K 37S 37P 37Y 38U 38F 39U 39F 3AU 3AF 3AS 3AP 3BU 3BF 3CG 3CA 3CQ 3CT 3DA 3DQ 3DT 47S 47P 47Y 48U 48F 48P 49U 49F 4AU 4AF 4AS 4BU 4BF 4CG 4DA 4DQ 4DT 4EA 4EQ 4ET 57S 57Y 58U 58F 59U 59F 5AU 5AF 5AS 5BU 5BF 5CA 5CQ 5CT D1U D1F E3U E3F E3K E4G F3U F3F F3K)	89P5089	*

8124 Adapters and miscellaneous FRUs	FRU#	CRU
PCI Modem Card (Soft), ATX V.90 (models CTO A1U A1S 17U 19S 19Y 19K A1P A4P 19P A5P A6U 1HU 1HF 1KK)	22P7943	*
64MB PCIe Adapter, Dual VGA (models CTO)	19R0849	*

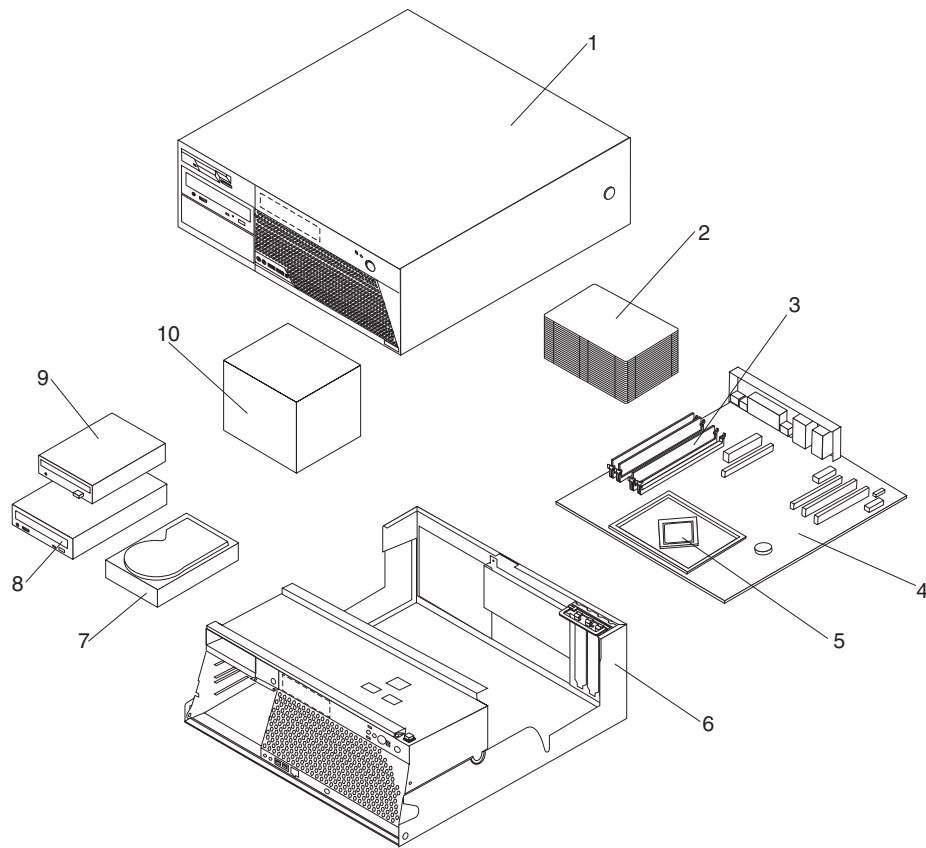
8124 Adapters and miscellaneous FRUs	FRU#	CRU
128MB PCIe Adapter, Dual VGA, DVI-I, TV out (models CTO)	19R1452	*
PCI-E Daughter Card, DVI-D (models CTO)	19R2374	*
Net Adapter, Intel Pro/1000T PCI (ATX) (models CTO)	22P6509	*
1394 Firewire PCI, LP (ATX) (models CTO)	73P2608	*
Speakers, Jazz Infinity Active T1 (Black) (models CTO)	25P4726	*
RJ11 Connector adapter (Spain, Ireland) (all "G" models)	60H6043	*
RJ11 Connector adapter (Austria) (all "G" models)	60H6045	*
RJ11 Connector adapter (Belgium) (all "G" models)	60H6046	*
RJ11 Connector adapter (Denmark) (all "G" models)	60H6047	*
RJ11 Connector adapter (Norway/Finland) (all "G" models)	60H6048	*
RJ11 Connector adapter (France) (all "G" models)	60H6049	*
RJ11 Connector adapter (Germany) (all "G" models)	60H6050	*
RJ11 Connector adapter (UK,NZ, HK) (all "G" "M" "B" "H" models)	60H6051	*
RJ11 Connector adapter (Italy) (all "G" models)	60H6052	*
RJ11 Connector adapter (Netherlands) (all "G" models)	60H6053	*
RJ11 Connector adapter (Sweden) (all "G" models)	60H6054	*
RJ11 Connector adapter (Switzerland) (all "G" models)	60H6055	*

8124 Power Cords	FRU#	CRU
Power cord (models A1U A1S A2U A2F A3U A3F B1U B1F B2U B2F 11U 13S 14U 14F 15U 15F 16U 17U 18U 19S 19Y 31S 32U 32F 33U 33F 34U 35U 36G 41S 42U 42F 43U 43F 44U 45U 46G 51S 52U 52F 53U 53F 54U 55U 56G E1G F1G C1U C2U C3U C4U C5U C6U C7U A1P A2P A4P 13P 14P 16S 19P 1AP 1BP 31P 34S 34P 36A 36T 41P 42P 44S 54S A5P A6U A7U A7F A7P A8U A8F B4U B4F B5U B5F 1CU 1CF 1DS 1DP 1EU 1EF 1EP 1FU 1FF 1GU 1GF 1GS 1HU 1HF 1JU 1JF 1LP 1MP 1NS 1NP 37S 37P 38U 38F 39U 39F 3AU 3AF 3AS 3AP 3BU 3BF 3CG 3CA 3CT 3DA 3DT D2G 21A 21T 22A 22T 47S 47P 48U 48F 48P 49U 49F 4AU 4AF 4AS 4BU 4BF 4CG 4DA 4DT 4EA 4ET 57S 58U 58F 59U 59F 5AU 5AF 5AS 5BU 5BF 5CA 5CT D1U D1F E3U E3F E4G F3U F3F C8U C9U CAU CBU CCU CDU CEU CFU CGU CHU)	6952301	*
Power cord (EMEA, ANZ, ASEAN Eng, Korea) (models 36G 46G 56G E1G F1G E2K F2K B3K 19K B6K 1KK 3CG 4CG E3K E4G F3K D2G 23K 24K)	13F9978	*
Power cord (EMEA, ANZ, ASEAN Eng, HK Eng) (models 36G 46G 56G E1G F1G 3CG 4CG E4G D2G)	14F0032	*
Power cord (EMEA) (models 36G 46G 56G E1G F1G 3CG 4CG E4G D2G)	13F9996	*
Power cord (EMEA, LA) (models A1S 13S19S 19Y 19K 31S 36G 41S 46G 51S 56G E1G F1G A1P A2P A4P 13P 13Y 14P 16S 19P 1AP 1BP 31P 31Y 34S 34P 41P 41Y 42P 44S 51Y 54S A5P A7P 1DS 1DP 1DY 1EP 1GS 1LP 1MP 1NS 1NP 1NY 37S 37P 37Y 3AS 3AP 3CG 47S 47P 47Y 48P 4AS 4CG 57S 57Y 5AS E4G D2G)	14F0068	*
Power cord (APU) (models 13Y 31Y 41Y 51Y 1DY 1NY 37Y 47Y 57Y)	36L8879	*
Power cord (EMEA) (models 36G 46G 56G E1G F1G 3CG 4CG E4G D2G)	14F0086	*
Power cord (EMEA, ANZ, ASEAN Eng) (models 36G 46G 56G E1G F1G 3CG 4CG E4G D2G)	14F0014	*
Power cord (EMEA) (models 36G 46G 56G E1G F1G 3CG 4CG E4G D2G)	14F0050	*
Power cord (India) (models 36Q 1QQ 1PQ 3CQ 3DQ 4DQ 4EQ 5CQ 21Q 22Q)	49P2078	*

8124 Windows XP Home Recovery CDs	FRU #	CRU
US/UK/AP/TH (models A3U B2U 15U 33U 43U 53U A8U B5U 1FU 39U 49U 59U)	41D0550	*
FR/CF (models A3F B2F 15F 33F 43F 53F A8F B5F 1FF 39F 49F 59F)	41D0551	*
Korean (models B3K B6K)	39T9308	*

8124 Windows XP Pro Recovery CDs	FRU #	CRU
US/UK/AP/TH (models A1U A2U B1U 11U 14U 16U 17U 18U 32U 34U 35U 36G 42U 44U 45U 46G 52U 54U 55U 56G E1G F1G 36A 36Q 36T A6U A7U B4U 1CU 1QQ 1EU 1GU 1HU 1JU 1PQ 38U 3AU 3BU 3CG 3CA 3CQ 3CT 3DA 3DQ 3DT 48U 4AU 4BU 4CG 4DA 4DQ 4DT 4EA 4EQ 4ET 58U 5AU 5BU 5CA 5CQ 5CT D1U E3U E4G F3U D2G 21A 21Q 21T 22A 22Q 22T)	41D0598	*
FR/CF (models A2F B1F 14F 32F 36G 42F 46G 52F 56G E1G F1G A7F B4F 1CF 1EF 1GF 1HF 1JF 38F 3AF 3BF 3CG 48F 4AF 4BF 4CG 58F 5AF 5BF D1F E3F E4G F3F D2G)	41D0599	*
GR (models 36G 46G 56G E1G F1G 3CG 4CG E4G D2G)	41D0600	*
IT (models 36G 41S 46G 51S 56G E1G F1G 3CG 4CG E4G D2G)	41D0602	*
BR (models A1P A2P A4P 13P 14P 19P 1AP 1BP 31P 34P 41P 42P 3CG 48P)	41D0603	*
SP/LA (models 36G 46G 56G E1G F1G 13Y 16S 31Y 34S 41Y 44S 51Y 54S A1S 13S 19S 19Y 31S 1DS 1DY 1GS 1NS 1NY 37S 37Y 3AS 3CG 47S 47Y 4AS 4CG 57S 57Y 5AS E4G D2G)	41D0601	*
DK (models 36G 46G 56G E1G F1G 3CG 4CG E4G D2G)	41D0605	*
NL (models 36G 46G 56G E1G F1G 3CG 4CG E4G D2G)	39J8526	*
AE (models 36G 46G 56G E1G F1G 3CG 4CG E4G D2G)	39J8530	*
SV (models 36G 46G 56G E1G F1G 3CG 4CG E4G D2G)	41D0604	*
HE (models 36G 46G 56G E1G F1G 3CG 4CG E4G D2G)	39J8527	*
FI (models 36G 46G 56G E1G F1G 3CG 4CG E4G D2G)	39J8524	*
NO (models 36G 46G 56G E1G F1G 3CG 4CG E4G D2G)	39J8525	*
PL (models 36G 46G 56G E1G F1G 3CG 4CG E4G D2G)	39J8528	*
PO (models 36G 46G 56G E1G F1G 3CG 4CG E4G D2G)	39J8534	*
RU (models 36G 46G 56G E1G F1G 3CG 4CG E4G D2G)	41D1954	*
RE (models 36G 46G 56G E1G F1G 3CG 4CG E4G D2G)	41D1953	*
HU (models 36G 46G 56G E1G F1G 3CG 4CG E4G D2G)	39J8533	*
CZ (models 36G 46G 56G E1G F1G 3CG 4CG E4G D2G)	39J8529	*
TR (models 36G 46G 56G E1G F1G 3CG 4CG E4G D2G)	39J8532	*
GK (models 36G 46G 56G E1G F1G 3CG 4CG E4G D2G)	39J8535	*
SL (models 36G 46G 56G E1G F1G 3CG 4CG E4G D2G)	39J8536	*
KR (models 19K E2K F2K 1KK E3K F3K 23K 24K)	40Y3815	*
Multilingual 1 (models 36G 46G 56G E1G F1G 3CG 4CG E4G D2G)	39J8537	*
Multilingual 2 (models 36G 46G 56G E1G F1G 3CG 4CG E4G D2G)	39J8538	*

Machine Type 8129



Item #	8129 FRUs	FRU#	CRU
1	Top Cover Asm (all models)	89P6730	*
2	Heat sink (all models)	89P6729	**
3	Memory module, 256MB, DDR2 SDRAM, NP (PC 3200) (models 71G 72G 73G CTO)	73P3220	*
3	Memory module, 512MB, DDR2 SDRAM, NP (PC 3200) (models CTO)	73P3222	*
3	Memory module, 1GB, DDR2 SDRAM, NP (PC 3200) (models CTO)	73P3224	*
3	Memory module, 256MB, DDR2 SDRAM, NP (PC 4200) (models CTO A1G 11U 12U 13U 14U 21U D1U D2U E1U)	30R5120	*
3	Memory module, 512MB, DDR2 SDRAM, NP (PC 4200) (models CTO)	30R5121	*
3	Memory module, 1GB, DDR2 SDRAM, NP (PC 4200) (models CTO)	30R5122	*
4	System board, 10/100 Enet with no PCIe-16X slot (models 71G 72G 73G CTO A1G 11U 12U 13U 14U)	41T3045	**
4	System board, Barbados 915GV, 10/100 Enet with no PCIe-16X slot (models 71G 72G 73G CTO A1G 11U 12U 13U 14U)	53Y8357	N
4	System board, Barbados 915G, 10/1000 Enet with PCIe-16X slot (models CTO 21U D1U D2U E1U C1U C2U C3U C4U C5U C6U)	53Y8355	N
4	System board, 10/1000 Enet with PCIe-16X slot (models CTO 21U D1U D2U E1U C1U C2U C3U C4U C5U C6U)	41T3044	**
5	2.53 GHZ Celeron, 533 FSB (models CTO)	29R7215	**
5	2.53 GHZ Celeron, 533 FSB (models CTO)	39J9397	**

Item #	8129 FRUs	FRU#	CRU
5	2.66 GHZ Celeron, 533 FSB (models CTO 71G)	29R7217	**
5	2.66 GHZ Celeron, 533 FSB (models CTO)	39J9399	**
5	2.8 GHZ Celeron, 533 FSB (models CTO 72G)	29R7219	**
5	2.8 GHZ Celeron, 533 FSB (models CTO)	39J9401	**
5	2.93 GHZ Celeron, 533 FSB (models CTO 73G)	29R7221	**
5	2.93 GHZ Celeron, 533 FSB (models CTO)	39J9403	**
5	3.06 GHZ Celeron, 533 FSB (models CTO)	29R8208	**
5	3.06 GHZ Celeron, 533 FSB (models CTO A1G)	39J9405	**
5	3.2 GHZ Celeron, 533 FSB (models CTO)	41D0533	**
5	2.66GHZ P4, 533 FSB (models CTO)	29R7223	**
5	2.66GHZ P4, 533 FSB (models CTO)	41D0676	**
5	2.93GHZ P4, 533 FSB (models CTO)	29R7225	**
5	2.93GHZ P4, 533 FSB (models CTO 11U 12U C1U)	41D0677	**
5	3.06GHZ P4, 533 FSB (models CTO 13U 14U C2U)	41D0678	**
5	2.8 GHZ P4, 800 FSB (models CTO)	19R0495	**
5	2.8 GHZ P4, 800 FSB (models CTO)	39J9407	**
5	3.0GHZ P4, 800 FSB (models CTO)	19R0496	**
5	3.0GHZ P4, 800 FSB (models CTO)	39J9409	**
5	3.2GHZ P4, 800 FSB (models CTO)	19R0497	**
5	3.2GHZ P4, 800 FSB (models CTO)	39J9411	**
5	3.4GHZ P4, 800 FSB (models CTO)	19R0492	**
5	3.4GHZ P4, 800 FSB (models CTO)	39J9413	**
5	3.0GHZ P4, 800MHz,2MB HT, Mainstream FMB (models CTO D1U D2U C4U)	39J6589	**
5	3.2GHZ P4, 800MHz,2MB HT, Mainstream FMB (models CTO E1U C5U)	39J6591	**
5	3.4GHZ P4, 800MHz,2MB HT, Mainstream FMB (models CTO C6U)	39J6593	**
6	Chassis and top cover kit (all models)	39K5053	**
7	Hard disk drive 40GB 7200 rpm Serial ATA (models 71G 72G 73G CTO)	71P7312	*
7	Hard disk drive 40GB 7200 rpm Serial ATA (models 71G 72G 73G CTO 11U 12U 13U 14U 21U D1U)	40Y8760	*
7	Hard disk drive 40GB 7200 rpm Serial ATA (models 71G 72G 73G CTO 11U 12U 13U 14U 21U D1U)	40Y9033	*
7	Hard disk drive 80GB 7200 rpm Serial ATA (models CTO-G)	71P7293	*
7	Hard disk drive 80GB 7200 rpm Serial ATA (models CTO A1G D2U E1U)	40Y8761	*
7	Hard disk drive 80GB 7200 rpm Serial ATA (models CTO A1G D2U E1U)	40Y9034	*
7	Hard disk drive 160GB 7200 rpm Serial ATA (models CTO)	71P7297	*
7	Hard disk drive 160GB 7200 rpm Serial ATA (models CTO)	40Y8762	*
8	CD-ROM drive 48X (models 71G 72G 73G CTO)	26K5445	*
8	CD-ROM drive 48X (models 71G 72G 73G CTO)	71P7375	*
8	CD-ROM drive 48X (models 71G 72G 73G CTO)	71P7385	*
8	CD-ROM drive 48X (models 71G 72G 73G CTO)	71P7377	*
8	CD-ROM drive 48X (models 71G 72G 73G CTO 11U 13U 21U D1U)	40Y8925	*

Item #	8129 FRUs	FRU#	CRU
8	CD-ROM drive 48X (models 71G 72G 73G CTO 11U 13U 21U D1U)	40Y8929	*
8	CD-ROM drive 48X (models 71G 72G 73G CTO 11U 13U 21U D1U)	40Y8807	*
8	CD-RW drive (48X/32X/48X) (models CTO)	71P7349	*
8	CD-RW drive (48X/32X/48X) (models CTO)	26K5401	*
8	CD-RW drive (48X/32X/48X) (models CTO 12U 14U D2U)	40Y8901	*
8	DVD-ROM (16X/48X) - black (models CTO)	71P7357	*
8	DVD-ROM (16X/48X) - black (models CTO)	26K5435	*
8	DVD-ROM (16X/48X) - black (models CTO)	26K5385	*
8	DVD-ROM (16X/48X) - black (models CTO A1G)	40Y8931	*
8	DVD-ROM (16X/48X) - black (models CTO A1G)	40Y8933	*
8	DVD-ROM (16X/48X) - black (models CTO A1G)	40Y8935	*
8	CD-RW/DVD-ROM Combo drive (48X/32X/48X/16X Max) (models CTO)	26K5379	*
8	CD-RW/DVD-ROM Combo drive (48X/32X/48X/16X Max) (models CTO)	26K5429	*
8	CD-RW/DVD-ROM Combo drive (48X/32X/48X/16X Max) (models CTO E1U)	40Y8919	*
8	Multiburner Plus (models CTO)	26K5441	*
8	Multiburner Plus (models CTO)	4Y8799	*
9	3.5" 1.44MB 2-MODE FDD wo/Bezel (models 71G 72G 73G CTO)	76H4091	*
9	3.5" 1.44MB 3-MODE FDD (wo/Bezel) (models CTO 71G 72G 73G)	24P3889	*
9	3.5" 1.44MB 2-MODE FDD (w/Bezel) (models 71G 72G 73G CTO A1G 11U 12U 13U 14U 21U D1U D2U E1U)	40Y9113	*
9	3.5" 1.44MB 2-MODE FDD (w/Bezel) (models 71G 72G 73G CTO A1G 11U 12U 13U 14U 21U D1U D2U E1U)	40Y9105	*
9	3.5" 1.44MB 2-MODE FDD (w/Bezel) (models 71G 72G 73G CTO A1G 11U 12U 13U 14U 21U D1U D2U E1U)	40Y9107	*
10	Power Supply 310 Watt (models 71G 72G 73G CTO A1G 11U 12U 13U 14U 21U D1U D2U E1U C1U C2U C3U C4U C5U C6U)	24R2574	**
10	Power Supply 310 Watt, robust (models CTO-L CTO-A)	24R2578	**

The FRUs listed in the following table are not illustrated.

8129 FRUs	FRU#	CRU
Hard disk drive Mounting Brkt Asm (all models)	88P5916	*
Speaker Asm, internal (models 71G 72G 73G CTO A1G)	00N5151	*
Speaker Asm, internal, RoHS Compliant (models 71G 72G 73G CTO A1G)	39M0614	*
Cable, Second Serial Port (all models)	49P4530	*
Retention module assembly - (all models)	89P6725	**
Device Retaining Clips (all models)	13N2449	*
Fan and Duct Asm (all models)	39K5014	*
Cable, SATA (all models)	89P6728	*
Bezel Kit (all models)	89P6731	*
Cable and Front USB/Audio Card (all models)	89P6733	**
Cable, 2-drop IDE (all models)	89P6734	*

8129 FRUs	FRU#	CRU
Cable, FDD (all models)	89P6735	*
Shield, Blank 5.25 (all models)	89P6771	*
Shield, Blank FDD (all models)	89P6736	*
Miscellaneous Hardware kit (all models)	89P6737	*
Universal Adapter Bracket 5.25 to 3.5, No Bezel (for Hard disk drive)	32P4743	*
Cable, 1394 Front (all models)	89P6738	*
Cable, Power/LED (all models)	89P6739	*
System board shield (all models)	39K5049	**
Battery, 3.0V (all models)	33F8354	*

8129 Keyboards (Preferred Pro Fullsize, Stealth Black)	FRU#	CRU
US English (models 71G 72G 73G CTO A1G 11U 12U 13U 14U 21U D1U D2U E1U)	89P8300	*
Arabic (models 71G 72G 73G CTO-G A1G)	89P8301	*
Belgian/French (models 71G 72G 73G CTO-G A1G)	89P8302	*
Belgian/UK (models 71G 72G 73G CTO-G A1G)	89P8303	*
Brazil/Portuguese (models CTO-L)	89P8304	*
Bulgarian (models 71G 72G 73G CTO-G A1G)	89P8305	*
Chinese/US (models CTO-A)	89P8306	*
Czech (models 71G 72G 73G CTO-G A1G)	89P8307	*
Danish (models 71G 72G 73G CTO-G A1G)	89P8308	*
Dutch (models 71G 72G 73G CTO-G A1G)	89P8309	*
French (models 71G 72G 73G CTO-G A1G)	89P8310	*
French Canadian 445 (models CTO-U)	89P8311	*
French Canadian 58 (models CTO-U)	89P8312	*
German (models 71G 72G 73G CTO-G A1G)	89P8313	*
Greek (models 71G 72G 73G CTO-G A1G)	89P8314	*
Hebrew (models 71G 72G 73G CTO-G A1G)	89P8315	*
Hungarian (models 71G 72G 73G CTO-G A1G)	89P8316	*
Iceland (models 71G 72G 73G CTO-G A1G)	89P8317	*
Italian 141 (models 71G 72G 73G CTO-G A1G)	89P8318	*
Italian 142 (models 71G 72G 73G CTO-G A1G)	89P8319	*
LA Spanish (models CTO-L)	89P8322	*
Norwegian (models 71G 72G 73G CTO-G A1G)	89P8323	*
Polish (models 71G 72G 73G CTO-G A1G)	89P8324	*
Portuguese (models 71G 72G 73G CTO-G A1G)	89P8325	*
Romanian (models 71G 72G 73G CTO-G A1G)	89P8326	*
Russian/Cyrillic (models 71G 72G 73G CTO-G A1G)	89P8328	*
Serbian/Cyrillic (models 71G 72G 73G CTO-G A1G)	89P8329	*
Slovak (models 71G 72G 73G CTO-G A1G)	89P8330	*
Spanish (models 71G 72G 73G CTO-G A1G)	89P8331	*
Swedish/Finn (models 71G 72G 73G CTO-G A1G)	89P8332	*

8129 Keyboards (Preferred Pro Fullsize, Stealth Black)	FRU#	CRU
Swiss F/G (models 71G 72G 73G CTO-G A1G)	89P8333	*
Thailand (models CTO-A)	89P8334	*
Turkish 440 (models 71G 72G 73G CTO-G A1G)	89P8335	*
Turkish 179 (models 71G 72G 73G CTO-G A1G)	89P8336	*
UK English (models 71G 72G 73G CTO-G A1G)	89P8337	*
US Euro (models 71G 72G 73G CTO-G A1G)	89P8338	*
Yugoslav/Latin (models 71G 72G 73G CTO-G A1G)	89P8339	*

8129 mice	FRU#	CRU
Mouse, PS/2 2-Button (Black) (models CTO)	24P0383	*
Mouse, PS/2 3-Button (Ball) Wheel (models CTO)	24P0491	*
Mouse, Scrollpoint Optical, USB (models CTO)	24P0499	*
Mouse, Optical Wheelmouse, USB (models 71G 72G 73G CTO A1G 11U 12U 13U 14U 21U D1U D2U E1U)	89P5089	*

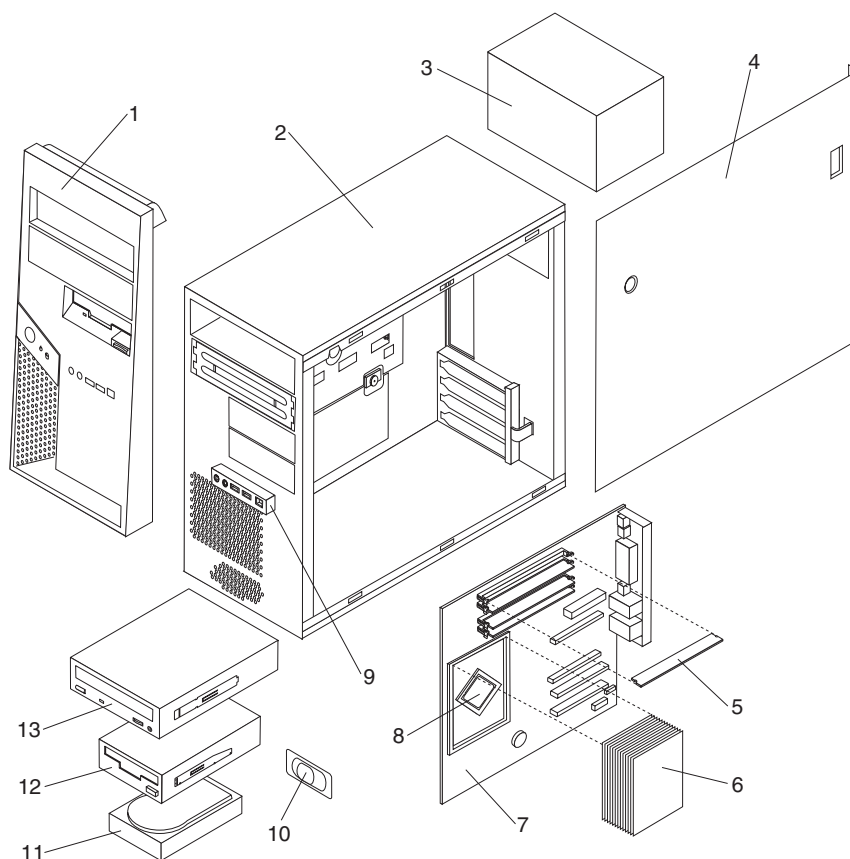
8129 Adapters and miscellaneous FRUs	FRU#	CRU
PCI Modem Card (Soft), ATX V.90 (models CTO)	22P7943	*
64MB PCIe Adapter, Dual VGA (models CTO)	19R0849	*
128MB PCIe Adapter, Dual VGA, DVI-I, TV out (models CTO)	19R1452	*
PCI-E Daughter Card, DVI-D (models CTO)	19R2374	*
Net Adapter, Intel Pro/1000T PCI (ATX) (models CTO)	22P6509	*
1394 Firewire PCI, LP (ATX) (models CTO)	73P2608	*
Speakers, Jazz Infinity Active T1 (Black) (models CTO)	25P4726	*
RJ11 Connector adapter (Spain, Ireland) (all "G" models)	60H6043	*
RJ11 Connector adapter (Austria) (all "G" models)	60H6045	*
RJ11 Connector adapter (Belgium) (all "G" models)	60H6046	*
RJ11 Connector adapter (Denmark) (all "G" models)	60H6047	*
RJ11 Connector adapter (Norway/Finland) (all "G" models)	60H6048	*
RJ11 Connector adapter (France) (all "G" models)	60H6049	*
RJ11 Connector adapter (Germany) (all "G" models)	60H6050	*
RJ11 Connector adapter (UK,NZ, HK) (all "G" "M" "B" "H" models)	60H6051	*
RJ11 Connector adapter (Italy) (all "G" models)	60H6052	*
RJ11 Connector adapter (Netherlands) (all "G" models)	60H6053	*
RJ11 Connector adapter (Sweden) (all "G" models)	60H6054	*
RJ11 Connector adapter (Switzerland) (all "G" models)	60H6055	*

8129 Power Cords	FRU#	CRU
Power cord (models 71G 72G 73G A1G 11U 12U 13U 14U 21U D1U D2U E1U C1U C2U C3U C4U C5U C6U)	6952301	*
Power cord (EMEA, ANZ, ASEAN Eng, Korea) (models 71G 72G 73G A1G)	13F9978	*
Power cord (EMEA, ANZ, ASEAN Eng, HK Eng) (models 71G 72G 73G A1G)	14F0032	*

8129 Power Cords	FRU#	CRU
Power cord (EMEA) (models 71G 72G 73G A1G)	13F9996	*
Power cord (EMEA, LA) (models 71G 72G 73G A1G)	14F0068	*
Power cord (EMEA) (models 71G 72G 73G A1G)	14F0086	*
Power cord (EMEA, ANZ, ASEAN Eng) (models 71G 72G 73G A1G)	14F0014	*
Power cord (EMEA) (models 71G 72G 73G A1G)	14F0050	*

8129 Windows XP Pro Recovery CDs	FRU #	CRU
US/UK/AP/TH (models 71G 72G 73G A1G 11U 12U 13U 14U 21U D1U D2U E1U)	41D0598	*
FR/CF (models 71G 72G 73G A1G)	41D0599	*
GR (models 71G 72G 73G A1G)	41D0600	*
IT (models 71G 72G 73G A1G)	41D0602	*
SP/LA (models 71G 72G 73G A1G)	41D0601	*
DK (models 71G 72G 73G A1G)	41D0605	*
NL (models 71G 72G 73G A1G)	39J8526	*
AE (models 71G 72G 73G A1G)	39J8530	*
SV (models 71G 72G 73G A1G)	41D0604	*
HE (models 71G 72G 73G A1G)	39J8527	*
FI (models 71G 72G 73G A1G)	39J8524	*
NO (models 71G 72G 73G A1G)	39J8525	*
PL (models 71G 72G 73G A1G)	39J8528	*
PO (models 71G 72G 73G A1G)	39J8534	*
RU (models 71G 72G 73G A1G)	41D1954	*
RE (models 71G 72G 73G A1G)	41D1953	*
HU (models 71G 72G 73G A1G)	39J8533	*
CZ (models 71G 72G 73G A1G)	39J8529	*
TR (models 71G 72G 73G A1G)	39J8532	*
GK (models 71G 72G 73G A1G)	39J8535	*
SL (models 71G 72G 73G A1G)	39J8536	*
Multilingual 1 (models 71G 72G 73G A1G)	39J8537	*
Multilingual 2 (models 71G 72G 73G A1G)	39J8538	*

Machine Type 8131



Item #	8131 FRUs	FRU#	CRU
1	Bezel Asm (all models)	41A7807	*
2	Chassis Asm (all models)	41A7808	N
3	Power supply, 310 W, standard (models 3AU 3AF 3BU 3BF 3CU 3CF 3DU 3DF 3EU 3EF 3FU 3FF 3GU 3GF 3HG 48U 48F 49U 49F 4AU 4AF 4CU 4CF 4DM 4EU 4EF 52U 52F D1M D2U D2F D3U D3F E1U E1F E2U E2F E3U E3F F1U F1F F2U F2F F3U F3F 79G CBU CCU CDU CEU CFU CGU CHU CJU CKU CLU CMU CNU CPU G3M G4M G5G 1VM 1XM 1YM CTO A1U A1F A2U A2F A3U A3F A4U A4F A5U A5F A9U A9F 11U 11F 12U 12F 13U 13F 16U 16F 17U 17F 32U 32F 33U 33F 34U 34F 34U 34F 35U 35F 41U 41F 42U 42F 43U 43F 71G 72G 73G 74G 75G 76G 77G 78G C1U C2U C3U C4U C5U C6U C7U C8U C9U ABU ACM ADM 19U 36U 36F 45U 46M 51U 51F 37U 38U 47U AGU AGF AHU AHF AJU AJF AKU AKF ALU ALF ANU ANF APU APF AQM ARM AUG B1G B2G B3G 1BU 1BF 1CU 1CF 1DU 1DF 1HU 1HF 1JU 1JF 1KU 1KF 1MU 1MF 1NU 1NF 1PU 1PF 1QG 1RU 1RF 1SU 1SF 1TU 1TF 1UG)	24R2596	**

Item #	8131 FRUs	FRU#	CRU
3	Power supply, 310 W, standard, DMO (models 3AU 3AF 3BU 3BF 3CU 3CF 3DU 3DF 3EU 3EF 3FU 3FF 3GU 3GF 3HG 48U 48F 49U 49F 4AU 4AF 4CU 4CF 4DM 4EU 4EF 52U 52F D1M D2U D2F D3U D3F E1U E1F E2U E2F E3U E3F F1U F1F F2U F2F F3U F3F 79G CBU CCU CDU CEU CFU CGU CHU CJU CKU CLU CMU CNU CPU G3M G4M G5G 1VM 1XM 1YM CTO A1U A1F A2U A2F A3U A3F A4U A4F A5U A5F A9U A9F 11U 11F 12U 12F 13U 13F 16U 16F 17U 17F 32U 32F 33U 33F 34U 34F 34U 34F 35U 35F 41U 41F 42U 42F 43U 43F 71G 72G 73G 74G 75G 76G 77G 78G C1U C2U C3U C4U C5U C6U C7U C8U C9U ABU ACM ADM 19U 36U 36F 45U 46M 51U 51F 37U 38U 47U AGU AGF AHU AHF AJU AJF AKU AKF ALU ALF ANU ANF APU APF AQM ARM AUG B1G B2G B3G 1BU 1BF 1CU 1CF 1DU 1DF 1HU 1HF 1JU 1JF 1KU 1KF 1MU 1MF 1NU 1NF 1PU 1PF 1QG 1RU 1RF 1SU 1SF 1TU 1TF 1UG)	41N3449	**
3	Power supply, 310 W, robust (models A1S A1D A1Y A3S A7S A8S A8D A8Y AAS 13S 14S 14D 14Y 15S 15D 15Y 17S 31S 31D 31Y 34S 35S 42S 44S 44D 44Y AEC AFC 18C 1AC A1P A3P A7P A8P A9S A9P 13P 14P 15P 17P 31P 35P 42P 44P AGS AGP AGD AGY AJS AJP ALS ALP AMS AMP AMD AMY APS APP ASC ATC 1DS 1DP 1ES 1EP 1ED 1EY 1FC 1GS 1GP 1GD 1GY 1JS 1JP 1LC 1SQ 1SC 39S 39P 39D 39Y 3DS 3DP 49S 49P 4BS 4BP 4BD 4BY G1C G2Q)	24R2598	**
3	Power supply, 310 W, robust, DMO (models A1S A1D A1Y A3S A7S A8S A8D A8Y AAS 13S 14S 14D 14Y 15S 15D 15Y 17S 31S 31D 31Y 34S 35S 42S 44S 44D 44Y AEC AFC 18C 1AC A1P A3P A7P A8P A9S A9P 13P 14P 15P 17P 31P 35P 42P 44P AGS AGP AGD AGY AJS AJP ALS ALP AMS AMP AMD AMY APS APP ASC ATC 1DS 1DP 1ES 1EP 1ED 1EY 1FC 1GS 1GP 1GD 1GY 1JS 1JP 1LC 1SQ 1SC 39S 39P 39D 39Y 3DS 3DP 49S 49P 4BS 4BP 4BD 4BY G1C G2Q)	41N3366	**
3	Power supply, 230 Watt robust (models CTO-A)	24R2592	**
3	Power supply, 230 Watt robust, DMO (models CTO-A)	41N3135	**
4	Cover (all models)	39M0465	*
5	Memory module, 256MB, DDR2 SDRAM, NP (PC 3200) (models CTO A1U A1F A1S A1D A1Y A2U A2F A3U A3F A3S A4U A4F A5U A5F A7S A8S A8D A8Y A9U A9F AAS 11U 11F 12U 12F 13U 13F 13S 14S 14D 14Y 15S 15D 15Y 16U 16F 17U 17F 17S 31S 31D 31Y 32U 32F 33U 33F 34U 34F 34U 34F 34S 35U 35F 35S 41U 41F 42U 42F 42S 43U 43F 44S 44D 44Y 71G 72G 73G 74G 75G 76G 77G 78G ABU ACM AEC AFC 18C 19U 1AC 36U 36F 45U 51U 51F 37U A1P A3P A7P A8P A9S A9P 13P 14P 15P 17P 31P 35P 42P 44P 38U 47U)	73P3220	*
5	Memory module, 512MB, DDR2 SDRAM, NP (PC 3200) (models CTO ADM 46M)	73P3222	*
5	Memory module, 1GB, DDR2 SDRAM, NP (PC 3200) (models CTO)	73P3224	*
5	Memory module, 256MB, DDR2 SDRAM, NP (PC 4200) (models E1U E1F E2U E2F E3U E3F F1U F1F F2U F2F F3U F3F 79G G1C G2Q G3M G5G 1VM 1XM CTO AGU AGF AGS AGP AGD AGY AHU AHF AJU AJF AJS AJP AKU AKF ALU ALF ALS ALP AMS AMP AMD AMY ANU ANF APU APF APS APP AQM ASC ATC AUG B1G B2G B3G 1BU 1BF 1CU 1CF 1DU 1DF 1DS 1DP 1ES 1EP 1ED 1EY 1FC 1GS 1GP 1GD 1GY 1HU 1HF 1JU 1JF 1JS 1JP 1KU 1KF 1LC 1MU 1MF 1NU 1NF 1PU 1PF 1QG 1RU 1RF 1SU 1SF 1SQ 1SC 1TU 1TF 1UG 39S 39P 39D 39Y 3AU 3AF 3BU 3BF 3CU 3CF 3DU 3DF 3DS 3DP 3EU 3EF 3FU 3FF 3GU 3GF 3HG 48U 48F 49U 49F 49S 49P 4AU 4AF 4BS 4BP 4BD 4BY 4CU 4CF 4EU 4EF 52U 52F D2U D2F D3U D3F)	30R5120	*
5	Memory module, 512MB, DDR2 SDRAM, NP (PC 4200) (models CTO ARM 4DM D1M G4M 1YM)	30R5121	*
5	Memory module, 1GB, DDR2 SDRAM, NP (PC 4200) (models CTO)	30R5122	*
6	Heat sink (all models)	89P6729	*

Item #	8131 FRUs	FRU#	CRU
7	System board, 10/100 Enet with no PCIe-16X slot (models 4BS 4BP 4BD 4BY 4DM D1M 79G CBU CCU CDU G1C G2Q G3M G4M G5G 1VM 1XM 1YM CTO A1U A1F A1S A1D A1Y A2U A2F A3U A3F A3S A4U A4F A5U A5F A7S A8S A8D A8Y A9U A9F AAS 14S 14D 14Y 15S 15D 15Y 31S 31D 31Y 44S 44D 44Y 71G 72G 73G 74G 75G 76G 77G 78G C1U C2U C3U ABU ACM ADM AEC AFC 18C 19U 1AC 46M A1P A3P A7P A8P A9S A9P 14P 15P 31P 44P AGU AGF AGS AGP AGD AGY AHU AHF AJU AJF AJS AJP AKU AKF ALU ALF ALS ALP AMS AMP AMD AMY ANU ANF APU APF APS APP AQM ARM ASC ATC AUG B1G B2G B3G 1ES 1EP 1ED 1EY 1FC 1GS 1GP 1GD 1GY 1KU 1KF 1LC 1MU 1MF 1NU 1NF 1PU 1PF 1QG 1UG 39S 39P 39D 39Y 3HG)	41T3045	N
7	System board, 10/1000 Enet with PCIe-16X slot (models CEU CFU CGU CHU CJU CKU CLU CMU CNU CPU CTO 11U 11F 12U 12F 13U 13F 13S 16U 16F 17U 17F 17S 32U 32F 33U 33F 34U 34F 34U 34F 34S 35U 35F 35S 41U 41F 42U 42F 42S 43U 43F C4U C5U C6U C7U C8U C9U 36U 36F 45U 51U 51F 37U 13P 17P 35P 42P 38U 47U 1BU 1BF 1CU 1CF 1DU 1DF 1DS 1DP 1HU 1HF 1JU 1JF 1JS 1JP 1RU 1RF 1SU 1SF 1SQ 1SC 1TU 1TF 3AU 3AF 3BU 3BF 3CU 3CF 3DU 3DF 3DS 3DP 3EU 3EF 3FU 3FF 3GU 3GF 48U 48F 49U 49F 49S 49P 4AU 4AF 4CU 4CF 4EU 4EF 52U 52F D2U D2F D3U D3F E1U E1F E2U E2F E3U E3F F1U F1F F2U F2F F3U F3F)	41T3044	N
7	System board, Barbados 915GV, 10/100 Enet with no PCIe-16X slot (models 4BS 4BP 4BD 4BY 4DM D1M 79G CBU CCU CDU G1C G2Q G3M G4M G5G 1VM 1XM 1YM CTO A1U A1F A1S A1D A1Y A2U A2F A3U A3F A3S A4U A4F A5U A5F A7S A8S A8D A8Y A9U A9F AAS 14S 14D 14Y 15S 15D 15Y 31S 31D 31Y 44S 44D 44Y 71G 72G 73G 74G 75G 76G 77G 78G C1U C2U C3U ABU ACM ADM AEC AFC 18C 19U 1AC 46M A1P A3P A7P A8P A9S A9P 14P 15P 31P 44P AGU AGF AGS AGP AGD AGY AHU AHF AJU AJF AJS AJP AKU AKF ALU ALF ALS ALP AMS AMP AMD AMY ANU ANF APU APF APS APP AQM ARM ASC ATC AUG B1G B2G B3G 1ES 1EP 1ED 1EY 1FC 1GS 1GP 1GD 1GY 1KU 1KF 1LC 1MU 1MF 1NU 1NF 1PU 1PF 1QG 1UG 39S 39P 39D 39Y 3HG)	53Y8357	N
7	System board, Barbados 915G, 10/1000 Enet with PCIe-16X slot (models CEU CFU CGU CHU CJU CKU CLU CMU CNU CPU CTO 11U 11F 12U 12F 13U 13F 13S 16U 16F 17U 17F 17S 32U 32F 33U 33F 34U 34F 34U 34F 34S 35U 35F 35S 41U 41F 42U 42F 42S 43U 43F C4U C5U C6U C7U C8U C9U 36U 36F 45U 51U 51F 37U 13P 17P 35P 42P 38U 47U 1BU 1BF 1CU 1CF 1DU 1DF 1DS 1DP 1HU 1HF 1JU 1JF 1JS 1JP 1RU 1RF 1SU 1SF 1SQ 1SC 1TU 1TF 3AU 3AF 3BU 3BF 3CU 3CF 3DU 3DF 3DS 3DP 3EU 3EF 3FU 3FF 3GU 3GF 48U 48F 49U 49F 49S 49P 4AU 4AF 4CU 4CF 4EU 4EF 52U 52F D2U D2F D3U D3F E1U E1F E2U E2F E3U E3F F1U F1F F2U F2F F3U F3F)	53Y8355	N
8	Microprocessor, Celeron 2.53GHz, 533 FSB, 256KB L2 (models CTO A1U A1F A1S A1D A1Y A2U A2F A3U A3F A3S 71G C1U A1P A3P)	29R7215	**
8	Microprocessor, Celeron 2.53GHz, 533 FSB, 256KB L2 (models CTO AGU AGF AGS AGP AGD AGY AHU AHF AJU AJF AJS AJP CBU)	39J9397	**
8	Microprocessor, Celeron 2.66GHz, 533 FSB, 256KB L2 (models CTO A4U A4F A5U A5F A7S A8S A8D A8Y 72G 73G C2U ABU A7P A8P)	29R7217	**
8	Microprocessor, Celeron 2.66GHz, 533 FSB, 256KB L2 (models CTO AKU AKF ALU ALF ALS ALP AMS AMP AMD AMY ANU ANF CCU)	39J9399	**
8	Microprocessor, Celeron 2.80GHz, 533 FSB, 256KB L2 (models CTO A9U A9F AAS 74G 75G C3U ACM ADM AEC AFC A9S A9P)	29R7219	**
8	Microprocessor, Celeron 2.80GHz, 533 FSB, 256KB L2 (models CTO APU APF APS APP AQM ARM ASC ATC AUG 79G CDU)	39J9401	**
8	Microprocessor, Celeron 2.93GHz, 533 FSB, 256KB L2 (models CTO)	29R7221	**
8	Microprocessor, Celeron 2.93GHz, 533 FSB, 256KB L2 (models CTO B1G)	39J9403	**
8	Microprocessor, Celeron 3.06GHz, 533 FSB, 256KB L2 (models CTO)	29R8208	**
8	Microprocessor, Celeron 3.06GHz, 533 FSB, 256KB L2 (models CTO B2G)	39J9405	**

Item #	8131 FRUs	FRU#	CRU
8	Microprocessor, Celeron 3.2GHz, 533 FSB, 256KB L2 (models CTO B3G)	41D0533	**
8	Microprocessor, Pentium 4 2.66GHz, 533 FSB, 1MB L2 (models CTO 11U 11F 12U 12F 13U 13F 13S 14S 14D 14Y C4U 18C 13P 14P)	29R7223	**
8	Microprocessor, Pentium 4 2.66GHz, 533 FSB, 1MB L2 (models CTO 1BU 1BF 1CU 1CF 1DU 1DF 1DS 1DP 1ES 1EP 1ED 1EY 1FC CEU G1C)	41D0676	**
8	Microprocessor, Pentium 4 2.93GHz, 533 FSB, 1MB L2 (models CTO 15S 15D 15Y 16U 16F 17U 17F 17S 76G C5U 19U 1AC 15P 17P)	29R7225	**
8	Microprocessor, Pentium 4 2.93GHz, 533 FSB, 1MB L2 (models CTO 1GS 1GP 1GD 1GY 1HU 1HF 1JU 1JF 1JS 1JP 1KU 1KF 1LC 1MU 1MF 1NU 1NF 1PU 1PF 1QG CFU G2Q G3M G4M G5G)	41D0677	**
8	Microprocessor, Pentium 4 3.06GHz, 533 FSB, 1MB L2 (models CTO 1RU 1RF 1SU 1SF 1SQ 1SC 1TU 1TF 1UG CGU 1VM 1XM 1YM)	41D0678	**
8	Microprocessor, Pentium 4 2.8GHz, 800 FSB, 1MB L2 (models CTO)	19R0495	**
8	Microprocessor, Pentium 4 2.8GHz, 800 FSB, 1MB L2 (models CTO CHU)	39J9407	**
8	Microprocessor, Pentium 4 3.0GHz, 800 FSB, 1MB L2 (models CTO 31S 31D 31Y 32U 32F 33U 33F 34U 34F 34U 34F 34S 35U 35F 35S 77G C7U 36U 36F 37U 31P 35P 38U)	19R0496	**
8	Microprocessor, Pentium 4 3.0GHz, 800 FSB, 1MB L2 (models CTO 39S 39P 39D 39Y 3HG 3AU 3AF 3BU 3BF 3CU 3CF 3DU 3DF 3DS 3DP 3EU 3EF 3FU 3FF 3GU 3GF CJU)	39J9409	**
8	Microprocessor, Pentium 4 3.2GHz, 800 FSB, 1MB L2 (models CTO 41U 41F 42U 42F 42S 43U 43F 44S 44D 44Y 78G C8U 45U 46M 42P 44P 47U)	19R0497	**
8	Microprocessor, Pentium 4 3.2GHz, 800 FSB, 1MB L2 (models CTO 48U 48F 49U 49F 49S 49P 4AU 4AF 4CU 4CF 4EU 4EF 4BS 4BP 4BD 4BY 4DM CKU)	39J9411	**
8	Microprocessor, Pentium 4 3.4GHz, 800 FSB, 1MB L2 (models CTO C9U 51U 51F)	19R0492	**
8	Microprocessor, Pentium 4 3.4GHz, 800 FSB, 1MB L2 (models CTO 52U 52F CLU)	39J9413	**
8	Microprocessor, Pentium 4 3.0GHz, 800 FSB, 2MB L2 (models CTO D1M D2U D2F D3U D3F CMU)	39J6589	**
8	Microprocessor, Pentium 4 3.2GHz, 800 FSB, 2MB L2 (models CTO E1U E1F E2U E2F E3U E3F CNU)	39J6591	**
8	Microprocessor, Pentium 4 3.4GHz, 800 FSB, 2MB L2 (models CTO F1U F1F F2U F2F F3U F3F CPU)	39J6593	**
9	Front panel card Asm (all models)	26K1183	**
10	Speaker Asm, Soldered Terminals (models CTO 71G 72G 73G 74G 75G 76G 77G 78G ACM 46M AQM AUG B1G B2G B3G 1QG 1UG 3HG 4DM 79G G3M G4M G5G 1VM 1XM 1YM)	39P5023	*
11	Hard disk drive, 40GB, 7200RPM, Serial ATA (models CTO A1U A1F A1S A1D A1Y A2U A2F A3U A3F A3S A4U A4F A5U A5F A7S A8S A8D A8Y A9U A9F AAS 11U 11F 12U 12F 16U 16F 17U 17F 17S 33U 33F 34U 34F 34U 34F 34S 41U 41F 71G 72G 74G 76G 77G 78G ABU AEC AFC 18C 19U 1AC 45U A1P A3P A7P A8P A9S A9P 17P AGU AGF AGS AGP AGD AGY AHU AHF AJU AJF AJS AJP AKU AKF ALU ALF ALS ALP AMS AMP AMD AMY ANU ANF APU APF APS APP ASC ATC 1BU 1BF 1CU 1CF 1FC 1HU 1HF 1JU 1JF 1JS 1JP 1KU 1KF 1LC 1MU 1MF 1NU 1NF 1RU 1RF 3BU 3BF 3CU 3CF 48U 48F 4CU 4CF D2U D2F E1U E1F F1U F1F)	71P7312	**

Item #	8131 FRUs	FRU#	CRU
11	Hard disk drive, 40GB, 7200RPM, Serial ATA (models CTO A1U A1F A1S A1D A1Y A2U A2F A3U A3F A3S A4U A4F A5U A5F A7S A8S A8D A8Y A9U A9F AAS 11U 11F 12U 12F 16U 16F 17U 17F 17S 33U 33F 34U 34F 34U 34F 34S 41U 41F 71G 72G 74G 76G 77G 78G ABU AEC AFC 18C 19U 1AC 45U A1P A3P A7P A8P A9S A9P 17P AGU AGF AGS AGP AGD AGY AHU AHF AJU AJF AJS AJP AKU AKF ALU ALF ALS ALP AMS AMP AMD AMY ANU ANF APU APF APS APP ASC ATC 1BU 1BF 1CU 1CF 1FC 1HU 1HF 1JU 1JF 1JS 1JP 1KU 1KF 1LC 1MU 1MF 1NU 1NF 1RU 1RF 3BU 3BF 3CU 3CF 48U 48F 4CU 4CF D2U D2F E1U E1F F1U F1F)	40Y8760	**
11	Hard disk drive, 40GB, 7200RPM, Serial ATA (models CTO A1U A1F A1S A1D A1Y A2U A2F A3U A3F A3S A4U A4F A5U A5F A7S A8S A8D A8Y A9U A9F AAS 11U 11F 12U 12F 16U 16F 17U 17F 17S 33U 33F 34U 34F 34U 34F 34S 41U 41F 71G 72G 74G 76G 77G 78G ABU AEC AFC 18C 19U 1AC 45U A1P A3P A7P A8P A9S A9P 17P AGU AGF AGS AGP AGD AGY AHU AHF AJU AJF AJS AJP AKU AKF ALU ALF ALS ALP AMS AMP AMD AMY ANU ANF APU APF APS APP ASC ATC 1BU 1BF 1CU 1CF 1FC 1HU 1HF 1JU 1JF 1JS 1JP 1KU 1KF 1LC 1MU 1MF 1NU 1NF 1RU 1RF 3BU 3BF 3CU 3CF 48U 48F 4CU 4CF D2U D2F E1U E1F F1U F1F)	40Y9033	**
11	Hard disk drive, 80GB, 7200RPM, Serial ATA (models CTO 13U 13F 13S 14S 14D 14Y 15S 15D 15Y 31S 31D 31Y 32U 32F 35U 35F 35S 42U 42F 42S 43U 43F 44S 44D 44Y 73G 75G ADM 36U 36F 51U 51F 37U 13P 14P 15P 31P 35P 42P 44P ACM 38U 47U AQM ARM AUG B1G B2G B3G 1DU 1DF 1DS 1DP 1ES 1EP 1ED 1EY 1GS 1GP 1GD 1GY 1PU 1PF 1QG 1SU 1SF 1SQ 1SC 1TU 1TF 1UG 39S 39P 39D 39Y 3AU 3AF 3DU 3DF 3DS 3DP 3EU 3EF 3FU 3FF 3GU 3GF 3HG 49U 49F 49S 49P 4AU 4AF 4BS 4BP 4BD 4BY 4DM 4EU 4EF 52U 52F D1M D3U D3F E2U E2F E3U E3F F2U F2F F3U F3F 79G G1C G2Q G3M G4M G5G 1VM 1XM 1YM)	71P7293	**
11	Hard disk drive, 80GB, 7200RPM, Serial ATA (models CTO 13U 13F 13S 14S 14D 14Y 15S 15D 15Y 31S 31D 31Y 32U 32F 35U 35F 35S 42U 42F 42S 43U 43F 44S 44D 44Y 73G 75G ADM 36U 36F 51U 51F 37U 13P 14P 15P 31P 35P 42P 44P ACM 38U 47U AQM ARM AUG B1G B2G B3G 1DU 1DF 1DS 1DP 1ES 1EP 1ED 1EY 1GS 1GP 1GD 1GY 1PU 1PF 1QG 1SU 1SF 1SQ 1SC 1TU 1TF 1UG 39S 39P 39D 39Y 3AU 3AF 3DU 3DF 3DS 3DP 3EU 3EF 3FU 3FF 3GU 3GF 3HG 49U 49F 49S 49P 4AU 4AF 4BS 4BP 4BD 4BY 4DM 4EU 4EF 52U 52F D1M D3U D3F E2U E2F E3U E3F F2U F2F F3U F3F 79G G1C G2Q G3M G4M G5G 1VM 1XM 1YM)	40Y8761	**
11	Hard disk drive, 80GB, 7200RPM, Serial ATA (models CTO 13U 13F 13S 14S 14D 14Y 15S 15D 15Y 31S 31D 31Y 32U 32F 35U 35F 35S 42U 42F 42S 43U 43F 44S 44D 44Y 73G 75G ADM 36U 36F 51U 51F 37U 13P 14P 15P 31P 35P 42P 44P ACM 38U 47U AQM ARM AUG B1G B2G B3G 1DU 1DF 1DS 1DP 1ES 1EP 1ED 1EY 1GS 1GP 1GD 1GY 1PU 1PF 1QG 1SU 1SF 1SQ 1SC 1TU 1TF 1UG 39S 39P 39D 39Y 3AU 3AF 3DU 3DF 3DS 3DP 3EU 3EF 3FU 3FF 3GU 3GF 3HG 49U 49F 49S 49P 4AU 4AF 4BS 4BP 4BD 4BY 4DM 4EU 4EF 52U 52F D1M D3U D3F E2U E2F E3U E3F F2U F2F F3U F3F 79G G1C G2Q G3M G4M G5G 1VM 1XM 1YM)	40Y9034	**
11	Hard disk drive, 160GB, 7200RPM, Serial ATA (models CTO)	71P7297	**
11	Hard disk drive, 160GB, 7200RPM, Serial ATA (models CTO)	40Y8762	**
12	Diskette drive, 1.44MB, 2-mode, w/o bezel (models CTO A1U A1F A1S A1D A1Y A3U A3F A3S A5U A5F A7S A8S A8D A8Y A9U A9F AAS 11U 11F 12U 12F 13U 13F 13S 14S 14D 14Y 15S 15D 15Y 16U 16F 17U 17F 17S 31S 31D 31Y 32U 32F 33U 33F 34U 34F 34U 34F 34S 35U 35F 35S 41U 41F 42U 42F 42S 43U 43F 44S 44D 44Y 71G 72G 73G 74G 75G 76G 77G 78G ACM ADM AEC AFC 36U 36F 46M 51U 51F 37U A1P A3P A7P A8P A9S A9P 13P 14P 15P 17P 31P 35P 42P 44P 38U 47U)	76H4091	*

Item #	8131 FRUs	FRU#	CRU
12	Diskette drive, 1.44MB, 3-mode, w/o bezel (models CTO A1U A1F A1S A1D A1Y A3U A3F A3S A5U A5F A7S A8S A8D A8Y A9U A9F AAS 11U 11F 12U 12F 13U 13F 13S 14S 14D 14Y 15S 15D 15Y 16U 16F 17U 17F 17S 31S 31D 31Y 32U 32F 33U 33F 34U 34F 34U 34F 34S 35U 35F 35S 41U 41F 42U 42F 42S 43U 43F 44S 44D 44Y 71G 72G 73G 74G 75G 76G 77G 78G ACM ADM AEC AFC 36U 36F 46M 51U 51F 37U A1P A3P A7P A8P A9S A9P 13P 14P 15P 17P 31P 35P 42P 44P 38U 47U)	24P3889	*
12	Diskette drive, 1.44MB, 2-mode, w/bezel (models CTO A1U A1F A1S A1D A1Y A3U A3F A3S A5U A5F A7S A8S A8D A8Y A9U A9F AAS 11U 11F 12U 12F 13U 13F 13S 14S 14D 14Y 15S 15D 15Y 16U 16F 17U 17F 17S 31S 31D 31Y 32U 32F 33U 33F 34U 34F 34U 34F 34S 35U 35F 35S 41U 41F 42U 42F 42S 43U 43F 44S 44D 44Y 71G 72G 73G 74G 75G 76G 77G 78G ACM ADM AEC AFC 36U 36F 46M 51U 51F 37U A1P A3P A7P A8P A9S A9P 13P 14P 15P 17P 31P 35P 42P 44P 38U 47U AGU AGF AGS AGP AGD AGY AJU AJF AJS AJP ALU ALF ALS ALP AMS AMP AMD AMY APU APF APS APP AQM ARM ASC ATC AUG B1G B2G B3G 1BU 1BF 1CU 1CF 1DU 1DF 1DS 1DP 1ES 1EP 1ED 1EY 1GS 1GP 1GD 1GY 1HU 1HF 1JU 1JF 1JS 1JP 1SU 1SF 1SQ 1SC 1TU 1TF 39S 39P 39D 39Y 3AU 3AF 3BU 3BF 3CU 3CF 3DU 3DF 3DS 3DP 3EU 3EF 3FU 3FF 3GU 3GF 3HG 48U 48F 49U 49F 49S 49P 4AU 4AF 4BS 4BP 4BD 4BY 4DM 4EU 4EF 52U 52F D1M D2U D2F D3U D3F E1U E1F E2U E2F E3U E3F F1U F1F F2U F2F F3U F3F 79G G1C G3M G4M G5G 1VM 1XM 1YM)	40Y9113	*
12	Diskette drive, 1.44MB, 2-mode, w/bezel (models CTO A1U A1F A1S A1D A1Y A3U A3F A3S A5U A5F A7S A8S A8D A8Y A9U A9F AAS 11U 11F 12U 12F 13U 13F 13S 14S 14D 14Y 15S 15D 15Y 16U 16F 17U 17F 17S 31S 31D 31Y 32U 32F 33U 33F 34U 34F 34U 34F 34S 35U 35F 35S 41U 41F 42U 42F 42S 43U 43F 44S 44D 44Y 71G 72G 73G 74G 75G 76G 77G 78G ACM ADM AEC AFC 36U 36F 46M 51U 51F 37U A1P A3P A7P A8P A9S A9P 13P 14P 15P 17P 31P 35P 42P 44P 38U 47U AGU AGF AGS AGP AGD AGY AJU AJF AJS AJP ALU ALF ALS ALP AMS AMP AMD AMY APU APF APS APP AQM ARM ASC ATC AUG B1G B2G B3G 1BU 1BF 1CU 1CF 1DU 1DF 1DS 1DP 1ES 1EP 1ED 1EY 1GS 1GP 1GD 1GY 1HU 1HF 1JU 1JF 1JS 1JP 1SU 1SF 1SQ 1SC 1TU 1TF 39S 39P 39D 39Y 3AU 3AF 3BU 3BF 3CU 3CF 3DU 3DF 3DS 3DP 3EU 3EF 3FU 3FF 3GU 3GF 3HG 48U 48F 49U 49F 49S 49P 4AU 4AF 4BS 4BP 4BD 4BY 4DM 4EU 4EF 52U 52F D1M D2U D2F D3U D3F E1U E1F E2U E2F E3U E3F F1U F1F F2U F2F F3U F3F 79G G1C G3M G4M G5G 1VM 1XM 1YM)	40Y9105	*
12	Diskette drive, 1.44MB, 2-mode, w/bezel (models CTO A1U A1F A1S A1D A1Y A3U A3F A3S A5U A5F A7S A8S A8D A8Y A9U A9F AAS 11U 11F 12U 12F 13U 13F 13S 14S 14D 14Y 15S 15D 15Y 16U 16F 17U 17F 17S 31S 31D 31Y 32U 32F 33U 33F 34U 34F 34U 34F 34S 35U 35F 35S 41U 41F 42U 42F 42S 43U 43F 44S 44D 44Y 71G 72G 73G 74G 75G 76G 77G 78G ACM ADM AEC AFC 36U 36F 46M 51U 51F 37U A1P A3P A7P A8P A9S A9P 13P 14P 15P 17P 31P 35P 42P 44P 38U 47U AGU AGF AGS AGP AGD AGY AJU AJF AJS AJP ALU ALF ALS ALP AMS AMP AMD AMY APU APF APS APP AQM ARM ASC ATC AUG B1G B2G B3G 1BU 1BF 1CU 1CF 1DU 1DF 1DS 1DP 1ES 1EP 1ED 1EY 1GS 1GP 1GD 1GY 1HU 1HF 1JU 1JF 1JS 1JP 1SU 1SF 1SQ 1SC 1TU 1TF 39S 39P 39D 39Y 3AU 3AF 3BU 3BF 3CU 3CF 3DU 3DF 3DS 3DP 3EU 3EF 3FU 3FF 3GU 3GF 3HG 48U 48F 49U 49F 49S 49P 4AU 4AF 4BS 4BP 4BD 4BY 4DM 4EU 4EF 52U 52F D1M D2U D2F D3U D3F E1U E1F E2U E2F E3U E3F F1U F1F F2U F2F F3U F3F 79G G1C G3M G4M G5G 1VM 1XM 1YM)	40Y9107	*
13	CD-ROM drive 48X (models CTO A2U A2F A3U A3F A3S A4U A4F A5U A5F A7S A9U A9F AAS 11U 11F 12U 12F 16U 16F 33U 33F 34U 34F 34U 34F 34S 41U 41F 71G 72G 74G 76G 77G 78G ABU AFC 18C 19U 1AC 36U 36F 45U 37U A3P A7P A9S A9P 38U 47U)	26K5445	*
13	CD-ROM drive 48X (models CTO A2U A2F A3U A3F A3S A4U A4F A5U A5F A7S A9U A9F AAS 11U 11F 12U 12F 16U 16F 33U 33F 34U 34F 34U 34F 34S 41U 41F 71G 72G 74G 76G 77G 78G ABU AFC 18C 19U 1AC 36U 36F 45U 37U A3P A7P A9S A9P 38U 47U)	71P7375	*

Item #	8131 FRUs	FRU#	CRU
13	CD-ROM drive 48X (models CTO A2U A2F A3U A3F A3S A4U A4F A5U A5F A7S A9U A9F AAS 11U 11F 12U 12F 16U 16F 33U 33F 34U 34F 34U 34F 34S 41U 41F 71G 72G 74G 76G 77G 78G ABU AFC 18C 19U 1AC 36U 36F 45U 37U A3P A7P A9S A9P 38U 47U)	71P7385	*
13	CD-ROM drive 48X (models CTO A2U A2F A3U A3F A3S A4U A4F A5U A5F A7S A9U A9F AAS 11U 11F 12U 12F 16U 16F 33U 33F 34U 34F 34U 34F 34S 41U 41F 71G 72G 74G 76G 77G 78G ABU AFC 18C 19U 1AC 36U 36F 45U 37U A3P A7P A9S A9P 38U 47U)	71P7377	*
13	CD-ROM drive 48X (models CTO A2U A2F A3U A3F A3S A4U A4F A5U A5F A7S A9U A9F AAS 11U 11F 12U 12F 16U 16F 33U 33F 34U 34F 34U 34F 34S 41U 41F 71G 72G 74G 76G 77G 78G ABU AFC 18C 19U 1AC 36U 36F 45U 37U A3P A7P A9S A9P 38U 47U AHU AHF AJU AJF AJS AJP AKU AKF ALU ALF ALS ALP ANU ANF APU APF APS APP ATC 1BU 1BF 1CU 1CF 1FC 1HU 1HF 1KU 1KF 1LC 1MU 1MF 1NU 1NF 1PU 1PF 1RU 1RF 1SU 1SF 1SQ 1SC 3BU 3BF 3CU 3CF 3EU 3EF 3FU 3FF 3GU 3GF 48U 48F 4CU 4CF 4EU 4EF D2U D2F E1U E1F E2U E2F F1U F1F F2U F2F G1C G2Q G3M 1VM)	40Y8925	*
13	CD-ROM drive 48X (models CTO A2U A2F A3U A3F A3S A4U A4F A5U A5F A7S A9U A9F AAS 11U 11F 12U 12F 16U 16F 33U 33F 34U 34F 34U 34F 34S 41U 41F 71G 72G 74G 76G 77G 78G ABU AFC 18C 19U 1AC 36U 36F 45U 37U A3P A7P A9S A9P 38U 47U AHU AHF AJU AJF AJS AJP AKU AKF ALU ALF ALS ALP ANU ANF APU APF APS APP ATC 1BU 1BF 1CU 1CF 1FC 1HU 1HF 1KU 1KF 1LC 1MU 1MF 1NU 1NF 1PU 1PF 1RU 1RF 1SU 1SF 1SQ 1SC 3BU 3BF 3CU 3CF 3EU 3EF 3FU 3FF 3GU 3GF 48U 48F 4CU 4CF 4EU 4EF D2U D2F E1U E1F E2U E2F F1U F1F F2U F2F G1C G2Q G3M 1VM)	40Y8929	*
13	CD-ROM drive 48X (models CTO A2U A2F A3U A3F A3S A4U A4F A5U A5F A7S A9U A9F AAS 11U 11F 12U 12F 16U 16F 33U 33F 34U 34F 34U 34F 34S 41U 41F 71G 72G 74G 76G 77G 78G ABU AFC 18C 19U 1AC 36U 36F 45U 37U A3P A7P A9S A9P 38U 47U AHU AHF AJU AJF AJS AJP AKU AKF ALU ALF ALS ALP ANU ANF APU APF APS APP ATC 1BU 1BF 1CU 1CF 1FC 1HU 1HF 1KU 1KF 1LC 1MU 1MF 1NU 1NF 1PU 1PF 1RU 1RF 1SU 1SF 1SQ 1SC 3BU 3BF 3CU 3CF 3EU 3EF 3FU 3FF 3GU 3GF 48U 48F 4CU 4CF 4EU 4EF D2U D2F E1U E1F E2U E2F F1U F1F F2U F2F G1C G2Q G3M 1VM)	40Y8807	*
13	CD-RW drive (48X/32X/48X) (models CTO A1U A1F A1S A1D A1Y A8S A8D A8Y 13U 13F 13S 17U 17F 17S 35U 35F 35S 42U 42F 42S ACM 46M A1P A8P 13P 17P 35P 42P)	71P7349	*
13	CD-RW drive (48X/32X/48X) (models CTO A1U A1F A1S A1D A1Y A8S A8D A8Y 13U 13F 13S 17U 17F 17S 35U 35F 35S 42U 42F 42S ACM 46M A1P A8P 13P 17P 35P 42P)	26K5401	*
13	CD-RW drive (48X/32X/48X) (models CTO A1U A1F A1S A1D A1Y A8S A8D A8Y 13U 13F 13S 17U 17F 17S 35U 35F 35S 42U 42F 42S ACM 46M A1P A8P 13P 17P 35P 42P AGU AGF AGS AGP AGD AGY AMS AMP AMD AMY AQM 1DU 1DF 1DS 1DP 1JU 1JF 1JS 1JP 3DU 3DF 3DS 3DP 49U 49F 49S 49P 4DM D1M G4M 1XM)	40Y8901	*
13	DVD-ROM (16X/48X) - black (models CTO 73G 75G)	71P7357	*
13	DVD-ROM (16X/48X) - black (models CTO 73G 75G)	26K5435	*
13	DVD-ROM (16X/48X) - black (models CTO 73G 75G)	26K5385	*
13	DVD-ROM (16X/48X) - black (models CTO 73G 75G AUG B1G 1QG 1UG 3HG 79G G5G)	40Y8931	*
13	DVD-ROM (16X/48X) - black (models CTO 73G 75G AUG B1G 1QG 1UG 3HG 79G G5G)	40Y8933	*
13	DVD-ROM (16X/48X) - black (models CTO 73G 75G AUG B1G 1QG 1UG 3HG 79G G5G)	40Y8935	*

Item #	8131 FRUs	FRU#	CRU
13	CD-RW/DVD-ROM Combo drive (48X/32X/48X/16X Max) (models CTO 14S 14D 14Y 15S 15D 15Y 31S 31D 31Y 32U 32F 43U 43F 44S 44D 44Y ADM 51U 51F 14P 15P 31P 44P)	26K5379	*
13	CD-RW/DVD-ROM Combo drive (48X/32X/48X/16X Max) (models CTO 14S 14D 14Y 15S 15D 15Y 31S 31D 31Y 32U 32F 43U 43F 44S 44D 44Y ADM 51U 51F 14P 15P 31P 44P ARM B2G B3G 1ES 1EP 1ED 1EY 1GS 1GP 1GD 1GY 1TU 1TF 39S 39P 39D 39Y 3AU 3AF 4AU 4AF 4BS 4BP 4BD 4BY 52U 52F D3U D3F E3U E3F F3U F3F 1YM)	40Y8919	*
13	CD-RW/DVD-ROM Combo drive (48X/32X/48X/16X Max) (models CTO 14S 14D 14Y 15S 15D 15Y 31S 31D 31Y 32U 32F 43U 43F 44S 44D 44Y ADM 51U 51F 14P 15P 31P 44P)	26K5429	*
13	Multiburner Plus (models CTO)	26K5441	*
13	Multiburner Plus (models CTO)	40Y8799	*

The FRUs listed in the following table are not illustrated.

8131 FRUs	FRU#	CRU
Shield, 5.25 EMC (all models)	39M0460	*
Cable, SATA (18-inch RoHs) (all models)	26K1186	*
Hard disk drive mounting bracket (all models)	39M0461	*
Cable, serial (all models)	39K5021	*
EMC shield, diskette drive (all models)	39M0464	*
Cable, diskette drive (RoHs) (all models)	26K1184	*
Fan duct Asm (all models)	39M0470	**
Power switch/LED Asm (all models)	39M0471	**
Device retaining clips (all models)	39M0473	*
Shield, system board (all models)	39M0474	N
Miscellaneous hardware kit (all models)	39M0477	**
Cable, 1394 panel mount (all models)	39M0478	**
RM kit (all models)	89P6725	N
Cable, 2-drop IDE (all models)	39M0516	*
Tray, Hard disk drive w/screws (all models)	39M0491	*
Miscellaneous screw kit (all models)	41R2477	*
Battery, 3.0V (all models)	33F8354	*

8131 Keyboard (Preferred Pro, Fullsize, Stealth black)	FRU#	CRU
US English (models CTO A1U A2U A3U A4U A5U A9U 11U 12U 13U 16U 17U 32U 33U 34U 34U 35U 41U 42U 43U 71G 72G 73G 74G 75G 76G 77G 78G C1U C2U C3U C4U C5U C6U C7U C8U C9U ABU ACM ADM AEC AFC 18C 19U 1AC 36U 45U 46M 51U 37U 38U 47U AGU AHU AJU AKU ALU ANU APU AQM ARM ASC ATC AUG B1G B2G B3G 1BU 1CU 1DU 1FC 1HU 1JU 1KU 1LC 1MU 1NU 1PU 1QG 1RU 1SU 1SQ 1SC 1TU 1UG 3AU 3BU 3CU 3DU 3EU 3FU 3GU 3HG 48U 49U 4AU 4CU 4DM 4EU 52U D1M D2U D3U E1U E2U E3U F1U F2U F3U 79G G1C G2Q G3M G4M G5G 1VM 1XM 1YM)	89P8300	*
Arabic (models CTO-G 71G 72G 73G 74G 75G 76G 77G 78G AUG B1G B2G B3G 1QG 1UG 3HG 79G G5G)	89P8301	*

8131 Keyboard (Preferred Pro, Fullsize, Stealth black)	FRU#	CRU
Belgian/French (models CTO-G 71G 72G 73G 74G 75G 76G 77G 78G AUG B1G B2G B3G 1QG 1UG 3HG 79G G5G)	89P8302	*
Belgian/UK (models CTO-G 71G 72G 73G 74G 75G 76G 77G 78G AUG B1G B2G B3G 1QG 1UG 3HG 79G G5G)	89P8303	*
Bulgarian (models CTO-G 71G 72G 73G 74G 75G 76G 77G 78G AUG B1G B2G B3G 1QG 1UG 3HG 79G G5G)	89P8305	*
Chinese/US (models CTO-A)	89P8306	*
Czech (models CTO-G 71G 72G 73G 74G 75G 76G 77G 78G AUG B1G B2G B3G 1QG 1UG 3HG 79G G5G)	89P8307	*
Danish (models CTO-G 71G 72G 73G 74G 75G 76G 77G 78G AUG B1G B2G B3G 1QG 1UG 3HG 79G G5G)	89P8308	*
Dutch (models CTO-G 71G 72G 73G 74G 75G 76G 77G 78G AUG B1G B2G B3G 1QG 1UG 3HG 79G G5G)	89P8309	*
French (models CTO-G 71G 72G 73G 74G 75G 76G 77G 78G AUG B1G B2G B3G 1QG 1UG 3HG 79G G5G)	89P8310	*
French Canadian 445 (models CTO-U A1F A2F A3F A4F A5F A9F 11F 12F 13F 16F 17F 32F 33F 34F 34F 35F 41F 42F 43F 36F 51F AGF AHF AJF AKF ALF ANF APF 1BF 1CF 1DF 1HF 1JF 1KF 1MF 1NF 1PF 1RF 1SF 1TF 3AF 3BF 3CF 3DF 3EF 3FF 3GF 48F 49F 4AF 4CF 4EF 52F D2F D3F E1F E2F E3F F1F F2F F3F)	89P8311	*
French Canadian 58 (models CTO-U A1F A2F A3F A4F A5F A9F 11F 12F 13F 16F 17F 32F 33F 34F 34F 35F 41F 42F 43F 36F 51F AGF AHF AJF AKF ALF ANF APF 1BF 1CF 1DF 1HF 1JF 1KF 1MF 1NF 1PF 1RF 1SF 1TF 3AF 3BF 3CF 3DF 3EF 3FF 3GF 48F 49F 4AF 4CF 4EF 52F D2F D3F E1F E2F E3F F1F F2F F3F)	89P8312	*
German (models CTO-G 71G 72G 73G 74G 75G 76G 77G 78G AUG B1G B2G B3G 1QG 1UG 3HG 79G G5G)	89P8313	*
Greek (models CTO-G 71G 72G 73G 74G 75G 76G 77G 78G AUG B1G B2G B3G 1QG 1UG 3HG 79G G5G)	89P8314	*
Hebrew (models CTO-G 71G 72G 73G 74G 75G 76G 77G 78G AUG B1G B2G B3G 1QG 1UG 3HG 79G G5G)	89P8315	*
Hungarian (models CTO-G 71G 72G 73G 74G 75G 76G 77G 78G AUG B1G B2G B3G 1QG 1UG 3HG 79G G5G)	89P8316	*
Iceland (models CTO-G 71G 72G 73G 74G 75G 76G 77G 78G AUG B1G B2G B3G 1QG 1UG 3HG 79G G5G)	89P8317	*
Italian 141 (models CTO-G 71G 72G 73G 74G 75G 76G 77G 78G AUG B1G B2G B3G 1QG 1UG 3HG 79G G5G)	89P8318	*
Italian 142 (models CTO-G 71G 72G 73G 74G 75G 76G 77G 78G AUG B1G B2G B3G 1QG 1UG 3HG 79G G5G)	89P8319	*
LA Spanish (models CTO-L A1S A1D A1Y A3S A7S A8S A8D A8Y AAS 13S 14S 14D 14Y 15S 15D 15Y 17S 31S 31D 31Y 34S 35S 42S 44S 44D 44Y A9S AGS AGD AGY AJS ALS AMS AMD AMY APS 1DS 1ES 1ED 1EY 1GS 1GD 1GY 1JS 39S 39D 39Y 3DS 49S 4BS 4BD 4BY)	89P8322	*
Norwegian (models CTO-G 71G 72G 73G 74G 75G 76G 77G 78G AUG B1G B2G B3G 1QG 1UG 3HG 79G G5G)	89P8323	*
Polish (models CTO-G 71G 72G 73G 74G 75G 76G 77G 78G AUG B1G B2G B3G 1QG 1UG 3HG 79G G5G)	89P8324	*
Portuguese (models CTO-G 71G 72G 73G 74G 75G 76G 77G 78G AUG B1G B2G B3G 1QG 1UG 3HG 79G G5G)	89P8325	*
Romanian (models CTO-G 71G 72G 73G 74G 75G 76G 77G 78G AUG B1G B2G B3G 1QG 1UG 3HG 79G G5G)	89P8326	*

8131 Keyboard (Preferred Pro, Fullsize, Stealth black)	FRU#	CRU
Russian (models CTO-G 71G 72G 73G 74G 75G 76G 77G 78G AUG B1G B2G B3G 1QG 1UG 3HG 79G G5G)	89P8327	*
Russian/Cyrillic (models CTO-G 71G 72G 73G 74G 75G 76G 77G 78G AUG B1G B2G B3G 1QG 1UG 3HG 79G G5G)	89P8328	*
Serbian/Cyrillic (models CTO-G 71G 72G 73G 74G 75G 76G 77G 78G AUG B1G B2G B3G 1QG 1UG 3HG 79G G5G)	89P8329	*
Slovak (models CTO-G 71G 72G 73G 74G 75G 76G 77G 78G AUG B1G B2G B3G 1QG 1UG 3HG 79G G5G)	89P8330	*
Spanish (models CTO-G 71G 72G 73G 74G 75G 76G 77G 78G AUG B1G B2G B3G 1QG 1UG 3HG 79G G5G)	89P8331	*
Swedish/Finn (models CTO-G 71G 72G 73G 74G 75G 76G 77G 78G AUG B1G B2G B3G 1QG 1UG 3HG 79G G5G)	89P8332	*
Swiss F/G (models CTO-G 71G 72G 73G 74G 75G 76G 77G 78G AUG B1G B2G B3G 1QG 1UG 3HG 79G G5G)	89P8333	*
Thailand (models CTO-A)	89P8334	*
Turkish 440 (models CTO-G 71G 72G 73G 74G 75G 76G 77G 78G AUG B1G B2G B3G 1QG 1UG 3HG 79G G5G)	89P8335	*
Turkish 179 (models CTO-G 71G 72G 73G 74G 75G 76G 77G 78G AUG B1G B2G B3G 1QG 1UG 3HG 79G G5G)	89P8336	*
UK English (models CTO-G 71G 72G 73G 74G 75G 76G 77G 78G AUG B1G B2G B3G 1QG 1UG 3HG 79G G5G)	89P8337	*
US Euro (models CTO-G 71G 72G 73G 74G 75G 76G 77G 78G AUG B1G B2G B3G 1QG 1UG 3HG 79G G5G)	89P8338	*
Yugoslav/Latin (models CTO-G 71G 72G 73G 74G 75G 76G 77G 78G AUG B1G B2G B3G 1QG 1UG 3HG 79G G5G)	89P8339	*
Brazil/Portuguese (models CTO-L A1P A3P A7P A8P A9P 13P 14P 15P 17P 31P 35P 42P 44P AGP AJP ALP AMP APP 1DP 1EP 1GP 1JP 39P 3DP 49P 4BP)	89P8304	*

8131 mice	FRU#	CRU
Mouse, PS/2 2-Button (Black) (models CTO A2U A2F A4U A4F 11U 11F ABU 19U AHU AHFAKU AKF ANU ANF 1BU 1BF 1KU 1KF 1MU 1MF 1RU 1RF 4CU 4CF)	24P0383	*
Mouse, PS/2 3-Button (Ball) Wheel (models CTO)	24P0491	*
Mouse, Scrollpoint Optical, USB (models CTO)	24P0499	*
Mouse, Optical Wheelmouse, USB (models 1CU 1CF 1DU 1DF 1DS 1DP 1ES 1EP 1ED 1EY 1FC 1GS 1GP 1GD 1GY 1HU 1HF 1JU 1JF 1JS 1JP 1LC 1NU 1NF 1PU 1PF 1QG 1SU 1SF 1SQ 1SC 1TU 1TF 1UG 39S 39P 39D 39Y 3AU 3AF 3BU 3BF 3CU 3CF 3DU 3DF 3DS 3DP 3EU 3EF 3FU 3FF 3GU 3GF 3HG 48U 48F 49U 49F 49S 49P 4AU 4AF 4BS 4BP 4BD 4BY 4DM 4EU 4EF 52U 52F D1M D2U D2F D3U D3F E1U E1F E2U E2F G1C G2Q G3M G4M G5G 1VM 1XM 1YM CTO A1U A1F A1S A1D A1Y A3U A3F A3S A5U A5F A7S A8S A8D A8Y A9U A9F AAS 12U 12F 13U 13F 13S 14S 14D 14Y 15S 15D 15Y 16U 16F 17U 17F 17S 31S 31D 31Y 32U 32F 33U 33F 34U 34F 34U 34F 34S 35U 35F 35S 41U 41F 42U 42F 42S 43U 43F 44S 44D 44Y 71G 72G 73G 74G 75G 76G 77G 78G ACM ADM AEC AFC 18C 1AC 36U 36F 45U 46M 51U 51F 37U A1P A3P A7P A8P A9S A9P 13P 14P 15P 17P 31P 35P 42P 44P 38U 47U AGU AGF AGS AGP AGD AGY AJU AJF AJS AJP ALU ALF ALS ALP AMS AMP AMD AMY APU APF APS APP AQM ARM ASC ATC AUG B1G B2G B3G)	89P5089	*

8131 Adapters and miscellaneous FRUs	FRU#	CRU
PCI Modem Card (Soft), ATX V.90 (models CTO A1U A1F A1S A1D A1Y A8S A8D A8Y 14S 14D 14Y 15S 15D 15Y 71G 72G 73G 74G 75G 76G 77G 78G 31D 31Y 43U 43F 44S 44D 44Y ADM A1P A8P 14P 15P 31P 44P AGU AGF AGS AGP AGD AGY AMS AMP AMD AMY ARM 1ES 1EP 1ED 1EY 1GS 1GP 1GD 1GY 39S 39P 39D 39Y 4BS 4BP 4BD 4BY)	22P7943	*
64MB PCIe Adapter, Dual VGA (models CTO)	19R0849	*
128MB PCIe Adapter, Dual VGA, DVI-I, TV out (models CTO)	19R1452	*
PCI-E Daughter Card, DVI-D (models CTO)	19R2374	*
Net Adapter, Intel Pro/1000T PCI (ATX) (models CTO)	22P6509	*
1394 Firewire PCI, LP (ATX) (models CTO)	73P2608	*
Speakers, Jazz Infinity Active T1 (Black) (models CTO A1U A1F A1S A1D A1Y A8S A8D A8Y 14S 14D 14Y 15S 15D 15Y 31S 31D 31Y 43U 43F 44S 44D 44Y ADM A1P A8P 14P 15P 31P 44P AGU AGF AGS AGP AGD AGY AMS AMP AMD AMY ARM 1ES 1EP 1ED 1EY 1GS 1GP 1GD 1GY 39P 39D 39Y 4BS 4BP 4BD 4BY)	25P4726	*
Speaker Power brick - US (models CTO-U CTO-L A1U A1F A1S A1D A1Y A8S A8D A8Y 14S 14D 14Y 15S 15D 15Y 31S 31D 31Y 43U 43F 44S 44D 44Y AGU AGF AGS AGD AGY AMS AMP AMD AMY 1ES 1ED 1EY 1GS 1GD 1GY 39D 39Y 4BS 4BD 4BY)	10K2587	*
Speaker Power brick - ANZ (models CTO-A CTO-L A1D A1Y A8D A8Y 14D 14Y 15D 15Y 31D 31Y 44D 44Y ADM ARM)	25P5705	*
Speaker Power brick - Brazil (models A1P A8P 14P 15P 31P 44P AGP AMP 1EP 1GP 39P 4BP)	25P5706	*
Speaker Power brick - Argentina (models AGS AGY AMS AMY 1ES 1EY 1GS 1GY 39S 39Y 4BS 4BY)	01R2253	*
RJ11 Connector adapter (Spain, Ireland) (all "G" models)	60H6043	*
RJ11 Connector adapter (Austria) (all "G" models)	60H6045	*
RJ11 Connector adapter (Belgium) (all "G" models)	60H6046	*
RJ11 Connector adapter (Denmark) (all "G" models)	60H6047	*
RJ11 Connector adapter (Norway/Finland) (all "G" models)	60H6048	*
RJ11 Connector adapter (France) (all "G" models)	60H6049	*
RJ11 Connector adapter (Germany) (all "G" models)	60H6050	*
RJ11 Connector adapter (UK,NZ, HK) (all "G" "M" "B" "H" models)	60H6051	*
RJ11 Connector adapter (Italy) (all "G" models)	60H6052	*
RJ11 Connector adapter (Netherlands) (all "G" models)	60H6053	*
RJ11 Connector adapter (Sweden) (all "G" models)	60H6054	*
RJ11 Connector adapter (Switzerland) (all "G" models)	60H6055	*

8131 Power Cords	FRU#	CRU
Power cord (models 1BU 1BF 1CU 1CF 1DU 1DF 1DS 1DP 1ES 1EP 1ED 1GS 1GP 1GD 1HU 1HF 1JU 1JF 1JS 1JP 1KU 1KF 1MU 1MF 1NU 1NF 1PU 1PF 1QG 1RU 1RF 1SU 1SF 1TU 1TF 1UG 39S 39P 39D 3AU 3AF 3BU 3BF 3CU 3CF 3DU 3DF 3DS 3DP 3EU 3EF 3FU 3FF 3GU 3GF 3HG 48U 48F 49U 49F 49S 49P 4AU 4AF 4BS 4BP 4BD 4CU 4CF 4EU 4EF 52U 52F D2U D2F D3U D3F E1U E1F E2U E2F E3U E3F F1U F1F F2U F2F F3U F3F 79G CBU CCU CDU CEU CFU CGU CHU G5G A1U A1F A1S A1D A2U A2F A3U A3F A3S A4U A4F A5U A5F A7S A8S A8D A9U A9F AAS 11U 11F 12U 12F 13U 13F 13S 14S 14D 15S 15D 16U 16F 17U 17F 17S 31S 31D 32U 32F 33U 33F 34U 34F 34U 34F 34S 35U 35F 35S 41U 41F 42U 42F 42S 43U 43F 44S 44D 71G 72G 73G 74G 75G 76G 77G 78G C1U C2U C3U C4U C5U C6U C7U C8U C9U ABU 19U 36U 36F 45U 51U 51F 37U A1P A3P A7P A8P A9S A9P 13P 14P 15P 17P 31P 35P 42P 44P 38U 47U AGU AGF AGS AGP AGD AHU AHF AJU AJF AJS AJP AKU AKF ALU ALF ALS ALP AMS AMP AMD ANU ANF APU APF APS APP AUG)	6952301	*
Power cord (ANZ) (models ACM ADM 46M AQM ARM 4DM D1M G3M G4M 1VM 1XM 1YM)	13F9939	*
Power cord (EMEA, ANZ, ASEAN Eng, Korea) (models 71G 72G 73G 74G 75G 76G 77G 78G AUG B1G B2G B3G 1QG 1UG 3HG 79G G5G)	13F9978	*
Power cord (EMEA, ANZ, ASEAN Eng, HK Eng) (models 71G 72G 73G 74G 75G 76G 77G 78G AUG B1G B2G B3G 1QG 1UG 3HG 79G G5G)	14F0032	*
Power cord (EMEA) (models 71G 72G 73G 74G 75G 76G 77G 78G AUG B1G B2G B3G 1QG 1UG 3HG 79G G5G)	13F9996	*
Power cord (EMEA, LA) (models A1S A1D A1Y A3S A7S A8S A8D A8Y AAS 13S 14S 14D 14Y 15S 15D 15Y 17S 31S 31D 31Y 34S 35S 42S 44S 44D 44Y 71G 72G 73G 74G 75G 76G 77G 78G A1P A3P A7P A8P A9S A9P 13P 14P 15P 17P 31P 35P 42P 44P AGS AGP AGD AGY AJS AJP ALS ALP AMS AMP AMD AMY APS APP AUG B1G B2G B3G 1DS 1DP 1ES 1EP 1ED 1EY 1GS 1GP 1GD 1GY 1JS 1JP 1QG 1UG 39S 39P 39D 39Y 3DS 3DP 3HG 49S 49P 4BS 4BP 4BD 4BY 79G G5G)	14F0068	*
Power cord (APU) (models A1Y A8Y 14Y 15Y 31Y 44Y AGY AMY 1EY 1GY 39Y 4BY)	36L8879	*
Power cord (China, HK) (models AEC AFC 18C 1AC ASC ATC 1FC 1LC 1SC G1C)	02K0545	*
Power cord (EMEA) (models 71G 72G 73G 74G 75G 76G 77G 78G AUG B1G B2G B3G 1QG 1UG 3HG 79G G5G)	14F0086	*
Power cord (EMEA, ANZ, ASEAN Eng) (models 71G 72G 73G 74G 75G 76G 77G 78G AUG B1G B2G B3G 1QG 1UG 3HG 79G G5G)	14F0014	*
Power cord (EMEA) (models 71G 72G 73G 74G 75G 76G 77G 78G AUG B1G B2G B3G 1QG 1UG 3HG 79G G5G)	14F0050	*
Power cord (India) (models 1SQ G2Q)	49P2078	*

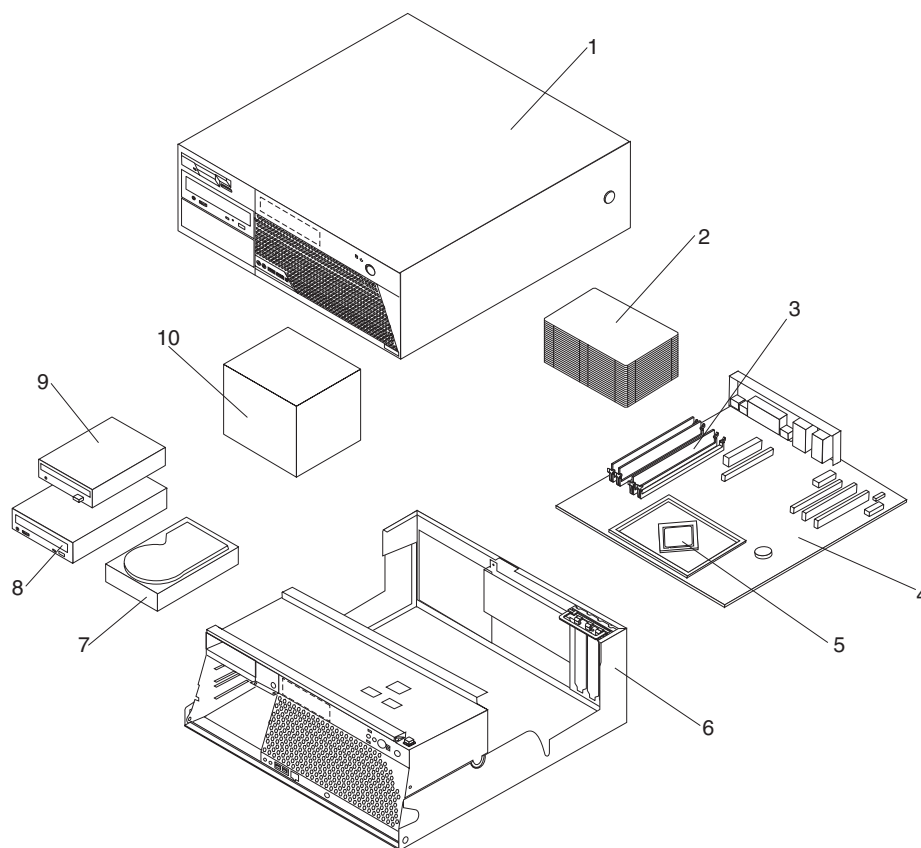
8131 Windows XP Home Recovery CDs	FRU #	CRU
US/UK/AP/TH (models A1U A2U A4U ACM ADM 11U 46M 71G 72G 73G 74G 75G AGU AHU AKU AQM ARM AUG B1G B2G B3G 1BU 1MU 4DM D1M 79G)	41D0550	*
FR/CF (models A1F A2F A4F 11F 71G 72G 73G 74G 75G AGF AHF AKF AUG B1G B2G B3G 1BF 1MF 79G)	41D0551	*
GR (models 71G 72G 73G 74G 75G AUG B1G B2G B3G 79G)	41D0552	*
IT (models 71G 72G 73G 74G 75G AUG B1G B2G B3G 79G)	41D0554	*
BR (models A1P A8P 14P 15P 31P 44P AGP AMP 1EP 1GP 39P 4BP)	41D0555	*
SP/LA (models A1S A1D A1Y A8S A8D A8Y 14S 14D 14Y 15S 15D 15Y 31S 31D 31Y 44S 44D 44Y 71G 72G 73G 74G 75G AGS AGD AGY AMS AMD AMY AUG B1G B2G B3G 1ES 1ED 1EY 1GS 1GD 1GY 39S 39D 39Y 4BS 4BD 4BY 79G)	41D0553	*
DK (models 71G 72G 73G 74G 75G AUG B1G B2G B3G 79G)	41D0557	*

8131 Windows XP Home Recovery CDs	FRU #	CRU
NL (models 71G 72G 73G 74G 75G AUG B1G B2G B3G 79G)	39J8725	*
AE (models 71G 72G 73G 74G 75G AUG B1G B2G B3G 79G)	39J8729	*
SV (models 71G 72G 73G 74G 75G AUG B1G B2G B3G 79G)	41D0556	*
HE (models 71G 72G 73G 74G 75G AUG B1G B2G B3G 79G)	39J8726	*
FI (models 71G 72G 73G 74G 75G AUG B1G B2G B3G 79G)	39J8723	*
NO (models 71G 72G 73G 74G 75G AUG B1G B2G B3G 79G)	39J8724	*
PL (models 71G 72G 73G 74G 75G AUG B1G B2G B3G 79G)	39J8727	*
PO (models 71G 72G 73G 74G 75G AUG B1G B2G B3G 79G)	39J8733	*
RU (models 71G 72G 73G 74G 75G AUG B1G B2G B3G 79G)	41D9152	*
RE (models 71G 72G 73G 74G 75G AUG B1G B2G B3G 79G)	41D9151	*
HU (models 71G 72G 73G 74G 75G AUG B1G B2G B3G 79G)	39J8732	*
CZ (models 71G 72G 73G 74G 75G AUG B1G B2G B3G 79G)	39J8728	*
TR (models 71G 72G 73G 74G 75G AUG B1G B2G B3G 79G)	39J8731	*
GK (models 71G 72G 73G 74G 75G AUG B1G B2G B3G 79G)	39J8734	*
CS (models AFC ATC)	39T9305	*

8131 Windows XP Pro Recovery CDs	FRU #	CRU
US/UK/AP/TH (models A3U A5U A9U 12U 13U 16U 17U 32U 33U 34U 34U 35U 36U 41U 42U 43U 51U 76G 77G 78G 37U 38U 47U AJU ALU APU 1CU 1DU 1HU 1JU 1NU 1PU 1QG 1SU 1SQ 1TU 1UG 3AU 3BU 3CU 3DU 3EU 3FU 3GU 3HG 48U 49U 4AU 4EU 52U D2U D3U E1U E2U E3U F1U F2U F3U G2Q G3M G4M G5G 1VM 1XM 1YM)	41D0598	*
FR/CF (models A3F A5F A9F 12F 13F 16F 17F 32F 33F 34F 34F 35F 36F 41F 42F 43F 51F 76G 77G 78G AJF ALF APF 1CF 1DF 1HF 1JF 1NF 1PF 1QG 1SF 1TF 1UG 3AF 3BF 3CF 3DF 3EF 3FF 3GF 3HG 48F 49F 4AF 4EF 52F D2F D3F E1F E2F E3F F1F F2F F3F G5G)	41D0599	*
GR (models 76G 77G 78G 1QG 1UG 3HG G5G)	41D0600	*
IT (models 76G 77G 78G 1QG 1UG 3HG G5G)	41D0602	*
BR (models A3P A7P A9P 13P 17P 35P 42P AJP ALP APP 1DP 1JP 3DP 49P)	41D0603	*
SP/LA (models 76G 77G 78G A9S A3S A7S AAS 13S 17S 34S 35S 42S AJS ALS APS 1DS 1JS 1QG 1UG 3DS 3HG 49S G5G)	41D0601	*
DK (models 76G 77G 78G 1QG 1UG 3HG G5G)	41D0605	*
NL (models 76G 77G 78G 1QG 1UG 3HG G5G)	39J8526	*
AE (models 76G 77G 78G 1QG 1UG 3HG G5G)	39J8530	*
SV (models 76G 77G 78G 1QG 1UG 3HG G5G)	41D0604	*
HE (models 76G 77G 78G 1QG 1UG 3HG G5G)	39J8527	*
FI (models 76G 77G 78G 1QG 1UG 3HG G5G)	39J8524	*
NO (models 76G 77G 78G 1QG 1UG 3HG G5G)	39J8525	*
PL (models 76G 77G 78G 1QG 1UG 3HG G5G)	39J8528	*
PO (models 76G 77G 78G 1QG 1UG 3HG G5G)	39J8534	*
RU (models 76G 77G 78G 1QG 1UG 3HG G5G)	41D9154	*
RE (models 76G 77G 78G 1QG 1UG 3HG G5G)	41D9153	*
HU (models 76G 77G 78G 1QG 1UG 3HG G5G)	39J8533	*
CZ (models 76G 77G 78G 1QG 1UG 3HG G5G)	39J8529	*

8131 Windows XP Pro Recovery CDs	FRU #	CRU
TR (models 76G 77G 78G 1QG 1UG 3HG G5G)	39J8532	*
GK (models 76G 77G 78G 1QG 1UG 3HG G5G)	39J8535	*
Simplified Chinese (models 1SC G1C)	39T9300	*
SL (models 76G 77G 78G 1QG 1UG 3HG G5G)	39J8536	*
Multilingual 1 (models 76G 77G 78G 1QG 1UG 3HG G5G)	39J8537	*
Multilingual 2 (models 76G 77G 78G 1QG 1UG 3HG G5G)	39J8538	*

Machine Type 8132



Item #	8132 FRUs	FRU#	CRU
1	Top Cover Asm (all models)	89P6730	*
2	Heat sink (all models)	89P6729	**
3	Memory module, 256MB, DDR2 SDRAM, NP (PC 3200) (models 71G 72G 73G 74G 75G 76G 77G 78G 79G CTO)	73P3220	*
3	Memory module, 512MB, DDR2 SDRAM, NP (PC 3200) (models CTO)	73P3222	*
3	Memory module, 1GB, DDR2 SDRAM, NP (PC 3200) (models CTO)	73P3224	*
3	Memory module, 256MB, DDR2 SDRAM, NP (PC 4200) (models CTO A1G B1G B2G 21G 31G 41G 7AG 7BG 7CG 7DG)	30R5120	*
3	Memory module, 512MB, DDR2 SDRAM, NP (PC 4200) (models CTO)	30R5121	*
3	Memory module, 1GB, DDR2 SDRAM, NP (PC 4200) (models CTO)	30R5122	*
4	System board, 10/100 Enet with no PCIe-16X slot (models 71G 72G 73G 74G 75G 76G 77G 78G 79G CTO A1G B1G B2G 21G 31G 41G 7AG 7BG 7CG 7DG)	41T3045	**
4	System board, 10/1000 Enet with PCIe-16X slot (models CTO)	41T3044	**
4	System board, Barbados 915GV, 10/100 Enet with no PCIe-16X slot (models 71G 72G 73G 74G 75G 76G 77G 78G 79G CTO A1G B1G B2G 21G 31G 41G 7AG 7BG 7CG 7DG)	53Y8357	N
4	System board, Barbados 915G, 10/1000 Enet with PCIe-16X slot (models CTO)	53Y8355	N
5	2.53 GHZ Celeron, 533 FSB (models CTO)	29R7215	**
5	2.53 GHZ Celeron, 533 FSB (models CTO)	39J9397	**
5	2.66 GHZ Celeron, 533 FSB (models CTO 71G)	29R7217	**

Item #	8132 FRUs	FRU#	CRU
5	2.66 GHZ Celeron, 533 FSB (models CTO)	39J9399	**
5	2.8 GHZ Celeron, 533 FSB (models CTO 72G 73G)	29R7219	**
5	2.8 GHZ Celeron, 533 FSB (models CTO A1G 7AG)	39J9401	**
5	2.93 GHZ Celeron, 533 FSB (models CTO 74G 75G)	29R7221	**
5	2.93 GHZ Celeron, 533 FSB (models CTO B1G)	39J9403	**
5	3.06 GHZ Celeron, 533 FSB (models CTO)	29R8208	**
5	3.06 GHZ Celeron, 533 FSB (models CTO B2G)	39J9405	**
5	3.2 GHZ Celeron, 533 FSB (models CTO)	41D0533	**
5	2.66GHZ P4, 533 FSB (models CTO)	29R7223	**
5	2.66GHZ P4, 533 FSB (models CTO)	41D0676	**
5	2.93GHZ P4, 533 FSB (models CTO 76G)	29R7225	**
5	2.93GHZ P4, 533 FSB (models CTO 7BG)	41D0677	**
5	3.06GHZ P4, 533 FSB (models CTO 21G)	41D0678	**
5	2.8 GHZ P4, 800 FSB (models CTO)	19R0495	**
5	2.8 GHZ P4, 800 FSB (models CTO)	39J9407	**
5	3.0GHZ P4, 800 FSB (models CTO 77G)	19R0496	**
5	3.0GHZ P4, 800 FSB (models CTO 31G 7CG)	39J9409	**
5	3.2GHZ P4, 800 FSB (models CTO 78G)	19R0497	**
5	3.2GHZ P4, 800 FSB (models CTO)	39J9411	**
5	3.4GHZ P4, 800 FSB (models CTO 79G)	19R0492	**
5	3.4GHZ P4, 800 FSB (models CTO)	39J9413	**
5	3.0GHZ P4, 800MHz,2MB HT, Mainstream FMB (models CTO 41G 7DG)	39J6589	**
5	3.2GHZ P4, 800MHz,2MB HT, Mainstream FMB (models CTO)	39J6591	**
5	3.4GHZ P4, 800MHz,2MB HT, Mainstream FMB (models CTO)	39J6593	**
6	Chassis and top cover kit (all models)	39K5053	**
7	Hard disk drive 40GB 7200 rpm Serial ATA (models 71G 72G 74G CTO)	71P7312	*
7	Hard disk drive 40GB 7200 rpm Serial ATA (models 71G 72G 74G CTO)	40Y8760	*
7	Hard disk drive 40GB 7200 rpm Serial ATA (models 71G 72G 74G CTO)	40Y9033	*
7	Hard disk drive 80GB 7200 rpm Serial ATA (models 73G 75G 76G 77G 78G 79G CTO A1G B1G B2G 21G 31G 41G 7AG 7BG 7CG)	71P7293	*
7	Hard disk drive 80GB 7200 rpm Serial ATA (models 73G 75G 76G 77G 78G 79G CTO A1G B1G B2G 21G 31G 41G 7AG 7BG 7CG 7DG)	40Y8761	*
7	Hard disk drive 80GB 7200 rpm Serial ATA (models 73G 75G 76G 77G 78G 79G CTO A1G B1G B2G 21G 31G 41G 7AG 7BG 7CG 7DG)	40Y9034	*
7	Hard disk drive 160GB 7200 rpm Serial ATA (models CTO)	71P7297	*
7	Hard disk drive 160GB 7200 rpm Serial ATA (models CTO)	40Y8762	*
8	CD-ROM drive 48X (models 71G 72G 74G CTO)	26K5445	*
8	CD-ROM drive 48X (models 71G 72G 74G CTO)	71P7375	*
8	CD-ROM drive 48X (models 71G 72G 74G CTO)	71P7385	*
8	CD-ROM drive 48X (models 71G 72G 74G CTO)	71P7377	*
8	CD-ROM drive 48X (models 71G 72G 74G CTO)	40Y8925	*
8	CD-ROM drive 48X (models 71G 72G 74G CTO)	40Y8929	*

Item #	8132 FRUs	FRU#	CRU
8	CD-ROM drive 48X (models 71G 72G 74G CTO)	40Y8807	*
8	CD-RW drive (48X/32X/48X) (models CTO)	71P7349	*
8	CD-RW drive (48X/32X/48X) (models CTO)	26K5401	*
8	CD-RW drive (48X/32X/48X) (models CTO)	40Y8901	*
8	DVD-ROM (16X/48X) - black (models 73G 75G 76G 77G 78G 79G CTO)	71P7357	*
8	DVD-ROM (16X/48X) - black (models 73G 75G 76G 77G 78G 79G CTO)	26K5435	*
8	DVD-ROM (16X/48X) - black (models 73G 75G 76G 77G 78G 79G CTO)	26K5385	*
8	DVD-ROM (16X/48X) - black (models CTO 73G 75G 76G 77G 78G 79G A1G B1G B2G 21G 31G 41G 7AG 7BG 7CG 7DG)	40Y8931	*
8	DVD-ROM (16X/48X) - black (models CTO 73G 75G 76G 77G 78G 79G A1G B1G B2G 21G 31G 41G 7AG 7BG 7CG 7DG)	40Y8933	*
8	DVD-ROM (16X/48X) - black (models CTO 73G 75G 76G 77G 78G 79G A1G B1G B2G 21G 31G 41G 7AG 7BG 7CG 7DG)	40Y8935	*
8	CD-RW/DVD-ROM Combo drive (48X/32X/48X/16X Max) (models CTO)	26K5379	*
8	CD-RW/DVD-ROM Combo drive (48X/32X/48X/16X Max) (models CTO)	40Y8919	*
8	CD-RW/DVD-ROM Combo drive (48X/32X/48X/16X Max) (models CTO)	26K5429	*
8	CD-RW/DVD-ROM Combo drive (48X/32X/48X/16X Max) (models CTO)	40Y8903	*
8	Multiburner Plus (models CTO)	26K5441	*
8	Multiburner Plus (models CTO)	40Y8799	*
9	3.5" 1.44MB 2-MODE FDD wo/Bezel (models 71G 72G 73G 74G 75G 76G 77G 78G 79G CTO)	76H4091	*
9	3.5" 1.44MB 3-MODE FDD (wo/Bezel) (models 71G 72G 73G 74G 75G 76G 77G 78G 79G CTO)	24P3889	*
9	3.5" 1.44MB 2-MODE FDD w/Bezel (models 71G 72G 73G 74G 75G 76G 77G 78G 79G CTO A1G B1G B2G 21G 31G 41G 7AG 7BG 7CG 7DG)	40Y9113	*
9	3.5" 1.44MB 2-MODE FDD w/Bezel (models 71G 72G 73G 74G 75G 76G 77G 78G 79G CTO A1G B1G B2G 21G 31G 41G 7AG 7BG 7CG 7DG)	40Y9105	*
9	3.5" 1.44MB 2-MODE FDD w/Bezel (models 71G 72G 73G 74G 75G 76G 77G 78G 79G CTO A1G B1G B2G 21G 31G 41G 7AG 7BG 7CG 7DG)	40Y9107	*
10	Power Supply 310 Watt (models 71G 72G 73G 74G 75G 76G 77G 78G 79G CTO A1G B1G B2G 21G 31G 41G 7AG 7BG 7CG 7DG)	24R2574	**

The FRUs listed in the following table are not illustrated.

8132 FRUs	FRU#	CRU
Hard disk drive Mounting Brkt Asm (all models)	88P5916	*
Speaker Asm, internal (models 71G 72G 73G 74G 75G 76G 77G 78G 79G CTO A1G B1G B2G 21G 31G 41G 7AG 7BG 7CG 7DG)	00N5151	*
Speaker Asm, internal, RoHS Compliant (models 71G 72G 73G 74G 75G 76G 77G 78G 79G CTO A1G B1G B2G 21G 31G 41G 7AG 7BG 7CG 7DG)	39M0614	*
Cable, Second Serial Port (all models)	49P4530	*
Retention module assembly - (all models)	89P6725	**
Device Retaining Clips (all models)	13N2449	*
Fan and Duct Asm (all models)	39K5014	*
Cable, SATA (all models)	89P6728	*

8132 FRUs	FRU#	CRU
Bezel Kit (all models)	89P6731	*
Cable and Front USB/Audio Card (all models)	89P6733	**
Cable, 2-drop IDE (all models)	89P6734	*
Cable, FDD (all models)	89P6735	*
Shield, Blank 5.25 (all models)	89P6771	*
Shield, Blank FDD (all models)	89P6736	*
Miscellaneous Hardware kit (all models)	89P6737	*
Universal Adapter Bracket 5.25 to 3.5, No Bezel (for Hard disk drive)	32P4743	*
Cable, 1394 Front (all models)	89P6738	**
Cable, Power/LED (all models)	89P6739	**
System board shield (all models)	39K5049	**
Battery, 3.0V (all models)	33F8354	*

8132 Keyboards (Preferred Pro Fullsize, Stealth Black)	FRU#	CRU
US English (models 71G 72G 73G 74G 75G 76G 77G 78G 79G CTO A1G B1G B2G 21G 31G 41G 7AG 7BG 7CG 7DG)	89P8300	*
Arabic (models 71G 72G 73G 74G 75G 76G 77G 78G 79G CTO A1G B1G B2G 21G 31G 41G 7AG 7BG 7CG 7DG)	89P8301	*
Belgian/French (models 71G 72G 73G 74G 75G 76G 77G 78G 79G CTO A1G B1G B2G 21G 31G 41G 7AG 7BG 7CG 7DG)	89P8302	*
Belgian/UK (models 71G 72G 73G 74G 75G 76G 77G 78G 79G CTO A1G B1G B2G 21G 31G 41G 7AG 7BG 7CG 7DG)	89P8303	*
Bulgarian (models 71G 72G 73G 74G 75G 76G 77G 78G 79G CTO A1G B1G B2G 21G 31G 41G 7AG 7BG 7CG 7DG)	89P8305	*
Chinese/US (models CTO-A)	89P8306	*
Czech (models 71G 72G 73G 74G 75G 76G 77G 78G 79G CTO A1G B1G B2G 21G 31G 41G 7AG 7BG 7CG 7DG)	89P8307	*
Danish (models 71G 72G 73G 74G 75G 76G 77G 78G 79G CTO A1G B1G B2G 21G 31G 41G 7AG 7BG 7CG 7DG)	89P8308	*
Dutch (models 71G 72G 73G 74G 75G 76G 77G 78G 79G CTO A1G B1G B2G 21G 31G 41G 7AG 7BG 7CG 7DG)	89P8309	*
French (models 71G 72G 73G 74G 75G 76G 77G 78G 79G CTO A1G B1G B2G 21G 31G 41G 7AG 7BG 7CG 7DG)	89P8310	*
French Canadian 445 (models CTO-U)	89P8311	*
French Canadian 58 (models CTO-U)	89P8312	*
German (models 71G 72G 73G 74G 75G 76G 77G 78G 79G CTO A1G B1G B2G 21G 31G 41G 7AG 7BG 7CG 7DG)	89P8313	*
Greek (models 71G 72G 73G 74G 75G 76G 77G 78G 79G CTO A1G B1G B2G 21G 31G 41G 7AG 7BG 7CG 7DG)	89P8314	*
Hebrew (models 71G 72G 73G 74G 75G 76G 77G 78G 79G CTO A1G B1G B2G 21G 31G 41G 7AG 7BG 7CG 7DG)	89P8315	*
Hungarian (models 71G 72G 73G 74G 75G 76G 77G 78G 79G CTO A1G B1G B2G 21G 31G 41G 7AG 7BG 7CG 7DG)	89P8316	*
Iceland (models 71G 72G 73G 74G 75G 76G 77G 78G 79G CTO A1G B1G B2G 21G 31G 41G 7AG 7BG 7CG 7DG)	89P8317	*

8132 Keyboards (Preferred Pro Fullsize, Stealth Black)	FRU#	CRU
Italian 141 (models 71G 72G 73G 74G 75G 76G 77G 78G 79G CTO A1G B1G B2G 21G 31G 41G 7AG 7BG 7CG 7DG)	89P8318	*
Italian 142 (models 71G 72G 73G 74G 75G 76G 77G 78G 79G CTO A1G B1G B2G 21G 31G 41G 7AG 7BG 7CG 7DG)	89P8319	*
LA Spanish (models CTO-L)	89P8322	*
Norwegian (models 71G 72G 73G 74G 75G 76G 77G 78G 79G CTO A1G B1G B2G 21G 31G 41G 7AG 7BG 7CG 7DG)	89P8323	*
Polish (models 71G 72G 73G 74G 75G 76G 77G 78G 79G CTO A1G B1G B2G 21G 31G 41G 7AG 7BG 7CG 7DG)	89P8324	*
Portuguese (models 71G 72G 73G 74G 75G 76G 77G 78G 79G CTO A1G B1G B2G 21G 31G 41G 7AG 7BG 7CG 7DG)	89P8325	*
Romanian (models 71G 72G 73G 74G 75G 76G 77G 78G 79G CTO A1G B1G B2G 21G 31G 41G 7AG 7BG 7CG 7DG)	89P8326	*
Russian/Cyrillic (models 71G 72G 73G 74G 75G 76G 77G 78G 79G CTO A1G B1G B2G 21G 31G 41G 7AG 7BG 7CG 7DG)	89P8328	*
Serbian/Cyrillic (models 71G 72G 73G 74G 75G 76G 77G 78G 79G CTO)	89P8329	*
Slovak (models 71G 72G 73G 74G 75G 76G 77G 78G 79G CTO A1G B1G B2G 21G 31G 41G 7AG 7BG 7CG 7DG)	89P8330	*
Spanish (models 71G 72G 73G 74G 75G 76G 77G 78G 79G CTO A1G B1G B2G 21G 31G 41G 7AG 7BG 7CG 7DG)	89P8331	*
Swedish/Finn (models 71G 72G 73G 74G 75G 76G 77G 78G 79G CTO A1G B1G B2G 21G 31G 41G 7AG 7BG 7CG 7DG)	89P8332	*
Swiss F/G (models 71G 72G 73G 74G 75G 76G 77G 78G 79G CTO A1G B1G B2G 21G 31G 41G 7AG 7BG 7CG 7DG)	89P8333	*
Thailand (models CTO-A)	89P8334	*
Turkish 179 (models 71G 72G 73G 74G 75G 76G 77G 78G 79G CTO A1G B1G B2G 21G 31G 41G 7AG 7BG 7CG 7DG)	89P8336	*
UK English (models 71G 72G 73G 74G 75G 76G 77G 78G 79G CTO A1G B1G B2G 21G 31G 41G 7AG 7BG 7CG 7DG)	89P8337	*
US Euro (models 71G 72G 73G 74G 75G 76G 77G 78G 79G CTO A1G B1G B2G 21G 31G 41G 7AG 7BG 7CG 7DG)	89P8338	*
Yugoslav/Latin (models 71G 72G 73G 74G 75G 76G 77G 78G 79G CTO A1G B1G B2G 21G 31G 41G 7AG 7BG 7CG 7DG)	89P8339	*
Brazil/Portuguese (models CTO-L)	89P8304	*

8132 mice	FRU#	CRU
Mouse, PS/2 2-Button (Black) (models CTO)	24P0383	*
Mouse, PS/2 3-Button (Ball) Wheel (models CTO)	24P0491	*
Mouse, Optical Wheelmouse, USB (models 71G 72G 73G 74G 75G 76G 77G 78G 79G CTO A1G B1G B2G 21G 31G 41G 7AG 7BG 7CG 7DG)	89P5089	*

8132 Adapters and miscellaneous FRUs	FRU#	CRU
PCI Modem Card (Soft), ATX V.90 (models CTO)	22P7943	*
64MB PCIe Adapter, Dual VGA (models CTO)	19R0849	*
128MB PCIe Adapter, Dual VGA, DVI-I, TV out (models CTO)	19R1452	*
PCI-E Daughter Card, DVI-D (models CTO)	19R2374	*

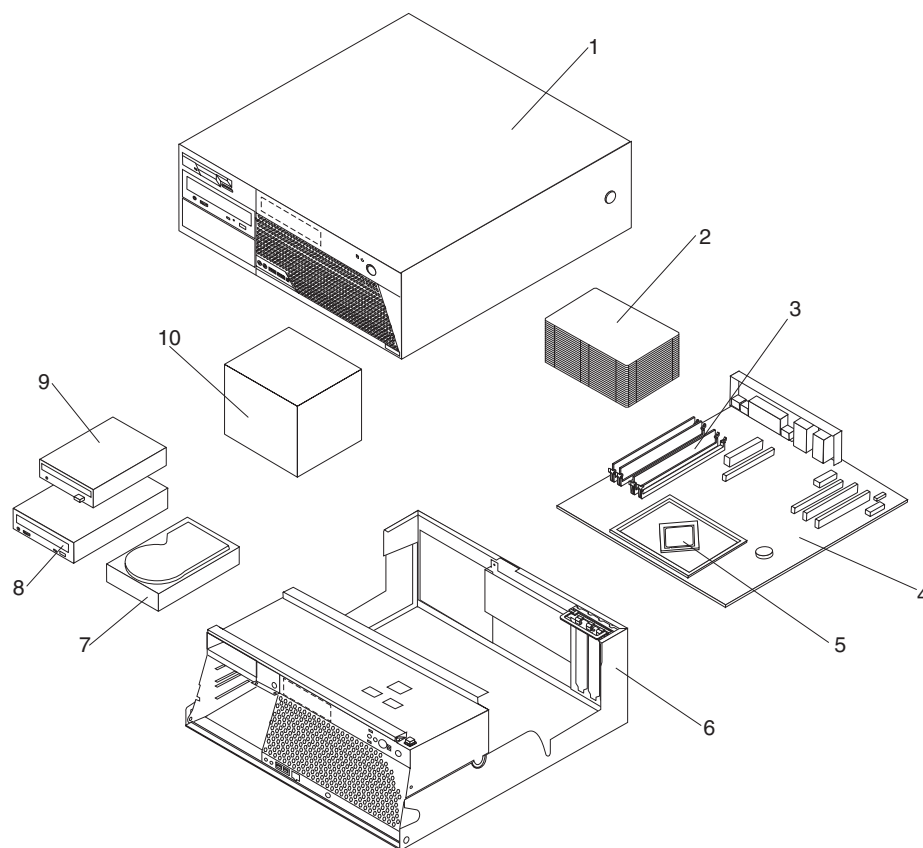
8132 Adapters and miscellaneous FRUs	FRU#	CRU
Net Adapter, Intel Pro/1000T PCI (ATX) (models CTO)	22P6509	*
1394 Firewire PCI, LP (ATX) (models CTO)	73P2608	*
Speakers, Jazz Infinity Active T1 (Black) (models CTO)	25P4726	*
RJ11 Connector adapter (Spain, Ireland) (all "G" models)	60H6043	*
RJ11 Connector adapter (Austria) (all "G" models)	60H6045	*
RJ11 Connector adapter (Belgium) (all "G" models)	60H6046	*
RJ11 Connector adapter (Denmark) (all "G" models)	60H6047	*
RJ11 Connector adapter (Norway/Finland) (all "G" models)	60H6048	*
RJ11 Connector adapter (France) (all "G" models)	60H6049	*
RJ11 Connector adapter (Germany) (all "G" models)	60H6050	*
RJ11 Connector adapter (UK,NZ, HK) (all "G" "M" "B" "H" models)	60H6051	*
RJ11 Connector adapter (Italy) (all "G" models)	60H6052	*
RJ11 Connector adapter (Netherlands) (all "G" models)	60H6053	*
RJ11 Connector adapter (Sweden) (all "G" models)	60H6054	*
RJ11 Connector adapter (Switzerland) (all "G" models)	60H6055	*

8132 Power Cords	FRU#	CRU
Power cord (models 71G 72G 73G 74G 75G 76G 77G 78G 79G A1G B1G B2G 21G 31G 41G 7AG 7BG 7CG 7DG)	6952301	*
Power cord (EMEA, ANZ, ASEAN Eng, Korea) (models 71G 72G 73G 74G 75G 76G 77G 78G 79G A1G B1G B2G 21G 31G 41G 7AG 7BG 7CG 7DG)	13F9978	*
Power cord (EMEA, ANZ, ASEAN Eng, HK Eng) (models 71G 72G 73G 74G 75G 76G 77G 78G 79G A1G B1G B2G 21G 31G 41G 7AG 7BG 7CG 7DG)	14F0032	*
Power cord (EMEA) (models 71G 72G 73G 74G 75G 76G 77G 78G 79G A1G B1G B2G 21G 31G 41G 7AG 7BG 7CG 7DG)	13F9996	*
Power cord (EMEA, LA) (models 71G 72G 73G 74G 75G 76G 77G 78G 79G A1G B1G B2G 21G 31G 41G 7AG 7BG 7CG 7DG)	14F0068	*
Power cord (EMEA) (models 71G 72G 73G 74G 75G 76G 77G 78G 79G A1G B1G B2G 21G 31G 41G 7AG 7BG 7CG 7DG)	14F0086	*
Power cord (EMEA, ANZ, ASEAN Eng) (models 71G 72G 73G 74G 75G 76G 77G 78G 79G A1G B1G B2G 21G 31G 41G 7AG 7BG 7CG 7DG)	14F0014	*
Power cord (EMEA) (models 71G 72G 73G 74G 75G 76G 77G 78G 79G A1G B1G B2G 21G 31G 41G 7AG 7BG 7CG 7DG)	14F0050	*

8132 Windows XP Pro Recovery CDs	FRU #	CRU
US/UK/AP/TH (models 71G 72G 73G 74G 75G 76G 77G 78G 79G A1G B1G B2G 21G 31G 41G 7AG 7BG 7CG 7DG)	41D0598	*
FR/CF (models 71G 72G 73G 74G 75G 76G 77G 78G 79G A1G B1G B2G 21G 31G 41G 7AG 7BG 7CG 7DG)	41D0599	*
GR (models 71G 72G 73G 74G 75G 76G 77G 78G 79G A1G B1G B2G 21G 31G 41G 7AG 7BG 7CG 7DG)	41D0600	*
IT (models 71G 72G 73G 74G 75G 76G 77G 78G 79G A1G B1G B2G 21G 31G 41G 7AG 7BG 7CG 7DG)	41D0602	*
SP/LA (models 71G 72G 73G 74G 75G 76G 77G 78G 79G A1G B1G B2G 21G 31G 41G 7AG 7BG 7CG 7DG)	41D0601	*

8132 Windows XP Pro Recovery CDs	FRU #	CRU
DK (models 71G 72G 73G 74G 75G 76G 77G 78G 79G A1G B1G B2G 21G 31G 41G 7AG 7BG 7CG 7DG)	41D0605	*
NL (models 71G 72G 73G 74G 75G 76G 77G 78G 79G A1G B1G B2G 21G 31G 41G 7AG 7BG 7CG 7DG)	39J8526	*
AE (models 71G 72G 73G 74G 75G 76G 77G 78G 79G A1G B1G B2G 21G 31G 41G 7AG 7BG 7CG 7DG)	39J8530	*
SV (models 71G 72G 73G 74G 75G 76G 77G 78G 79G A1G B1G B2G 21G 31G 41G 7AG 7BG 7CG 7DG)	41D0604	*
HE (models 71G 72G 73G 74G 75G 76G 77G 78G 79G A1G B1G B2G 21G 31G 41G 7AG 7BG 7CG 7DG)	39J8527	*
FI (models 71G 72G 73G 74G 75G 76G 77G 78G 79G A1G B1G B2G 21G 31G 41G 7AG 7BG 7CG 7DG)	39J8524	*
NO (models 71G 72G 73G 74G 75G 76G 77G 78G 79G A1G B1G B2G 21G 31G 41G 7AG 7BG 7CG 7DG)	39J8525	*
PL (models 71G 72G 73G 74G 75G 76G 77G 78G 79G A1G B1G B2G 21G 31G 41G 7AG 7BG 7CG 7DG)	39J8528	*
PO (models 71G 72G 73G 74G 75G 76G 77G 78G 79G A1G B1G B2G 21G 31G 41G 7AG 7BG 7CG 7DG)	39J8534	*
RU (models 71G 72G 73G 74G 75G 76G 77G 78G 79G A1G B1G B2G 21G 31G 41G 7AG 7BG 7CG 7DG)	41D1954	*
RE (models 71G 72G 73G 74G 75G 76G 77G 78G 79G A1G B1G B2G 21G 31G 41G 7AG 7BG 7CG 7DG)	41D1953	*
HU (models 71G 72G 73G 74G 75G 76G 77G 78G 79G A1G B1G B2G 21G 31G 41G 7AG 7BG 7CG 7DG)	39J8533	*
CZ (models 71G 72G 73G 74G 75G 76G 77G 78G 79G A1G B1G B2G 21G 31G 41G 7AG 7BG 7CG 7DG)	39J8529	*
TR (models 71G 72G 73G 74G 75G 76G 77G 78G 79G A1G B1G B2G 21G 31G 41G 7AG 7BG 7CG 7DG)	39J8532	*
GK (models 71G 72G 73G 74G 75G 76G 77G 78G 79G A1G B1G B2G 21G 31G 41G 7AG 7BG 7CG 7DG)	39J8535	*
SL (models 71G 72G 73G 74G 75G 76G 77G 78G 79G A1G B1G B2G 21G 31G 41G 7AG 7BG 7CG 7DG)	39J8536	*
Multilingual 1 (models 71G 72G 73G 74G 75G 76G 77G 78G 79G A1G B1G B2G 21G 31G 41G 7AG 7BG 7CG 7DG)	39J8537	*
Multilingual 2 (models 71G 72G 73G 74G 75G 76G 77G 78G 79G A1G B1G B2G 21G 31G 41G 7AG 7BG 7CG 7DG)	39J8538	*

Machine Type 8133



Item #	8133 FRUs	FRU#	CRU
1	Top Cover Asm (all models)	89P6730	*
2	Heat sink (all models)	89P6729	**
3	Memory module, 256MB, DDR2 SDRAM, NP (PC 3200) (models A1S A1Y A2S A2Y B1S B1Y 11S 11Y 21S 21Y 22U 22F 31U 31F 32S 32Y 41U 41F 42S 42Y 51S 51Y 71G 72G 73G 74G CTO 12S 12Y 13S 13Y 33S 33Y 43S 43Y 22S 22Y 31S 31Y 41S 41Y A1P A2P B1P 11P 13P 21P 32P 42P 51P)	73P3220	*
3	Memory module, 512MB, DDR2 SDRAM, NP (PC 3200) (models CTO)	73P3222	*
3	Memory module, 1GB, DDR2 SDRAM, NP (PC 3200) (models CTO)	73P3224	*
3	Memory module, 256MB, DDR2 SDRAM, NP (PC 4200) (models CTO A3S A3P A3Y A4S A4P A4Y A5S A5P A5Y 1AS 1AP 1AY 1BS 1BP 1BY 1CS 1CY 1DS 1DP 1DY 1EG 23S 23P 23Y 24U 24F 24S 24Y 34U 34F 34S 34Y 35S 35P 35Y 36S 36Y 37G 44U 44F 44S 44Y 45S 45P 45Y 46S 46Y 52S 52P 52Y D1G D2U D2F E1U E1F F1U F1F 75G 76G 77G)	30R5120	*
3	Memory module, 512MB, DDR2 SDRAM, NP (PC 4200) (models CTO)	30R5121	*
3	Memory module, 1GB, DDR2 SDRAM, NP (PC 4200) (models CTO)	30R5122	*
4	System board, 10/100 Enet with no PCIe-16X slot (models A1S A1Y A2S A2Y B1S B1Y 11S 11Y 21S 21Y 32S 32Y 42S 42Y 51S 51Y CTO 13S 13Y A1P A2P B1P 11P 13P 21P 32P 42P 51P A3S A3P A3Y A4S A4P A4Y A5S A5P A5Y 1AS 1AP 1AY 1BS 1BP 1BY 1DS 1DP 1DY 23S 23P 23Y 35S 35P 35Y 45S 45P 45Y 52S 52P 52Y D1G 77G)	41T3045	**

Item #	8133 FRUs	FRU#	CRU
4	System board, 10/1000 Enet with PCIe-16X slot (models 22U 22F 31U 31F 41U 41F 71G 72G 73G 74G C1U C2U C3U CTO 12S 12Y 33S 33Y 43S 43Y 22S 22Y 31S 31Y 41S 41Y 1CS 1CY 1EG 24U 24F 24S 24Y 34U 34F 34S 34Y 36S 36Y 37G 44U 44F 44S 44Y 46S 46Y D2U D2F E1U E1F F1U F1F 75G 76G C4U C5U C6U C7U C8U C9U)	41T3044	**
4	System board, Barbados 915GV, 10/100 Enet with no PCIe-16X slot (models A1S A1Y A2S A2Y B1S B1Y 11S 11Y 21S 21Y 32S 32Y 42S 42Y 51S 51Y CTO 13S 13Y A1P A2P B1P 11P 13P 21P 32P 42P 51P A3S A3P A3Y A4S A4P A4Y A5S A5P A5Y 1AS 1AP 1AY 1BS 1BP 1BY 1DS 1DP 1DY 23S 23P 23Y 35S 35P 35Y 45S 45P 45Y 52S 52P 52Y D1G 77G)	53Y8357	N
4	System board, Barbados 915G, 10/1000 Enet with PCIe-16X slot (models 22U 22F 31U 31F 41U 41F 71G 72G 73G 74G C1U C2U C3U CTO 12S 12Y 33S 33Y 43S 43Y 22S 22Y 31S 31Y 41S 41Y 1CS 1CY 1EG 24U 24F 24S 24Y 34U 34F 34S 34Y 36S 36Y 37G 44U 44F 44S 44Y 46S 46Y D2U D2F E1U E1F F1U F1F 75G 76G C4U C5U C6U C7U C8U C9U)	53Y8355	N
5	2.53 GHZ Celeron, 533 FSB (models A1S A1Y CTO A1P)	29R7215	**
5	2.53 GHZ Celeron, 533 FSB (models CTO A3S A3P A3Y)	39J9397	**
5	2.66 GHZ Celeron, 533 FSB (models A2S A2Y CTO A2P)	29R7217	**
5	2.66 GHZ Celeron, 533 FSB (models CTO A4S A4P A4Y)	39J9399	**
5	2.8 GHZ Celeron, 533 FSB (models CTO)	29R7219	**
5	2.8 GHZ Celeron, 533 FSB (models CTO)	39J9401	**
5	2.93 GHZ Celeron, 533 FSB (models CTO B1S B1Y CTO B1P)	29R7221	**
5	2.93 GHZ Celeron, 533 FSB (models CTO A5S A5P A5Y)	39J9403	**
5	3.06 GHZ Celeron, 533 FSB (models CTO)	29R8208	**
5	3.06 GHZ Celeron, 533 FSB (models CTO)	39J9405	**
5	3.2 GHZ Celeron, 533 FSB (models CTO)	41D0533	**
5	2.66GHZ P4, 533 FSB (models CTO 13S 13Y 13P)	29R7223	**
5	2.66GHZ P4, 533 FSB (models CTO 1AS 1AP 1AY)	41D0676	**
5	2.93GHZ P4, 533 FSB (models 11S 11Y 71G CTO 12S 12Y 11P)	29R7225	**
5	2.93GHZ P4, 533 FSB (models CTO 1BS 1BP 1BY 1CS 1CY 76G)	41D0677	**
5	3.06GHZ P4, 533 FSB (models CTO 1DS 1DP 1DY 1EG)	41D0678	**
5	2.8 GHZ P4, 800 FSB (models 21S 21Y 22U 22F C1U CTO 22S 22Y 21P)	19R0495	**
5	2.8 GHZ P4, 800 FSB (models CTO 23S 23P 23Y 24U 24F 24S 24Y C4U)	39J9407	**
5	3.0GHZ P4, 800 FSB (models 31U 31F 32S 32Y 72G C2U CTO 33S 33Y 31S 31Y 32P)	19R0496	**
5	3.0GHZ P4, 800 FSB (models CTO 34U 34F 34S 34Y 35S 35P 35Y 36S 36Y 37G 75G C5U)	39J9409	**
5	3.2GHZ P4, 800 FSB (models 41U 41F 42S 42Y 73G C3U CTO 43S 43Y 41S 41Y 42P)	19R0497	**
5	3.2GHZ P4, 800 FSB (models CTO 44U 44F 44S 44Y 45S 45P 45Y 46S 46Y C6U)	39J9411	**
5	3.4GHZ P4, 800 FSB (models 51S 51Y 74G CTO 51P)	19R0492	**
5	3.4GHZ P4, 800 FSB (models CTO 52S 52P 52Y)	39J9413	**
5	3.0GHZ P4, 800MHz,2MB HT, Mainstream FMB (models CTO D1G D2U D2F C7U 77G)	39J6589	**
5	3.2GHZ P4, 800MHz,2MB HT, Mainstream FMB (models CTO E1U E1F C8U)	39J6591	**
5	3.4GHZ P4, 800MHz,2MB HT, Mainstream FMB (models CTO F1U F1F C9U)	39J6593	**
6	Chassis and top cover kit (all models)	39K5053	**

Item #	8133 FRUs	FRU#	CRU
7	Hard disk drive 40GB 7200 rpm Serial ATA (models A1S A1Y A2S A2Y 22U 22F 31U 31F 41U 41F CTO 22S 22Y 31S 31Y 41S 41Y A1P A2P A3S A3P A3Y A4S A4P A4Y 24U 24F 24S 24Y 34U 34F 34S 34Y 44U 44F 44S 44Y D2U D2F E1U E1F F1U F1F)	71P7312	*
7	Hard disk drive 40GB 7200 rpm Serial ATA (models A1S A1Y A2S A2Y 22U 22F 31U 31F 41U 41F CTO 22S 22Y 31S 31Y 41S 41Y A1P A2P A3S A3P A3Y A4S A4P A4Y 24U 24F 24S 24Y 34U 34F 34S 34Y 44U 44F 44S 44Y D2U D2F E1U E1F F1U F1F)	40Y8760	*
7	Hard disk drive 40GB 7200 rpm Serial ATA (models A1S A1Y A2S A2Y 22U 22F 31U 31F 41U 41F CTO 22S 22Y 31S 31Y 41S 41Y A1P A2P A3S A3P A3Y A4S A4P A4Y 24U 24F 24S 24Y 34U 34F 34S 34Y 44U 44F 44S 44Y D2U D2F E1U E1F F1U F1F)	40Y9033	*
7	Hard disk drive 80GB 7200 rpm Serial ATA (models B1S B1Y 11S 11Y 21S 21Y 32S 32Y 42S 42Y 51S 51Y 71G 72G 73G 74G CTO 12S 12Y 13S 13Y 33S 33Y 43S 43Y B1P 11P 13P 21P 32P 42P 51P A5S A5P A5Y 1AS 1AP 1AY 1BS 1BP 1BY 1CS 1CY 1DS 1DP 1DY 1EG 23S 23P 23Y 35S 35P 35Y 36S 36Y 37G 45S 45P 45Y 46S 46Y 52S 52P 52Y D1G 75G 76G)	71P7293	*
7	Hard disk drive 80GB 7200 rpm Serial ATA (models B1S B1Y 11S 11Y 21S 21Y 32S 32Y 42S 42Y 51S 51Y 71G 72G 73G 74G CTO 12S 12Y 13S 13Y 33S 33Y 43S 43Y B1P 11P 13P 21P 32P 42P 51P A5S A5P A5Y 1AS 1AP 1AY 1BS 1BP 1BY 1CS 1CY 1DS 1DP 1DY 1EG 23S 23P 23Y 35S 35P 35Y 36S 36Y 37G 45S 45P 45Y 46S 46Y 52S 52P 52Y D1G 75G 76G 77G)	40Y8761	*
7	Hard disk drive 80GB 7200 rpm Serial ATA (models B1S B1Y 11S 11Y 21S 21Y 32S 32Y 42S 42Y 51S 51Y 71G 72G 73G 74G CTO 12S 12Y 13S 13Y 33S 33Y 43S 43Y B1P 11P 13P 21P 32P 42P 51P A5S A5P A5Y 1AS 1AP 1AY 1BS 1BP 1BY 1CS 1CY 1DS 1DP 1DY 1EG 23S 23P 23Y 35S 35P 35Y 36S 36Y 37G 45S 45P 45Y 46S 46Y 52S 52P 52Y D1G 75G 76G 77G)	40Y9034	*
7	Hard disk drive 160GB 7200 rpm Serial ATA (models CTO)	71P7297	*
7	Hard disk drive 160GB 7200 rpm Serial ATA (models CTO)	40Y8762	*
8	CD-ROM drive 48X (models A1S A1Y A2S A2Y B1S B1Y 11S 11Y 21S 21Y 22U 22F 31U 31F 32S 32Y 41U 41F 42S 42Y CTO 12S 12Y 13S 13Y 33S 33Y 43S 43Y 22S 22Y 31S 31Y 41S 41Y A1P A2P B1P 11P 13P 21P 32P 42P)	26K5445	*
8	CD-ROM drive 48X (models A1S A1Y A2S A2Y B1S B1Y 11S 11Y 21S 21Y 22U 22F 31U 31F 32S 32Y 41U 41F 42S 42Y CTO 12S 12Y 13S 13Y 33S 33Y 43S 43Y 22S 22Y 31S 31Y 41S 41Y A1P A2P B1P 11P 13P 21P 32P 42P)	71P7375	*
8	CD-ROM drive 48X (models A1S A1Y A2S A2Y B1S B1Y 11S 11Y 21S 21Y 22U 22F 31U 31F 32S 32Y 41U 41F 42S 42Y CTO 12S 12Y 13S 13Y 33S 33Y 43S 43Y 22S 22Y 31S 31Y 41S 41Y A1P A2P B1P 11P 13P 21P 32P 42P)	71P7385	*
8	CD-ROM drive 48X (models A1S A1Y A2S A2Y B1S B1Y 11S 11Y 21S 21Y 22U 22F 31U 31F 32S 32Y 41U 41F 42S 42Y CTO 12S 12Y 13S 13Y 33S 33Y 43S 43Y 22S 22Y 31S 31Y 41S 41Y A1P A2P B1P 11P 13P 21P 32P 42P)	71P7377	*
8	CD-ROM drive 48X (models A1S A1Y A2S A2Y B1S B1Y 11S 11Y 21S 21Y 22U 22F 31U 31F 32S 32Y 41U 41F 42S 42Y CTO 12S 12Y 13S 13Y 33S 33Y 43S 43Y 22S 22Y 31S 31Y 41S 41Y A1P A2P B1P 11P 13P 21P 32P 42P A3S A3P A3Y A4S A4P A4Y A5S A5P A5Y 1AS 1AP 1AY 1BS 1BP 1BY 1CS 1CY 1DS 1DP 1DY 23S 23P 23Y 24U 24F 24S 24Y 34U 34F 34S 34Y 35S 35P 35Y 36S 36Y 44U 44F 44S 44Y 45S 45P 45Y 46S 46Y D2U D2F E1U E1F F1U F1F)	40Y8925	*
8	CD-ROM drive 48X (models A1S A1Y A2S A2Y B1S B1Y 11S 11Y 21S 21Y 22U 22F 31U 31F 32S 32Y 41U 41F 42S 42Y CTO 12S 12Y 13S 13Y 33S 33Y 43S 43Y 22S 22Y 31S 31Y 41S 41Y A1P A2P B1P 11P 13P 21P 32P 42P A3S A3P A3Y A4S A4P A4Y A5S A5P A5Y 1AS 1AP 1AY 1BS 1BP 1BY 1CS 1CY 1DS 1DP 1DY 23S 23P 23Y 24U 24F 24S 24Y 34U 34F 34S 34Y 35S 35P 35Y 36S 36Y 44U 44F 44S 44Y 45S 45P 45Y 46S 46Y D2U D2F E1U E1F F1U F1F)	40Y8929	*

Item #	8133 FRUs	FRU#	CRU
8	CD-ROM drive 48X (models A1S A1Y A2S A2Y B1S B1Y 11S 11Y 21S 21Y 22U 22F 31U 31F 32S 32Y 41U 41F 42S 42Y CTO 12S 12Y 13S 13Y 33S 33Y 43S 43Y 22S 22Y 31S 31Y 41S 41Y A1P A2P B1P 11P 13P 21P 32P 42P A3S A3P A3Y A4S A4P A4Y A5S A5P A5Y 1AS 1AP 1AY 1BS 1BP 1BY 1CS 1CY 1DS 1DP 1DY 23S 23P 23Y 24U 24F 24S 24Y 34U 34F 34S 34Y 35S 35P 35Y 36S 36Y 44U 44F 44S 44Y 45S 45P 45Y 46S 46Y D2U D2F E1U E1F F1U F1F)	40Y8807	*
8	CD-RW drive (48X/32X/48X) (models 51S 51Y CTO)	71P7349	*
8	CD-RW drive (48X/32X/48X) (models 51S 51Y CTO)	26K5401	*
8	CD-RW drive (48X/32X/48X) (models CTO 51S 51Y 51P 52S 52P 52Y)	40Y8901	*
8	DVD-ROM (16X/48X) - black (models 71G 72G 73G 74G CTO)	71P7357	*
8	DVD-ROM (16X/48X) - black (models 71G 72G 73G 74G CTO)	26K5435	*
8	DVD-ROM (16X/48X) - black (models 71G 72G 73G 74G CTO)	26K5385	*
8	DVD-ROM (16X/48X) - black (models CTO 71G 72G 73G 74G 1EG 37G D1G 75G 76G 77G)	40Y8931	*
8	DVD-ROM (16X/48X) - black (models CTO 71G 72G 73G 74G 1EG 37G D1G 75G 76G 77G)	40Y8933	*
8	DVD-ROM (16X/48X) - black (models CTO 71G 72G 73G 74G 1EG 37G D1G 75G 76G 77G)	40Y8935	*
8	CD-RW/DVD-ROM Combo drive (48X/32X/48X/16X Max) (models CTO)	26K5379	*
8	CD-RW/DVD-ROM Combo drive (48X/32X/48X/16X Max) (models CTO)	40Y8919	*
8	CD-RW/DVD-ROM Combo drive (48X/32X/48X/16X Max) (models CTO)	26K5429	*
8	CD-RW/DVD-ROM Combo drive (48X/32X/48X/16X Max) (models CTO)	40Y8903	*
8	Multiburner Plus (models CTO)	26K5441	*
8	Multiburner Plus (models CTO)	40Y8799	*
9	3.5" 1.44MB 2-MODE FDD wo/Bezel (models A1S A1Y A2S A2Y B1S B1Y 11S 11Y 21S 21Y 22U 22F 31U 31F 32S 32Y 41U 41F 42S 42Y 51S 51Y 71G 72G 73G 74G CTO 12S 12Y 13S 13Y 33S 33Y 43S 43Y 22S 22Y 31S 31Y 41S 41Y A1P A2P B1P 11P 13P 21P 32P 42P 51P)	76H4091	*
9	3.5" 1.44MB 3-MODE FDD (wo/Bezel) (models A1S A1Y A2S A2Y B1S B1Y 11S 11Y 21S 21Y 22U 22F 31U 31F 32S 32Y 41U 41F 42S 42Y 51S 51Y 71G 72G 73G 74G CTO 12S 12Y 13S 13Y 33S 33Y 43S 43Y 22S 22Y 31S 31Y 41S 41Y A1P A2P B1P 11P 13P 21P 32P 42P 51P)	24P3889	*
9	3.5" 1.44MB 2-MODE FDD w/Bezel (models A1S A1Y A2S A2Y B1S B1Y 11S 11Y 21S 21Y 22U 22F 31U 31F 32S 32Y 41U 41F 42S 42Y 51S 51Y 71G 72G 73G 74G CTO 12S 12Y 13S 13Y 33S 33Y 43S 43Y 22S 22Y 31S 31Y 41S 41Y A1P A2P B1P 11P 13P 21P 32P 42P 51P A3S A3P A3Y A4S A4P A4Y A5S A5P A5Y 1AS 1AP 1AY 1BS 1BP 1BY 1CS 1CY 1DS 1DP 1DY 1EG 23S 23P 23Y 24U 24F 24S 24Y 34U 34F 34S 34Y 35S 35P 35Y 36S 36Y 37G 44U 44F 44S 44Y 45S 45P 45Y 46S 46Y 52S 52P 52Y D1G D2U D2F E1U E1F F1U F1F 75G 76G 77G)	40Y9113	*
9	3.5" 1.44MB 2-MODE FDD w/Bezel (models A1S A1Y A2S A2Y B1S B1Y 11S 11Y 21S 21Y 22U 22F 31U 31F 32S 32Y 41U 41F 42S 42Y 51S 51Y 71G 72G 73G 74G CTO 12S 12Y 13S 13Y 33S 33Y 43S 43Y 22S 22Y 31S 31Y 41S 41Y A1P A2P B1P 11P 13P 21P 32P 42P 51P A3S A3P A3Y A4S A4P A4Y A5S A5P A5Y 1AS 1AP 1AY 1BS 1BP 1BY 1CS 1CY 1DS 1DP 1DY 1EG 23S 23P 23Y 24U 24F 24S 24Y 34U 34F 34S 34Y 35S 35P 35Y 36S 36Y 37G 44U 44F 44S 44Y 45S 45P 45Y 46S 46Y 52S 52P 52Y D1G D2U D2F E1U E1F F1U F1F 75G 76G 77G)	40Y9105	*

Item #	8133 FRUs	FRU#	CRU
9	3.5" 1.44MB 2-MODE FDD w/Bezel (models A1S A1Y A2S A2Y B1S B1Y 11S 11Y 21S 21Y 22U 22F 31U 31F 32S 32Y 41U 41F 42S 42Y 51S 51Y 71G 72G 73G 74G CTO 12S 12Y 13S 13Y 33S 33Y 43S 43Y 22S 22Y 31S 31Y 41S 41Y A1P A2P B1P 11P 13P 21P 32P 42P 51P A3S A3P A3Y A4S A4P A4Y A5S A5P A5Y 1AS 1AP 1AY 1BS 1BP 1BY 1CS 1CY 1DS 1DP 1DY 1EG 23S 23P 23Y 24U 24F 24S 24Y 34U 34F 34S 34Y 35S 35P 35Y 36S 36Y 37G 44U 44F 44S 44Y 45S 45P 45Y 46S 46Y 52S 52P 52Y D1G D2U D2F E1U E1F F1U F1F 75G 76G 77G)	40Y9107	*
10	Power Supply 310 Watt (models 22U 22F 31U 31F 41U 41F 71G 72G 73G 74G C1U C2U C3U CTO 1EG 24U 24F 34U 34F 37G 44U 44F D1G D2U D2F E1U E1F F1U F1F 75G 76G C4U C5U C6U C7U C8U C9U 77G)	24R2574	**
10	Power Supply 310 Watt, robust (models CTO-A CTO-L A1S A1Y A2S A2Y B1S B1Y 11S 11Y 21S 21Y 32S 32Y 42S 42Y 51S 51Y 12S 12Y 13S 13Y 33S 33Y 43S 43Y 22S 22Y 31S 31Y 41S 41Y A1P A2P B1P 11P 13P 21P 32P 42P 51P A3S A3P A3Y A4S A4P A4Y A5S A5P A5Y 1AS 1AP 1AY 1BS 1BP 1BY 1CS 1CY 1DS 1DP 1DY 23S 23P 23Y 24S 24Y 34S 34Y 35S 35P 35Y 36S 36Y 44S 44Y 45S 45P 45Y 46S 46Y 52S 52P 52Y)	24R2578	**

The FRUs listed in the following table are not illustrated.

8133 FRUs	FRU#	CRU
Hard disk drive Mounting Brkt Asm (all models)	88P5916	*
Speaker Asm, internal (models 71G 72G 73G 74G CTO 1DS 1DP 1DY 1EG 37G D1G 75G 76G 77G)	00N5151	*
Speaker Asm, internal, RoHS Compliant (models 71G 72G 73G 74G CTO 1DS 1DP 1DY 1EG 37G D1G 75G 76G 77G)	39M0614	*
Cable, Second Serial Port (all models)	49P4530	*
Retention module assembly - (all models)	89P6725	**
Device Retaining Clips (all models)	13N2449	*
Fan and Duct Asm (all models)	39K5014	*
Cable, SATA (all models)	89P6728	*
Bezel Kit (all models)	89P6731	*
Cable and Front USB/Audio Card (all models)	89P6733	**
Cable, 2-drop IDE (all models)	89P6734	*
Cable, FDD (all models)	89P6735	*
Shield, Blank 5.25 (all models)	89P6771	*
Shield, Blank FDD (all models)	89P6736	*
Miscellaneous Hardware kit (all models)	89P6737	*
Universal Adapter Bracket 5.25 to 3.5, No Bezel (for Hard disk drive)	32P4743	*
Cable, 1394 Front (all models)	89P6738	**
Cable, Power/LED (all models)	89P6739	**
System board shield (all models)	39K5049	**
Battery, 3.0V (all models)	33F8354	*

8133 Keyboards (Preferred Pro Fullsize, Stealth Black)	FRU#	CRU
US English (models 22U 31U 41U 71G 72G 73G 74G CTO 1EG 24U 34U 37G 44U D1G D2U E1U F1U 75G 76G 77G)	89P8300	*

8133 Keyboards (Preferred Pro Fullsize, Stealth Black)	FRU#	CRU
Arabic (models 71G 72G 73G 74G CTO-G 1EG 37G D1G 75G 76G 77G)	89P8301	*
Belgian/French (models 71G 72G 73G 74G CTO-G 1EG 37G D1G 75G 76G 77G)	89P8302	*
Belgian/UK (models 71G 72G 73G 74G CTO-G 1EG 37G D1G 75G 76G 77G)	89P8303	*
Bulgarian (models 71G 72G 73G 74G CTO-G 1EG 37G D1G 75G 76G 77G)	89P8305	*
Chinese/US (models CTO-A)	89P8306	*
Czech (models 71G 72G 73G 74G CTO-G 1EG 37G D1G 75G 76G 77G)	89P8307	*
Danish (models 71G 72G 73G 74G CTO-G 1EG 37G D1G 75G 76G 77G)	89P8308	*
Dutch (models 71G 72G 73G 74G CTO-G 1EG 37G D1G 75G 76G 77G)	89P8309	*
French (models 71G 72G 73G 74G CTO-G 1EG 37G D1G 75G 76G 77G)	89P8310	*
French Canadian 445 (models 22F 31F 41F GTO-U 24F 34F 44F D2F E1F F1F)	89P8311	*
French Canadian 58 (models 22F 31F 41F GTO-U 24F 34F 44F D2F E1F F1F)	89P8312	*
German (models 71G 72G 73G 74G CTO-G 1EG 37G D1G 75G 76G 77G)	89P8313	*
Greek (models 71G 72G 73G 74G CTO-G 1EG 37G D1G 75G 76G 77G)	89P8314	*
Hebrew (models 71G 72G 73G 74G CTO-G 1EG 37G D1G 75G 76G 77G)	89P8315	*
Hungarian (models 71G 72G 73G 74G CTO-G 1EG 37G D1G 75G 76G 77G)	89P8316	*
Iceland (models 71G 72G 73G 74G CTO-G 1EG 37G D1G 75G 76G 77G)	89P8317	*
Italian 141 (models 71G 72G 73G 74G CTO-G 1EG 37G D1G 75G 76G 77G)	89P8318	*
Italian 142 (models 71G 72G 73G 74G CTO-G 1EG 37G D1G 75G 76G 77G)	89P8319	*
LA Spanish (models CTO-L A1S A1Y A2S A2Y B1S B1Y 11S 11Y 21S 21Y 32S 32Y 42S 42Y 51S 51Y 12S 12Y 13S 13Y 33S 33Y 43S 43Y 22S 22Y 31S 31Y 41S 41Y A3S A3Y A4S A4Y A5S A5Y 1AS 1AY 1BS 1BY 1CS 1CY 1DS 1DY 23S 23Y 24S 24Y 34S 34Y 35S 35Y 36S 36Y 44S 44Y 45S 45Y 46S 46Y 52S 52Y)	89P8322	*
Norwegian (models 71G 72G 73G 74G CTO-G 1EG 37G D1G 75G 76G 77G)	89P8323	*
Polish (models 71G 72G 73G 74G CTO-G 1EG 37G D1G 75G 76G 77G)	89P8324	*
Portuguese (models 71G 72G 73G 74G CTO-G 1EG 37G D1G 75G 76G 77G)	89P8325	*
Romanian (models 71G 72G 73G 74G CTO-G 1EG 37G D1G 75G 76G 77G)	89P8326	*
Russian/Cyrillic (models 71G 72G 73G 74G CTO-G 1EG 37G D1G 75G 76G 77G)	89P8328	*
Serbian/Cyrillic (models 71G 72G 73G 74G CTO-G 1EG 37G D1G 75G 76G 77G)	89P8329	*
Slovak (models 71G 72G 73G 74G CTO-G 1EG 37G D1G 75G 76G 77G)	89P8330	*
Spanish (models 71G 72G 73G 74G CTO-G 1EG 37G D1G 75G 76G 77G)	89P8331	*
Swedish/Finn (models 71G 72G 73G 74G CTO-G 1EG 37G D1G 75G 76G 77G)	89P8332	*
Swiss F/G (models 71G 72G 73G 74G CTO-G 1EG 37G D1G 75G 76G 77G)	89P8333	*
Thailand (models CTO-A)	89P8334	*
Turkish 440 (models 71G 72G 73G 74G CTO-G 1EG 37G D1G 75G 76G 77G)	89P8335	*
Turkish 179 (models 71G 72G 73G 74G CTO-G 1EG 37G D1G 75G 76G 77G)	89P8336	*
UK English (models 71G 72G 73G 74G CTO-G 1EG 37G D1G 75G 76G 77G)	89P8337	*
US Euro (models 71G 72G 73G 74G CTO-G 1EG 37G D1G 75G 76G 77G)	89P8338	*
Yugoslav/Latin (models 71G 72G 73G 74G CTO-G 1EG 37G D1G 75G 76G 77G)	89P8339	*
Brazil/Portuguese (models CTO-L A1P A2P B1P 11P 13P 21P 32P 42P 51P A3P A4P A5P 1AP 1BP 1DP 23P 35P 45P 52P)	89P8304	*

8133 mice	FRU#	CRU
Mouse, PS/2 2-Button (Black) (models CTO)	24P0383	*
Mouse, PS/2 3-Button (Ball) Wheel (models CTO)	24P0491	*
Mouse, Scrollpoint Optical, USB (models CTO)	24P0499	*
Mouse, Optical Wheelmouse, USB (models A1S A1Y A2S A2Y B1S B1Y 11S 11Y 21S 21Y 22U 22F 31U 31F 32S 32Y 41U 41F 42S 42Y 51S 51Y 71G 72G 73G 74G CTO 12S 12Y 13S 13Y 33S 33Y 43S 43Y 22S 22Y 31S 31Y 41S 41Y A1P A2P B1P 11P 13P 21P 32P 42P 51P A3S A3P A3Y A4S A4P A4Y A5S A5P A5Y 1AS 1AP 1AY 1BS 1BP 1BY 1CS 1CY 1DS 1DP 1DY 1EG 23S 23P 23Y 24U 24F 24S 24Y 34U 34F 34S 34Y 35S 35P 35Y 36S 36Y 37G 44U 44F 44S 44Y 45S 45P 45Y 46S 46Y 52S 52P 52Y D1G D2U D2F E1U E1F F1U F1F 75G 76G 77G)	89P5089	*

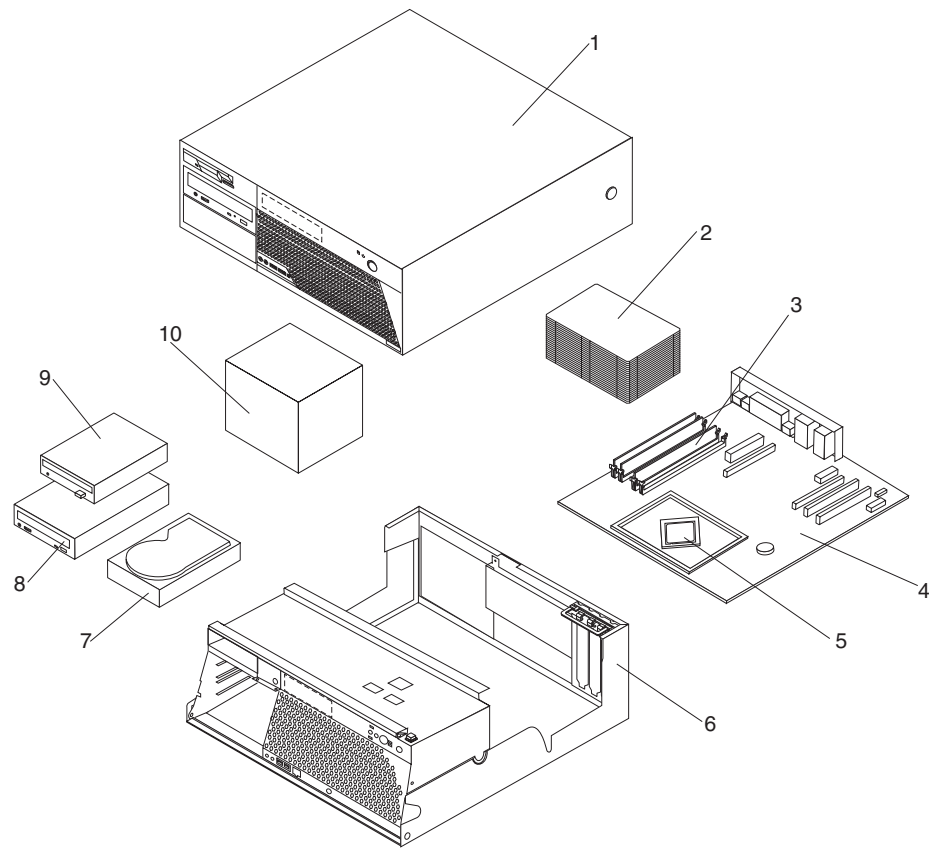
8133 Adapters and miscellaneous FRUs	FRU#	CRU
PCI Modem Card (Soft), ATX V.90 (models CTO)	22P7943	*
64MB PCIe Adapter, Dual VGA (models CTO)	19R0849	*
128MB PCIe Adapter, Dual VGA, DVI-I, TV out (models CTO)	19R1452	*
PCI-E Daughter Card, DVI-D (models CTO)	19R2374	*
Net Adapter, Intel Pro/1000T PCI (ATX) (models CTO)	22P6509	*
1394 Firewire PCI, LP (ATX) (models CTO)	73P2608	*
Speakers, Jazz Infinity Active T1 (Black) (models CTO)	25P4726	*
RJ11 Connector adapter (Spain, Ireland) (all "G" models)	60H6043	*
RJ11 Connector adapter (Austria) (all "G" models)	60H6045	*
RJ11 Connector adapter (Belgium) (all "G" models)	60H6046	*
RJ11 Connector adapter (Denmark) (all "G" models)	60H6047	*
RJ11 Connector adapter (Norway/Finland) (all "G" models)	60H6048	*
RJ11 Connector adapter (France) (all "G" models)	60H6049	*
RJ11 Connector adapter (Germany) (all "G" models)	60H6050	*
RJ11 Connector adapter (UK,NZ, HK) (all "G" "M" "B" "H" models)	60H6051	*
RJ11 Connector adapter (Italy) (all "G" models)	60H6052	*
RJ11 Connector adapter (Netherlands) (all "G" models)	60H6053	*
RJ11 Connector adapter (Sweden) (all "G" models)	60H6054	*
RJ11 Connector adapter (Switzerland) (all "G" models)	60H6055	*

8133 Power Cords	FRU#	CRU
Power cord (models A1S A2S B1S 11S 21S 22U 22F 31U 31F 32S 41U 41F 42S 51S 71G 72G 73G 74G C1U C2U C3U 12S 13S 33S 43S 22S 31S 41S A1P A2P B1P 11P 13P 21P 32P 42P 51P A3S A3P A4S A4P A5S A5P 1AS 1AP 1BS 1BP 1CS 1DS 1DP 1EG 23S 23P 24U 24F 24S 34U 34F 34S 35S 35P 36S 37G 44U 44F 44S 45S 45P 46S 52S 52P D1G D2U D2F E1U E1F F1U F1F 75G 76G 77G C4U C5U C6U C7U C8U C9U)	6952301	*
Power cord (EMEA, ANZ, ASEAN Eng, Korea) (models 71G 72G 73G 74G 1EG 37G D1G 75G 76G 77G)	13F9978	*
Power cord (EMEA, ANZ, ASEAN Eng, HK Eng) (models 71G 72G 73G 74G 1EG 37G D1G 75G 76G 77G)	14F0032	*
Power cord (EMEA) (models 71G 72G 73G 74G 1EG 37G D1G 75G 76G 77G)	13F9996	*

8133 Power Cords	FRU#	CRU
Power cord (EMEA, LA) (models A1S A1Y A2S A2Y B1S B1Y 11S 11Y 21S 21Y 32S 32Y 42S 42Y 51S 51Y 71G 72G 73G 74G 12S 12Y 13S 13Y 33S 33Y 43S 43Y 22S 22Y 31S 31Y 41S 41Y A1P A2P B1P 11P 13P 21P 32P 42P 51P A3S A3P A3Y A4S A4P A4Y A5S A5P A5Y 1AS 1AP 1AY 1BS 1BP 1BY 1CS 1CY 1DS 1DP 1DY 1EG 23S 23P 23Y 24S 24Y 34S 34Y 35S 35P 35Y 36S 36Y 37G 44S 44Y 45S 45P 45Y 46S 46Y 52S 52P 52Y D1G 75G 76G 77G)	14F0068	*
Power cord (APU) (models A1Y A2Y B1Y 11Y 21Y 32Y 42Y 51Y 12Y 13Y 33Y 43Y 22Y 31Y 41Y A3Y A4Y A5Y 1AY 1BY 1CY 1DY 23Y 24Y 34Y 35Y 36Y 44Y 45Y 46Y 52Y)	36L8879	*
Power cord (EMEA) (models 71G 72G 73G 74G 1EG 37G D1G 75G 76G 77G)	14F0086	*
Power cord (EMEA, ANZ, ASEAN Eng) (models 71G 72G 73G 74G 1EG 37G D1G 75G 76G 77G)	14F0014	*
Power cord (EMEA) (models 71G 72G 73G 74G 1EG 37G D1G 75G 76G 77G)	14F0050	*

8133 Windows XP Pro Recovery CDs	FRU #	CRU
US/UK/AP/TH (models 22U 31U 41U 71G 72G 73G 74G 1EG 24U 34U 37G 44U D1G D2U E1U F1U 75G 76G C4U C5U C6U C7U C8U C9U 77G)	41D0598	*
FR/CF (models 22F 31F 41F 71G 72G 73G 74G 1EG 24F 34F 37G 44F D1G D2F E1F F1F 75G 76G 77G)	41D0599	*
GR (models 71G 72G 73G 74G 1EG 37G D1G 75G 76G 77G)	41D0600	*
SP/LA (models 71G 72G 73G 74G 22S 22Y 31S 31Y 41S 41Y A1S A1Y A2S A2Y B1S B1Y 11S 11Y 12S 12Y 13S 13Y 21S 21Y 32S 32Y 33S 33Y 42S 42Y 43S 43Y 51S 51Y 1EG 37G D1G 75G 76G 77G A3S A3Y A4S A4Y A5S A5Y 1AS 1AY 1BS 1BY 1CS 1CY 1DS 1DY 23S 23Y 24S 24Y 34S 34Y 35S 35Y 36S 36Y 44S 44Y 45S 45Y 46S 46Y 52S 52Y)	41D0601	*
IT (models 71G 72G 73G 74G 1EG 37G D1G 75G 76G 77G)	41D0602	*
BR (models A1P A2P B1P 11P 13P 21P 32P 42P 51P)	41D0603	*
DK (models 71G 72G 73G 74G 1EG 37G D1G 75G 76G 77G)	41D0605	*
NL (models 71G 72G 73G 74G 1EG 37G D1G 75G 76G 77G)	39J8526	*
AE (models 71G 72G 73G 74G 1EG 37G D1G 75G 76G 77G)	39J8530	*
SV (models 71G 72G 73G 74G 1EG 37G D1G 75G 76G 77G)	41D0604	*
HE (models 71G 72G 73G 74G 1EG 37G D1G 75G 76G 77G)	39J8527	*
FI (models 71G 72G 73G 74G 1EG 37G D1G 75G 76G 77G)	39J8524	*
NO (models 71G 72G 73G 74G 1EG 37G D1G 75G 76G 77G)	39J8525	*
PL (models 71G 72G 73G 74G 1EG 37G D1G 75G 76G 77G)	39J8528	*
PO (models 71G 72G 73G 74G 1EG 37G D1G 75G 76G 77G)	39J8534	*
RU (models 71G 72G 73G 74G 1EG 37G D1G 75G 76G 77G)	41D1954	*
RE (models 71G 72G 73G 74G 1EG 37G D1G 75G 76G 77G)	41D1953	*
HU (models 71G 72G 73G 74G 1EG 37G D1G 75G 76G 77G)	39J8533	*
CZ (models 71G 72G 73G 74G 1EG 37G D1G 75G 76G 77G)	39J8529	*
TR (models 71G 72G 73G 74G 1EG 37G D1G 75G 76G 77G)	39J8532	*
GK (models 71G 72G 73G 74G 1EG 37G D1G 75G 76G 77G)	39J8535	*
SL (models 71G 72G 73G 74G 1EG 37G D1G 75G 76G 77G)	39J8536	*
Multilingual 1 (models 71G 72G 73G 74G 1EG 37G D1G 75G 76G 77G)	39J8537	*
Multilingual 2 (models 71G 72G 73G 74G 1EG 37G D1G 75G 76G 77G)	39J8538	*

Machine Type 8134



Item #	8134 FRUs	FRU#	CRU
1	Top Cover Asm (all models)	89P6730	*
2	Heat sink (all models)	89P6729	**
3	Memory module, 256MB, DDR2 SDRAM, NP (PC 3200) (models A1G B1G B2G CTO B3K)	73P3220	*
3	Memory module, 512MB, DDR2 SDRAM, NP (PC 3200) (models CTO)	73P3222	*
3	Memory module, 1GB, DDR2 SDRAM, NP (PC 3200) (models CTO)	73P3224	*
3	Memory module, 256MB, DDR2 SDRAM, NP (PC 4200) (models CTO A2G A3G B4G B2K B3G)	30R5120	*
3	Memory module, 512MB, DDR2 SDRAM, NP (PC 4200) (models CTO)	30R5121	*
3	Memory module, 1GB, DDR2 SDRAM, NP (PC 4200) (models CTO)	30R5122	*
4	System board, 10/100 Enet with no PCIe-16X slot (models A1G B1G B2G CTO A2G A3G B4G B3G)	41T3045	**
4	System board, 10/1000 Enet with PCIe-16X slot (models CTO B3K B2K)	41T3044	**
4	System board, Barbados 915GV, 10/100 Enet with no PCIe-16X slot (models A1G B1G B2G CTO A2G A3G B4G B3G)	53Y8357	N
4	System board, Barbados 915G, 10/1000 Enet with PCIe-16X slot (models CTO B3K B2K)	53Y8355	N
5	2.53 GHZ Celeron, 533 FSB (models CTO)	29R7215	**
5	2.53 GHZ Celeron, 533 FSB (models CTO)	39J9397	**
5	2.66 GHZ Celeron, 533 FSB (models CTO)	29R7217	**

Item #	8134 FRUs	FRU#	CRU
5	2.66 GHZ Celeron, 533 FSB (models CTO)	39J9399	**
5	2.8 GHZ Celeron, 533 FSB (models A1G CTO)	29R7219	**
5	2.8 GHZ Celeron, 533 FSB (models CTO A2G)	39J9401	**
5	2.93 GHZ Celeron, 533 FSB (models B1G CTO)	29R7221	**
5	2.93 GHZ Celeron, 533 FSB (models CTO A3G)	39J9403	**
5	3.06 GHZ Celeron, 533 FSB (models B2G CTO B3K)	29R8208	**
5	3.06 GHZ Celeron, 533 FSB (models CTO B4G B2K)	39J9405	**
5	3.2 GHZ Celeron, 533 FSB (models CTO B3G)	41D0533	**
5	2.66GHZ P4, 533 FSB (models CTO)	29R7223	**
5	2.66GHZ P4, 533 FSB (models CTO)	41D0676	**
5	2.93GHZ P4, 533 FSB (models CTO)	29R7225	**
5	2.93GHZ P4, 533 FSB (models CTO)	41D0677	**
5	3.06GHZ P4, 533 FSB (models CTO)	41D0678	**
5	2.8 GHZ P4, 800 FSB (models CTO)	19R0495	**
5	2.8 GHZ P4, 800 FSB (models CTO)	39J9407	**
5	3.0GHZ P4, 800 FSB (models CTO)	19R0496	**
5	3.0GHZ P4, 800 FSB (models CTO)	39J9409	**
5	3.2GHZ P4, 800 FSB (models CTO)	19R0497	**
5	3.2GHZ P4, 800 FSB (models CTO)	39J9411	**
5	3.4GHZ P4, 800 FSB (models CTO)	19R0492	**
5	3.4GHZ P4, 800 FSB (models CTO)	39J9413	**
5	3.0GHZ P4, 800MHz,2MB HT, Mainstream FMB (models CTO)	39J6589	**
5	3.2GHZ P4, 800MHz,2MB HT, Mainstream FMB (models CTO)	39J6591	**
5	3.4GHZ P4, 800MHz,2MB HT, Mainstream FMB (models CTO)	39J6593	**
6	Chassis and top cover kit (all models)	39K5053	**
7	Hard disk drive 40GB 7200 rpm Serial ATA (models A1G B1G B2G CTO B3K A2G A3G B4G B2K B3G)	71P7312	*
7	Hard disk drive 40GB 7200 rpm Serial ATA (models A1G B1G B2G CTO B3K A2G A3G B4G B2K B3G)	40Y8760	*
7	Hard disk drive 40GB 7200 rpm Serial ATA (models A1G B1G B2G CTO B3K A2G A3G B4G B2K B3G)	40Y9033	*
7	Hard disk drive 80GB 7200 rpm Serial ATA (models CTO)	71P7293	*
7	Hard disk drive 80GB 7200 rpm Serial ATA (models CTO)	40Y8761	*
7	Hard disk drive 80GB 7200 rpm Serial ATA (models CTO)	40Y9034	*
7	Hard disk drive 160GB 7200 rpm Serial ATA (models CTO)	71P7297	*
7	Hard disk drive 160GB 7200 rpm Serial ATA (models CTO)	40Y8762	*
8	CD-ROM drive 48X (models A1G B1G B2G CTO B3K)	26K5445	*
8	CD-ROM drive 48X (models A1G B1G B2G CTO B3K)	71P7375	*
8	CD-ROM drive 48X (models A1G B1G B2G CTO B3K)	71P7385	*
8	CD-ROM drive 48X (models A1G B1G B2G CTO B3K)	71P7377	*
8	CD-ROM drive 48X (models A1G B1G B2G CTO B3K A2G A3G B4G B2K B3G)	40Y8925	*
8	CD-ROM drive 48X (models A1G B1G B2G CTO B3K A2G A3G B4G B2K B3G)	40Y8929	*

Item #	8134 FRUs	FRU#	CRU
8	CD-ROM drive 48X (models A1G B1G B2G CTO B3K A2G A3G B4G B2K B3G)	40Y8807	*
8	CD-RW drive (48X/32X/48X) (models CTO)	71P7349	*
8	CD-RW drive (48X/32X/48X) (models CTO)	26K5401	*
8	CD-RW drive (48X/32X/48X) (models CTO)	40Y8901	*
8	DVD-ROM (16X/48X) - black (models CTO)	71P7357	*
8	DVD-ROM (16X/48X) - black (models CTO)	26K5435	*
8	DVD-ROM (16X/48X) - black (models CTO)	26K5385	*
8	DVD-ROM (16X/48X) - black (models CTO)	40Y8931	*
8	DVD-ROM (16X/48X) - black (models CTO)	40Y8933	*
8	DVD-ROM (16X/48X) - black (models CTO)	40Y8935	*
8	CD-RW/DVD-ROM Combo drive (48X/32X/48X/16X Max) (models CTO)	26K5379	*
8	CD-RW/DVD-ROM Combo drive (48X/32X/48X/16X Max) (models CTO)	40Y8919	*
8	CD-RW/DVD-ROM Combo drive (48X/32X/48X/16X Max) (models CTO)	26K5429	*
8	Multiburner Plus (models CTO)	26K5441	*
8	Multiburner Plus (models CTO)	40Y8799	*
9	3.5" 1.44MB 2-MODE FDD wo/Bezel (models A1G B1G B2G CTO B3K)	76H4091	*
9	3.5" 1.44MB 3-MODE FDD (wo/Bezel) (models A1G B1G B2G CTO B3K)	24P3889	*
9	3.5" 1.44MB 2-MODE FDD w/Bezel (models A1G B1G B2G CTO B3K A2G A3G B4G B2K B3G)	40Y9113	*
9	3.5" 1.44MB 2-MODE FDD w/Bezel (models A1G B1G B2G CTO B3K A2G A3G B4G B2K B3G)	40Y9105	*
9	3.5" 1.44MB 2-MODE FDD w/Bezel (models A1G B1G B2G CTO B3K A2G A3G B4G B2K B3G)	40Y9107	*
10	Power Supply 310 Watt (models A1G B1G B2G CTO B3K A2G A3G B4G B2K B3G)	24R2574	**

The FRUs listed in the following table are not illustrated.

8134 FRUs	FRU#	CRU
Hard disk drive Mounting Brkt Asm (all models)	88P5916	*
Speaker Asm, internal (models A1G B1G B2G CTO B3K A2G A3G B4G B2K B3G)	00N5151	*
Speaker Asm, internal, RoHS Compliant (models A1G B1G B2G CTO B3K A2G A3G B4G B2K B3G)	39M0614	*
Cable, Second Serial Port (all models)	49P4530	*
Retention module assembly - (all models)	89P6725	**
Device Retaining Clips (all models)	13N2449	*
Fan and Duct Asm (all models)	39K5014	*
Cable, SATA (all models)	89P6728	*
Bezel Kit (all models)	89P6731	*
Cable and Front USB/Audio Card (all models)	89P6733	**
Cable, 2-drop IDE (all models)	89P6734	*
Cable, FDD (all models)	89P6735	*
Shield, Blank 5.25 (all models)	89P6771	*

8134 FRUs	FRU#	CRU
Shield, Blank FDD (all models)	89P6736	*
Miscellaneous Hardware kit (all models)	89P6737	*
Universal Adapter Bracket 5.25 to 3.5, No Bezel (for Hard disk drive)	32P4743	*
Cable, 1394 Front (all models)	89P6738	**
Cable, Power/LED (all models)	89P6739	**
System board shield (all models)	39K5049	**
Battery, 3.0V (all models)	33F8354	*

8134 Keyboards (Preferred Pro Fullsize, Stealth Black)	FRU#	CRU
US English (models A1G B1G B2G CTO A2G A3G B4G B3G)	89P8300	*
Arabic (models A1G B1G B2G CTO-G A2G A3G B4G B3G)	89P8301	*
Belgian/French (models A1G B1G B2G CTO-G A2G A3G B4G B3G)	89P8302	*
Belgian/UK (models A1G B1G B2G CTO-G A2G A3G B4G B3G)	89P8303	*
Bulgarian (models A1G B1G B2G CTO-G A2G A3G B4G B3G)	89P8305	*
Chinese/US (models CTO-A)	89P8306	*
Czech (models A1G B1G B2G CTO-G A2G A3G B4G B3G)	89P8307	*
Danish (models A1G B1G B2G CTO-G A2G A3G B4G B3G)	89P8308	*
Dutch (models A1G B1G B2G CTO-G A2G A3G B4G B3G)	89P8309	*
French (models A1G B1G B2G CTO-G A2G A3G B4G B3G)	89P8310	*
French Canadian 445 (models CTO-U)	89P8311	*
French Canadian 58 (models CTO-U)	89P8312	*
German (models A1G B1G B2G CTO-G A2G A3G B4G B3G)	89P8313	*
Greek (models A1G B1G B2G CTO-G A2G A3G B4G B3G)	89P8314	*
Hebrew (models A1G B1G B2G CTO-G A2G A3G B4G B3G)	89P8315	*
Hungarian (models A1G B1G B2G CTO-G A2G A3G B4G B3G)	89P8316	*
Iceland (models A1G B1G B2G CTO-G A2G A3G B4G B3G)	89P8317	*
Italian 141 (models A1G B1G B2G CTO-G A2G A3G B4G B3G)	89P8318	*
Italian 142 (models A1G B1G B2G CTO-G A2G A3G B4G B3G)	89P8319	*
Korean (models B3K B2K)	89P8321	*
LA Spanish (models CTO-L)	89P8322	*
Norwegian (models A1G B1G B2G CTO-G A2G A3G B4G B3G)	89P8323	*
Polish (models A1G B1G B2G CTO-G A2G A3G B4G B3G)	89P8324	*
Portuguese (models A1G B1G B2G CTO-G A2G A3G B4G B3G)	89P8325	*
Romanian (models A1G B1G B2G CTO-G A2G A3G B4G B3G)	89P8326	*
Russian/Cyrillic (models A1G B1G B2G CTO-G A2G A3G B4G B3G)	89P8328	*
Serbian/Cyrillic (models A1G B1G B2G CTO-G A2G A3G B4G B3G)	89P8329	*
Slovak (models A1G B1G B2G CTO-G A2G A3G B4G B3G)	89P8330	*
Spanish (models A1G B1G B2G CTO-G A2G A3G B4G B3G)	89P8331	*
Swedish/Finn (models A1G B1G B2G CTO-G A2G A3G B4G B3G)	89P8332	*
Swiss F/G (models A1G B1G B2G CTO-G A2G A3G B4G B3G)	89P8333	*
Thailand (models CTO-A)	89P8334	*

8134 Keyboards (Preferred Pro Fullsize, Stealth Black)	FRU#	CRU
Turkish 440 (models A1G B1G B2G CTO-G A2G A3G B4G B3G)	89P8335	*
Turkish 179 (models A1G B1G B2G CTO-G A2G A3G B4G B3G)	89P8336	*
UK English (models A1G B1G B2G CTO-G A2G A3G B4G B3G)	89P8337	*
US Euro (models A1G B1G B2G CTO-G A2G A3G B4G B3G)	89P8338	*
Yugoslav/Latin (models A1G B1G B2G CTO-G A2G A3G B4G B3G)	89P8339	*
Brazil/Portuguese (models CTO-L)	89P8304	*

8134 mice	FRU#	CRU
Mouse, PS/2 2-Button (Black) (models CTO)	24P0383	*
Mouse, PS/2 3-Button (Ball) Wheel (models CTO)	24P0491	*
Mouse, Scrollpoint Optical, USB (models CTO)	24P0499	*
Mouse, Optical Wheelmouse, USB (models A1G B1G B2G CTO B3K A2G A3G B4G B2K B3G)	89P5089	*

8134 Adapters and miscellaneous FRUs	FRU#	CRU
PCI Modem Card (Soft), ATX V.90 (models CTO)	22P7943	*
64MB PCIe Adapter, Dual VGA (models CTO)	19R0849	*
128MB PCIe Adapter, Dual VGA, DVI-I, TV out (models CTO)	19R1452	*
PCI-E Daughter Card, DVI-D (models CTO)	19R2374	*
Net Adapter, Intel Pro/1000T PCI (ATX) (models CTO)	22P6509	*
1394 Firewire PCI, LP (ATX) (models CTO)	73P2608	*
Speakers, Jazz Infinity Active T1 (Black) (models CTO)	25P4726	*
RJ11 Connector adapter (Spain, Ireland) (all "G" models)	60H6043	*
RJ11 Connector adapter (Austria) (all "G" models)	60H6045	*
RJ11 Connector adapter (Belgium) (all "G" models)	60H6046	*
RJ11 Connector adapter (Denmark) (all "G" models)	60H6047	*
RJ11 Connector adapter (Norway/Finland) (all "G" models)	60H6048	*
RJ11 Connector adapter (France) (all "G" models)	60H6049	*
RJ11 Connector adapter (Germany) (all "G" models)	60H6050	*
RJ11 Connector adapter (UK,NZ, HK) (all "G" "M" "B" "H" models)	60H6051	*
RJ11 Connector adapter (Italy) (all "G" models)	60H6052	*
RJ11 Connector adapter (Netherlands) (all "G" models)	60H6053	*
RJ11 Connector adapter (Sweden) (all "G" models)	60H6054	*
RJ11 Connector adapter (Switzerland) (all "G" models)	60H6055	*

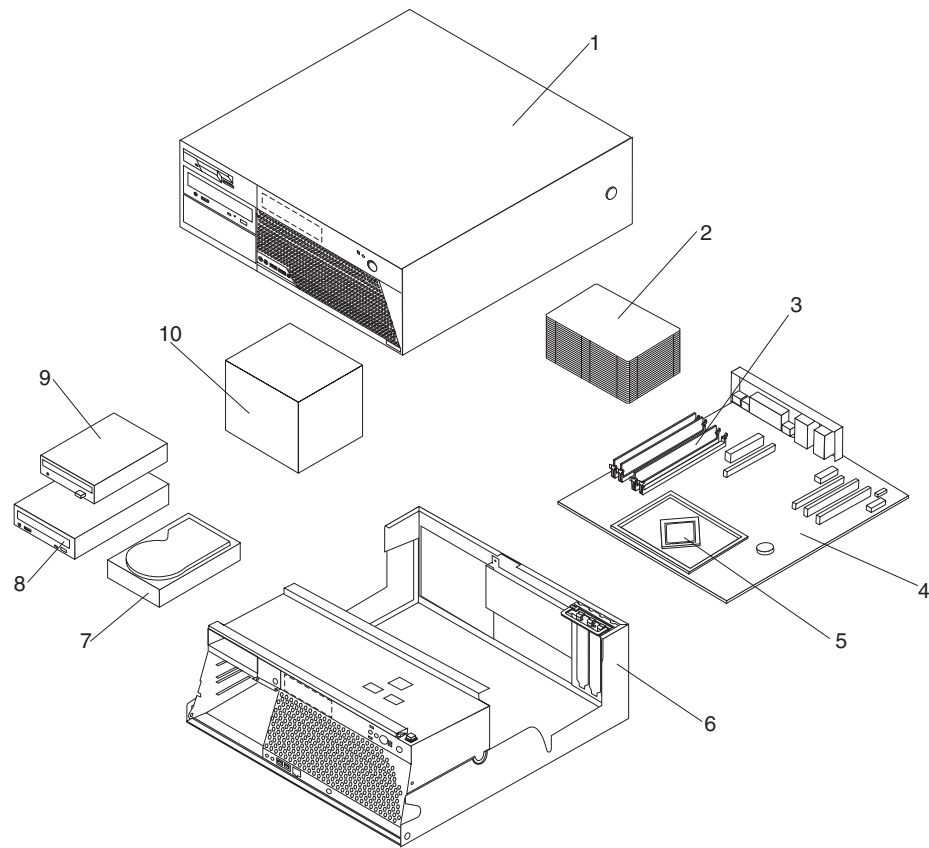
8134 Power Cords	FRU#	CRU
Power cord (models A1G B1G B2G A2G A3G B4G B3G)	6952301	*
Power cord (EMEA, ANZ, ASEAN Eng, Korea) (models A1G B1G B2G B3K A2G A3G B4G B2K B3G)	13F9978	*
Power cord (EMEA, ANZ, ASEAN Eng, HK Eng) (models A1G B1G B2G A2G A3G B4G B3G)	14F0032	*
Power cord (EMEA) (models A1G B1G B2G A2G A3G B4G B3G)	13F9996	*

8134 Power Cords	FRU#	CRU
Power cord (EMEA, LA) (models A1G B1G B2G A2G A3G B4G B3G)	14F0068	*
Power cord (EMEA) (models A1G B1G B2G A2G A3G B4G B3G)	14F0086	*
Power cord (EMEA, ANZ, ASEAN Eng) (models A1G B1G B2G A2G A3G B4G B3G)	14F0014	*
Power cord (EMEA) (models A1G B1G B2G A2G A3G B4G B3G)	14F0050	*

8134 Windows XP Home Recovery CDs	FRU #	CRU
Korean (models B3K B2K)	39T9308	*

8134 Windows XP Pro Recovery CDs	FRU #	CRU
US/UK/AP/TH (models A1G B1G B2G)	41D0598	*
FR/CF (models A1G B1G B2G A2G A3G B4G B3G)	41D0599	*
GR (models A1G B1G B2G A2G A3G B4G B3G)	41D0600	*
IT (models A1G B1G B2G A2G A3G B4G B3G)	41D0602	*
SP/LA (models A1G B1G B2G A2G A3G B4G B3G)	41D0601	*
DK (models A1G B1G B2G A2G A3G B4G B3G)	41D0605	*
NL (models A1G B1G B2G A2G A3G B4G B3G)	39J8526	*
AE (models A1G B1G B2G A2G A3G B4G B3G)	39J8530	*
SV (models A1G B1G B2G A2G A3G B4G B3G)	41D0604	*
HE (models A1G B1G B2G A2G A3G B4G B3G)	39J8527	*
FI (models A1G B1G B2G A2G A3G B4G B3G)	39J8524	*
NO (models A1G B1G B2G A2G A3G B4G B3G)	39J8525	*
PL (models A1G B1G B2G A2G A3G B4G B3G)	39J8528	*
PO (models A1G B1G B2G A2G A3G B4G B3G)	39J8534	*
RU (models A1G B1G B2G A2G A3G B4G B3G)	41D1954	*
RE (models A1G B1G B2G A2G A3G B4G B3G)	41D1953	*
HU (models A1G B1G B2G A2G A3G B4G B3G)	39J8533	*
CZ (models A1G B1G B2G A2G A3G B4G B3G)	39J8529	*
TR (models A1G B1G B2G A2G A3G B4G B3G)	39J8532	*
GK (models A1G B1G B2G A2G A3G B4G B3G)	39J8535	*
SL (models A1G B1G B2G A2G A3G B4G B3G)	39J8536	*
Multilingual 1 (models A1G B1G B2G A2G A3G B4G B3G)	39J8537	*
Multilingual 2 (models A1G B1G B2G A2G A3G B4G B3G)	39J8538	*

Machine Type 8135



Item #	8135 FRUs	FRU#	CRU
1	Top Cover Asm (all models)	89P6730	*
2	Heat sink (all models)	89P6729	**
3	Memory module, 256MB, DDR2 SDRAM, NP (PC 3200) (models CTO A1U A1F A1S A1Y B1U B1F B1S B1Y 11M 11A 11T 11B 11H 11V 11K 31G 32U 32F 32S 32Y 41G 42U 42F 42S 42Y 51G 33A 33Q 33T 43B 43H A1P B1P 32P 42P 31A 31Q 31T 21A 21Q 21T 22A 22Q 22T)	73P3220	*
3	Memory module, 512MB, DDR2 SDRAM, NP (PC 3200) (models CTO)	73P3222	*
3	Memory module, 1GB, DDR2 SDRAM, NP (PC 3200) (models CTO)	73P3224	*
3	Memory module, 256MB, DDR2 SDRAM, NP (PC 4200) (models CTO A2U A2F A2S A2P A2Y B2U B2F B2S B2P B2Y 12B 12H 12V 12K 34G 34A 34Q 34T 35U 35F 35S 35P 35Y 36A 36Q 36T 44G 45U 45F 45S 45P 45Y 46B 46H 48A 48Q 48T 52G E1G F1G 13H 13V 14H 14V 15Q 15C 16Q 16C D1G)	30R5120	*
3	Memory module, 512MB, DDR2 SDRAM, NP (PC 4200) (models CTO 47A 47Q 47T 53A 53Q 53T)	30R5121	*
3	Memory module, 1GB, DDR2 SDRAM, NP (PC 4200) (models CTO)	30R5122	*
4	System board, 10/100 Enet with no PCIe-16X slot (models CTO A1U A1F A1S A1Y B1U B1F B1S B1Y 31G 41G 51G A1P B1P 31A 31Q 31T A2U A2F A2S A2P A2Y B2U B2F B2S B2P B2Y 34G 34A 34Q 34T 36A 36Q 36T 44G 48A 48Q 48T 52G 53A 53Q 53T E1G F1G 13H 13V 14H 14V 15Q 15C D1G)	41T3045	**

Item #	8135 FRUs	FRU#	CRU
4	System board, 10/1000 Enet with PCIe-16X slot (models CTO 11M 11A 11T 11B 11H 11V 11K 32U 32F 32S 32Y 42U 42F 42S 42Y 33A 33Q 33T 43B 43H 32P 42P 12B 12H 12V 12K 35U 35F 35S 35P 35Y 45U 45F 45S 45P 45Y 46B 46H 47A 47Q 47T 16Q 16C 21A 21Q 21T 22A 22Q 22T)	41T3044	**
4	System board, Barbados 915GV, 10/100 Enet with no PCIe-16X slot (models CTO A1U A1F A1S A1Y B1U B1F B1S B1Y 31G 41G 51G A1P B1P 31A 31Q 31T A2U A2F A2S A2P A2Y B2U B2F B2S B2P B2Y 34G 34A 34Q 34T 36A 36Q 36T 44G 48A 48Q 48T 52G 53A 53Q 53T E1G F1G 13H 13V 14H 14V 15Q 15C D1G)	53Y8357	N
4	System board, Barbados 915G, 10/1000 Enet with PCIe-16X slot (models CTO 11M 11A 11T 11B 11H 11V 11K 32U 32F 32S 32Y 42U 42F 42S 42Y 33A 33Q 33T 43B 43H 32P 42P 12B 12H 12V 12K 35U 35F 35S 35P 35Y 45U 45F 45S 45P 45Y 46B 46H 47A 47Q 47T 16Q 16C 21A 21Q 21T 22A 22Q 22T)	53Y8355	N
5	2.53 GHZ Celeron, 533 FSB (models CTO)	29R7215	**
5	2.53 GHZ Celeron, 533 FSB (models CTO)	39J9397	**
5	2.66 GHZ Celeron, 533 FSB (models CTO)	29R7217	**
5	2.66 GHZ Celeron, 533 FSB (models CTO)	39J9399	**
5	2.8 GHZ Celeron, 533 FSB (models CTO A1U A1F A1S A1Y A1P)	29R7219	**
5	2.8 GHZ Celeron, 533 FSB (models CTO A2U A2F A2S A2P A2Y)	39J9401	**
5	2.93 GHZ Celeron, 533 FSB (models CTO)	29R7221	**
5	2.93 GHZ Celeron, 533 FSB (models CTO)	39J9403	**
5	3.06 GHZ Celeron, 533 FSB (models CTO B1U B1F B1S B1Y B1P)	29R8208	**
5	3.06 GHZ Celeron, 533 FSB (models CTO B2U B2F B2S B2P B2Y)	39J9405	**
5	3.2 GHZ Celeron, 533 FSB (models CTO)	41D0533	**
5	2.66GHZ P4, 533 FSB (models CTO 11M 11A 11T 11B 11H 11V 11K)	29R7223	**
5	2.66GHZ P4, 533 FSB (models CTO 12B 12H 12V 12K 13H 13V)	41D0676	**
5	2.93GHZ P4, 533 FSB (models CTO)	29R7225	**
5	2.93GHZ P4, 533 FSB (models CTO 14H 14V 15Q 15C)	41D0677	**
5	3.06GHZ P4, 533 FSB (models CTO 16Q 16C)	41D0678	**
5	2.8 GHZ P4, 800 FSB (models CTO)	19R0495	**
5	2.8 GHZ P4, 800 FSB (models CTO 21A 21Q 21T 22A 22Q 22T)	39J9407	**
5	3.0GHZ P4, 800 FSB (models CTO 31G 32U 32F 32S 32Y 33A 33Q 33T 32P 31A 31Q 31T)	19R0496	**
5	3.0GHZ P4, 800 FSB (models CTO 34G 34A 34Q 34T 35U 35F 35S 35P 35Y 36A 36Q 36T)	39J9409	**
5	3.2GHZ P4, 800 FSB (models CTO 41G 42U 42F 42S 42Y 43B 43H 42P)	19R0497	**
5	3.2GHZ P4, 800 FSB (models CTO 44G 45U 45F 45S 45P 45Y 46B 46H 47A 47Q 47T 48A 48Q 48T)	39J9411	**
5	3.4GHZ P4, 800 FSB (models CTO 51G)	19R0492	**
5	3.4GHZ P4, 800 FSB (models CTO 52G 53A 53Q 53T)	39J9413	**
5	3.0GHZ P4, 800MHz,2MB HT, Mainstream FMB (models CTO D1G)	39J6589	**
5	3.2GHZ P4, 800MHz,2MB HT, Mainstream FMB (models CTO E1G)	39J6591	**
5	3.4GHZ P4, 800MHz,2MB HT, Mainstream FMB (models CTO F1G)	39J6593	**
6	Chassis and top cover kit (all models)	39K5053	**

Item #	8135 FRUs	FRU#	CRU
7	Hard disk drive 40GB 7200 rpm Serial ATA (models CTO A1U A1F A1S A1Y B1U B1F B1S B1Y 11M 11A 11T 11B 11H 11V 11K 32U 32F 32S 32Y 42U 42F 42S 42Y 33A 33Q 33T A1P B1P 32P 42P A2U A2F A2S A2P A2Y B2U B2F B2S B2P B2Y 12B 12H 12V 12K 35U 35F 35S 35P 35Y 45U 45F 45S 45P 45Y)	71P7312	*
7	Hard disk drive 40GB 7200 rpm Serial ATA (models CTO A1U A1F A1S A1Y B1U B1F B1S B1Y 11M 11A 11T 11B 11H 11V 11K 32U 32F 32S 32Y 42U 42F 42S 42Y 33A 33Q 33T A1P B1P 32P 42P A2U A2F A2S A2P A2Y B2U B2F B2S B2P B2Y 12B 12H 12V 12K 35U 35F 35S 35P 35Y 45U 45F 45S 45P 45Y)	40Y8760	*
7	Hard disk drive 40GB 7200 rpm Serial ATA (models CTO A1U A1F A1S A1Y B1U B1F B1S B1Y 11M 11A 11T 11B 11H 11V 11K 32U 32F 32S 32Y 42U 42F 42S 42Y 33A 33Q 33T A1P B1P 32P 42P A2U A2F A2S A2P A2Y B2U B2F B2S B2P B2Y 12B 12H 12V 12K 35U 35F 35S 35P 35Y 45U 45F 45S 45P 45Y)	40Y9033	*
7	Hard disk drive 80GB 7200 rpm Serial ATA (models CTO 31G 41G 51G 43B 43H 31A 31Q 31T 34G 34A 34Q 34T 36A 36Q 36T 44G 46B 46H 47A 47Q 47T 48A 48Q 48T 52G 53A 53Q 53T E1G F1G 13H 13V 14H 14V 15Q 15C 16Q 16C)	71P7293	*
7	Hard disk drive 80GB 7200 rpm Serial ATA (models CTO 31G 41G 51G 43B 43H 31A 31Q 31T 34G 34A 34Q 34T 36A 36Q 36T 44G 46B 46H 47A 47Q 47T 48A 48Q 48T 52G 53A 53Q 53T E1G F1G 13H 13V 14H 14V 15Q 15C 16Q 16C D1G 21A 21Q 21T 22A 22Q 22T)	40Y8761	*
7	Hard disk drive 80GB 7200 rpm Serial ATA (models CTO 31G 41G 51G 43B 43H 31A 31Q 31T 34G 34A 34Q 34T 36A 36Q 36T 44G 46B 46H 47A 47Q 47T 48A 48Q 48T 52G 53A 53Q 53T E1G F1G 13H 13V 14H 14V 15Q 15C 16Q 16C D1G 21A 21Q 21T 22A 22Q 22T)	40Y9034	*
7	Hard disk drive 160GB 7200 rpm Serial ATA (models CTO)	71P7297	*
7	Hard disk drive 160GB 7200 rpm Serial ATA (models CTO)	40Y8762	*
8	CD-ROM drive 48X (models CTO A1U A1F A1S A1Y B1U B1F B1S B1Y 11M 11A 11T 11B 11H 11V 11K 32U 32F 32S 32Y 42U 42F 42S 42Y 33A 33Q 33T 43B 43H A1P B1P 32P 42P)	26K5445	*
8	CD-ROM drive 48X (models CTO A1U A1F A1S A1Y B1U B1F B1S B1Y 11M 11A 11T 11B 11H 11V 11K 32U 32F 32S 32Y 42U 42F 42S 42Y 33A 33Q 33T 43B 43H A1P B1P 32P 42P)	71P7375	*
8	CD-ROM drive 48X (models CTO A1U A1F A1S A1Y B1U B1F B1S B1Y 11M 11A 11T 11B 11H 11V 11K 32U 32F 32S 32Y 42U 42F 42S 42Y 33A 33Q 33T 43B 43H A1P B1P 32P 42P)	71P7385	*
8	CD-ROM drive 48X (CTO A1U A1F A1S A1Y B1U B1F B1S B1Y 11M 11A 11T 11B 11H 11V 11K 32U 32F 32S 32Y 42U 42F 42S 42Y 33A 33Q 33T 43B 43H A1P B1P 32P 42P)	71P7377	*
8	CD-ROM drive 48X (models CTO A1U A1F A1S A1Y B1U B1F B1S B1Y 11M 11A 11T 11B 11H 11V 11K 32U 32F 32S 32Y 42U 42F 42S 42Y 33A 33Q 33T 43B 43H A1P B1P 32P 42P A2U A2F A2S A2P A2Y B2U B2F B2S B2P B2Y 12B 12H 12V 12K 35U 35F 35S 35P 35Y 36A 36Q 36T 45U 45F 45S 45P 45Y 46B 46H 48A 48Q 48T 13H 13V 14H 14V 16Q 16C 21A 21Q 21T)	40Y8925	*
8	CD-ROM drive 48X (models CTO A1U A1F A1S A1Y B1U B1F B1S B1Y 11M 11A 11T 11B 11H 11V 11K 32U 32F 32S 32Y 42U 42F 42S 42Y 33A 33Q 33T 43B 43H A1P B1P 32P 42P A2U A2F A2S A2P A2Y B2U B2F B2S B2P B2Y 12B 12H 12V 12K 35U 35F 35S 35P 35Y 36A 36Q 36T 45U 45F 45S 45P 45Y 46B 46H 48A 48Q 48T 13H 13V 14H 14V 16Q 16C 21A 21Q 21T)	40Y8929	*
8	CD-ROM drive 48X (models CTO A1U A1F A1S A1Y B1U B1F B1S B1Y 11M 11A 11T 11B 11H 11V 11K 32U 32F 32S 32Y 42U 42F 42S 42Y 33A 33Q 33T 43B 43H A1P B1P 32P 42P A2U A2F A2S A2P A2Y B2U B2F B2S B2P B2Y 12B 12H 12V 12K 35U 35F 35S 35P 35Y 36A 36Q 36T 45U 45F 45S 45P 45Y 46B 46H 48A 48Q 48T 13H 13V 14H 14V 16Q 16C 21A 21Q 21T)	40Y8807	*

Item #	8135 FRUs	FRU#	CRU
8	CD-RW drive (48X/32X/48X) (models CTO)	71P7349	*
8	CD-RW drive (48X/32X/48X) (models CTO)	26K5401	*
8	CD-RW drive (48X/32X/48X) (models CTO)	40Y8901	*
8	DVD-ROM (16X/48X) - black (models CTO 31G 41G 51G 31A 31Q 31T)	71P7357	*
8	DVD-ROM (16X/48X) - black (models CTO 31G 41G 51G 31A 31Q 31T)	26K5435	*
8	DVD-ROM (16X/48X) - black (models CTO 31G 41G 51G 31A 31Q 31T)	26K5385	*
8	DVD-ROM (16X/48X) - black (models CTO 31G 41G 51G 31A 31Q 31T 34G 34A 34Q 34T 44G 47A 47Q 47T 52G 53A 53Q 53T E1G F1G D1G)	40Y8931	*
8	DVD-ROM (16X/48X) - black (models CTO 31G 41G 51G 31A 31Q 31T 34G 34A 34Q 34T 44G 47A 47Q 47T 52G 53A 53Q 53T E1G F1G D1G)	40Y8933	*
8	DVD-ROM (16X/48X) - black (models CTO 31G 41G 51G 31A 31Q 31T 34G 34A 34Q 34T 44G 47A 47Q 47T 52G 53A 53Q 53T E1G F1G D1G)	40Y8935	*
8	CD-RW/DVD-ROM Combo drive (48X/32X/48X/16X Max) (models CTO 22A 22Q 22T)	26K5379	*
8	CD-RW/DVD-ROM Combo drive (48X/32X/48X/16X Max) (models CTO 22A 22Q 22T)	40Y8919	*
8	CD-RW/DVD-ROM Combo drive (48X/32X/48X/16X Max) (models CTO 22A 22Q 22T)	26K5429	*
8	Multiburner Plus (models CTO)	26K5441	*
8	Multiburner Plus (models CTO)	40Y8799	*
9	3.5" 1.44MB 2-MODE FDD wo/Bezel (models CTO A1U A1F A1S A1Y B1U B1F B1S B1Y 11M 11A 11T 11B 11H 11V 11K 31G 32U 32F 32S 32Y 41G 42U 42F 42S 42Y 51G 33A 33Q 33T 43B 43H A1P B1P 32P 42P 31A 31Q 31T)	76H4091	*
9	3.5" 1.44MB 3-MODE FDD (wo/Bezel) (models CTO A1U A1F A1S A1Y B1U B1F B1S B1Y 11M 11A 11T 11B 11H 11V 11K 31G 32U 32F 32S 32Y 41G 42U 42F 42S 42Y 51G 33A 33Q 33T 43B 43H A1P B1P 32P 42P 31A 31Q 31T)	24P3889	*
9	3.5" 1.44MB 2-MODE FDD w/Bezel (models CTO A1U A1F A1S A1Y B1U B1F B1S B1Y 11M 11A 11T 11B 11H 11V 11K 31G 32U 32F 32S 32Y 41G 42U 42F 42S 42Y 51G 33A 33Q 33T 43B 43H A1P B1P 32P 42P 31A 31Q 31T A2U A2F A2S A2P A2Y B2U B2F B2S B2P B2Y 12B 12H 12V 12K 34G 34A 34Q 34T 35U 35F 35S 35P 35Y 36A 36Q 36T 44G 45U 45F 45S 45P 45Y 46B 46H 47A 47Q 47T 48A 48Q 48T 52G 53A 53Q 53T E1G F1G 15Q 15C 16Q 16C D1G 21A 21Q 21T 22A 22Q 22T)	40Y9113	*
9	3.5" 1.44MB 2-MODE FDD w/Bezel (models CTO A1U A1F A1S A1Y B1U B1F B1S B1Y 11M 11A 11T 11B 11H 11V 11K 31G 32U 32F 32S 32Y 41G 42U 42F 42S 42Y 51G 33A 33Q 33T 43B 43H A1P B1P 32P 42P 31A 31Q 31T A2U A2F A2S A2P A2Y B2U B2F B2S B2P B2Y 12B 12H 12V 12K 34G 34A 34Q 34T 35U 35F 35S 35P 35Y 36A 36Q 36T 44G 45U 45F 45S 45P 45Y 46B 46H 47A 47Q 47T 48A 48Q 48T 52G 53A 53Q 53T E1G F1G 15Q 15C 16Q 16C D1G 21A 21Q 21T 22A 22Q 22T)	40Y9105	*
9	3.5" 1.44MB 2-MODE FDD w/Bezel (models CTO A1U A1F A1S A1Y B1U B1F B1S B1Y 11M 11A 11T 11B 11H 11V 11K 31G 32U 32F 32S 32Y 41G 42U 42F 42S 42Y 51G 33A 33Q 33T 43B 43H A1P B1P 32P 42P 31A 31Q 31T A2U A2F A2S A2P A2Y B2U B2F B2S B2P B2Y 12B 12H 12V 12K 34G 34A 34Q 34T 35U 35F 35S 35P 35Y 36A 36Q 36T 44G 45U 45F 45S 45P 45Y 46B 46H 47A 47Q 47T 48A 48Q 48T 52G 53A 53Q 53T E1G F1G 15Q 15C 16Q 16C D1G 21A 21Q 21T 22A 22Q 22T)	40Y9107	*
10	Power Supply 310 Watt (models CTO A1U A1F B1U B1F 11M 11A 11T 11K 31G 32U 32F 41G 42U 42F 51G 33A 33T 31A 31T A2U A2F B2U B2F 12K 34G 34A 34T 35U 35F 36A 36T 44G 45U 45F 47A 47T 48A 48T 52G 53A 53T E1G F1G D1G 21A 21T 22A 22T)	24R2574	**

Item #	8135 FRUs	FRU#	CRU
10	Power Supply 310 Watt, robust (models CTO-A CTO-L A1S A1Y B1S B1Y 11B 11H 11V 32S 32Y 42S 42Y 33Q 43B 43H A1P B1P 32P 42P 31Q A2S A2P A2Y B2S B2P B2Y 12B 12H 12V 34Q 35S 35P 35Y 36Q 45S 45P 45Y 46B 46H 47Q 48Q 53Q 13H 13V 14H 14V 15Q 15C 16Q 16C 21Q 22Q)	24R2578	**

The FRUs listed in the following table are not illustrated.

8135 FRUs	FRU#	CRU
Hard disk drive Mounting Brkt Asm (all models)	88P5916	*
Speaker Asm, internal (models CTO 11M 11A 11T 11B 11H 11V 11K 31G 41G 51G 33A 33Q 33T 31A 31Q 31T 12B 12H 12V 12K 34G 34A 34Q 34T 36A 36Q 36T 44G 47A 47Q 47T 48A 48Q 48T 52G 53A 53Q 53T E1G F1G D1G 21A 21Q 21T 22A 22Q 22T)	00N5151	*
Speaker Asm, internal, RoHS Compliant (models CTO 11M 11A 11T 11B 11H 11V 11K 31G 41G 51G 33A 33Q 33T 31A 31Q 31T 12B 12H 12V 12K 34G 34A 34Q 34T 36A 36Q 36T 44G 47A 47Q 47T 48A 48Q 48T 52G 53A 53Q 53T E1G F1G D1G 21A 21Q 21T 22A 22Q 22T)	39M0614	*
Cable, Second Serial Port (all models)	49P4530	*
Retention module assembly - (all models)	89P6725	**
Device Retaining Clips (all models)	13N2449	*
Fan and Duct Asm (all models)	39K5014	*
Cable, SATA (all models)	89P6728	*
Bezel Kit (all models)	89P6731	*
Cable and Front USB/Audio Card (all models)	89P6733	**
Cable, 2-drop IDE (all models)	89P6734	*
Cable, FDD (all models)	89P6735	*
Shield, Blank 5.25 (all models)	89P6771	*
Shield, Blank FDD (all models)	89P6736	*
Miscellaneous Hardware kit (all models)	89P6737	*
Universal Adapter Bracket 5.25 to 3.5, No Bezel (for Hard disk drive)	32P4743	*
Cable, 1394 Front (all models)	89P6738	**
Cable, Power/LED (all models)	89P6739	**
System board shield (all models)	39K5049	**
Battery, 3.0V (all models)	33F8354	*

8135 Keyboards (Preferred Pro Fullsize, Stealth Black)	FRU#	CRU
US English (models CTO A1U B1U 11M 11A 11H 31G 32U 41G 42U 51G 33A 33Q 43H 31A 31Q A2U B2U 12H 34G 34A 34Q 35U 36A 36Q 44G 45U 46H 47A 47Q 48A 48Q 52G 53A 53Q E1G F1G 13H 14H 15Q 15C 16Q 16C D1G 21A 21Q 22A 22Q)	89P8300	*
Arabic (models CTO-G 31G 41G 51G 34G 44G 52G E1G F1G D1G)	89P8301	*
Belgian/French (models CTO-G 31G 41G 51G 34G 44G 52G E1G F1G D1G)	89P8302	*
Belgian/UK (models CTO-G 31G 41G 51G 34G 44G 52G E1G F1G D1G)	89P8303	*
Bulgarian (models CTO-G 31G 41G 51G 34G 44G 52G E1G F1G D1G)	89P8305	*
Chinese/US (models CTO-A 11B 11V 43B 12B 12V 46B 13V 14V)	89P8306	*
Czech (models CTO-G 31G 41G 51G 34G 44G 52G E1G F1G D1G)	89P8307	*
Danish (models CTO-G 31G 41G 51G 34G 44G 52G E1G F1G D1G)	89P8308	*

8135 Keyboards (Preferred Pro Fullsize, Stealth Black)	FRU#	CRU
Dutch (models CTO-G 31G 41G 51G 34G 44G 52G E1G F1G D1G)	89P8309	*
French (models CTO-G 31G 41G 51G 34G 44G 52G E1G F1G D1G)	89P8310	*
French Canadian 445 (models CTO-U A1F B1F 32F 42F A2F B2F 35F 45F)	89P8311	*
French Canadian 58 (models CTO-U A1F B1F 32F 42F A2F B2F 35F 45F)	89P8312	*
German (models CTO-G 31G 41G 51G 34G 44G 52G E1G F1G D1G)	89P8313	*
Greek (models CTO-G 31G 41G 51G 34G 44G 52G E1G F1G D1G)	89P8314	*
Hebrew (models CTO-G 31G 41G 51G 34G 44G 52G E1G F1G D1G)	89P8315	*
Hungarian (models CTO-G 31G 41G 51G 34G 44G 52G E1G F1G D1G)	89P8316	*
Iceland (models CTO-G 31G 41G 51G 34G 44G 52G E1G F1G D1G)	89P8317	*
Italian 141 (models CTO-G 31G 41G 51G 34G 44G 52G E1G F1G D1G)	89P8318	*
Italian 142 (models CTO-G 31G 41G 51G 34G 44G 52G E1G F1G D1G)	89P8319	*
Korean (models 11K 12K)	89P8321	*
LA Spanish (models CTO-L A1S A1Y B1S B1Y 32S 32Y 42S 42Y A2S A2Y B2S B2Y 35S 35Y 45S 45Y)	89P8322	*
Norwegian (models CTO-G 31G 41G 51G 34G 44G 52G E1G F1G D1G)	89P8323	*
Polish (models CTO-G 31G 41G 51G 34G 44G 52G E1G F1G D1G)	89P8324	*
Portuguese (models CTO-G 31G 41G 51G 34G 44G 52G E1G F1G D1G)	89P8325	*
Romanian (models CTO-G 31G 41G 51G 34G 44G 52G E1G F1G D1G)	89P8326	*
Russian/Cyrillic (models CTO-G 31G 41G 51G 34G 44G 52G E1G F1G D1G)	89P8328	*
Serbian/Cyrillic (models CTO-G 31G 41G 51G 34G 44G 52G E1G F1G D1G)	89P8329	*
Slovak (models CTO-G 31G 41G 51G 34G 44G 52G E1G F1G D1G)	89P8330	*
Spanish (models CTO-G 31G 41G 51G 34G 44G 52G E1G F1G D1G)	89P8331	*
Swedish/Finn (models CTO-G 31G 41G 51G 34G 44G 52G E1G F1G D1G)	89P8332	*
Swiss F/G (models CTO-G 31G 41G 51G 34G 44G 52G E1G F1G D1G)	89P8333	*
Thailand (models 11T 33T CTO-A 31T 21T 22T)	89P8334	*
Turkish 440 (models CTO-G 31G 41G 51G 34G 44G 52G E1G F1G D1G)	89P8335	*
Turkish 179 (models CTO-G 31G 41G 51G 34G 44G 52G E1G F1G D1G)	89P8336	*
UK English (models CTO-G 31G 41G 51G 34G 44G 52G E1G F1G D1G)	89P8337	*
US Euro (models CTO-G 31G 41G 51G 34G 44G 52G E1G F1G D1G)	89P8338	*
Yugoslav/Latin (models CTO-G 31G 41G 51G 34G 44G 52G E1G F1G D1G)	89P8339	*
Brazil/Portuguese (models CTO-L A1P B1P 32P 42P A2P B2P 35P 45P)	89P8304	*

8135 mice	FRU#	CRU
Mouse, PS/2 2-Button (Black) (models CTO)	24P0383	*
Mouse, PS/2 3-Button (Ball) Wheel (models CTO)	24P0491	*
Mouse, Scrollpoint Optical, USB (models CTO)	24P0499	*
Mouse, Optical Wheelmouse, USB (models CTO A1U A1F A1S A1Y B1U B1F B1S B1Y 11M 11A 11T 11B 11H 11V 11K 31G 32U 32F 32S 32Y 41G 42U 42F 42S 42Y 51G 33A 33Q 33T 43B 43H A1P B1P 32P 42P 31A 31Q 31T A2U A2F A2S A2P A2Y B2U B2F B2S B2P B2Y 12B 12H 12V 12K 34G 34A 34Q 34T 35U 35F 35S 35P 35Y 36A 36Q 36T 44G 45U 45F 45S 45P 45Y 46B 46H 47A 47Q 47T 48A 48Q 48T 52G 53A 53Q 53T E1G F1G 13H 13V 14H 14V 15Q 15C 16Q 16C D1G 21A 21Q 21T 22A 22Q 22T)	89P5089	*

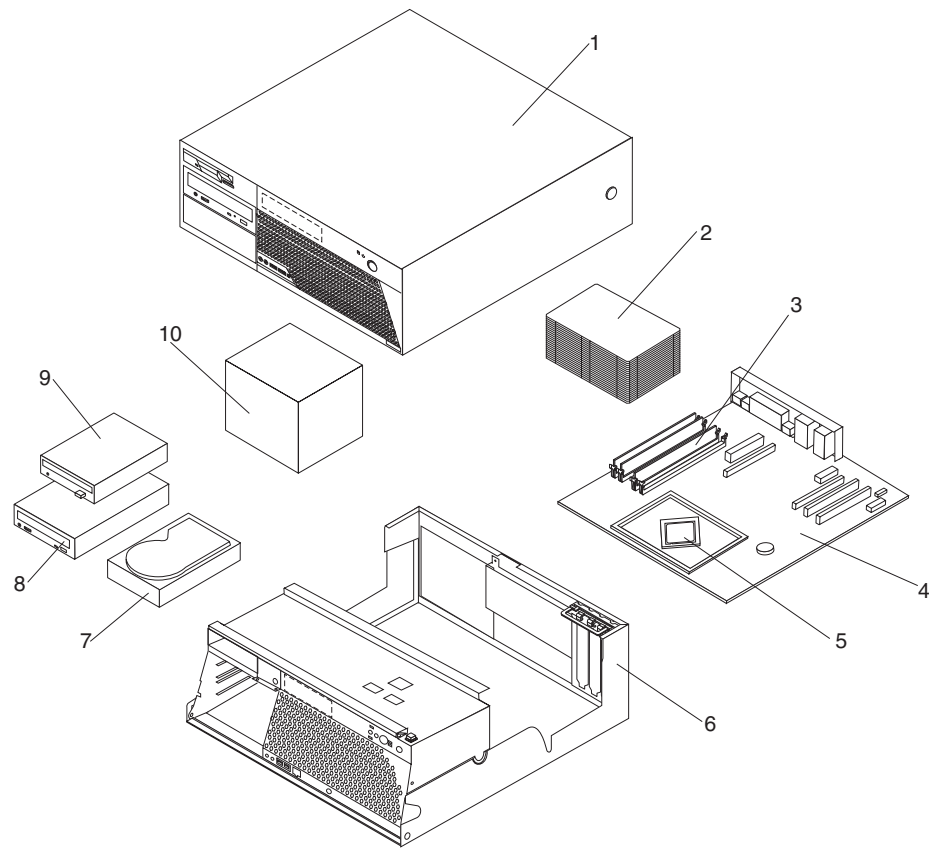
8135 Adapters and miscellaneous FRUs	FRU#	CRU
PCI Modem Card (Soft), ATX V.90 (models CTO)	22P7943	*
64MB PCIe Adapter, Dual VGA (models CTO)	19R0849	*
128MB PCIe Adapter, Dual VGA, DVI-I, TV out (models CTO)	19R1452	*
PCI-E Daughter Card, DVI-D (models CTO)	19R2374	*
Net Adapter, Intel Pro/1000T PCI (ATX) (models CTO)	22P6509	*
1394 Firewire PCI, LP (ATX) (models CTO)	73P2608	*
Speakers, Jazz Infinity Active T1 (Black) (models CTO)	25P4726	*
RJ11 Connector adapter (Spain, Ireland) (all "G" models)	60H6043	*
RJ11 Connector adapter (Austria) (all "G" models)	60H6045	*
RJ11 Connector adapter (Belgium) (all "G" models)	60H6046	*
RJ11 Connector adapter (Denmark) (all "G" models)	60H6047	*
RJ11 Connector adapter (Norway/Finland) (all "G" models)	60H6048	*
RJ11 Connector adapter (France) (all "G" models)	60H6049	*
RJ11 Connector adapter (Germany) (all "G" models)	60H6050	*
RJ11 Connector adapter (UK,NZ, HK) (all "G" "M" "B" "H" models)	60H6051	*
RJ11 Connector adapter (Italy) (all "G" models)	60H6052	*
RJ11 Connector adapter (Netherlands) (all "G" models)	60H6053	*
RJ11 Connector adapter (Sweden) (all "G" models)	60H6054	*
RJ11 Connector adapter (Switzerland) (all "G" models)	60H6055	*

8135 Power Cords	FRU#	CRU
Power cord (models A1U A1F A1S B1U B1F B1S 11A 11T 11V 31G 32U 32F 32S 41G 42U 42F 42S 51G 33A 33T A1P B1P 32P 42P 31A 31T A2U A2F A2S A2P B2U B2F B2S B2P 12V 34G 34A 34T 35U 35F 35S 35P 36A 36T 44G 45U 45F 45S 45P 47A 47T 48A 48T 52G 53A 53T E1G F1G 13V 14V D1G 21A 21T 22A 22T)	6952301	*
Power cord (ANZ) (models 11M)	13F9939	*
Power cord (EMEA, ANZ, ASEAN Eng, Korea) (models 11K 31G 41G 51G 12K 34G 44G 52G E1G F1G D1G)	13F9978	*
Power cord (EMEA, ANZ, ASEAN Eng, HK Eng) (models 11H 31G 41G 51G 43H 12H 34G 44G 46H 52G E1G F1G D1G 13H 14H)	14F0032	*
Power cord (EMEA) (models 31G 41G 51G 34G 44G 52G E1G F1G D1G)	13F9996	*
Power cord (EMEA, LA) (models A1S A1Y B1S B1Y 31G 32S 32Y 41G 42S 42Y 51G A1P B1P 32P 42P A2S A2P A2Y B2S B2P B2Y 34G 35S 35P 35Y 44G 45S 45P 45Y 52G E1G F1G D1G)	14F0068	*
Power cord (APU) (models A1Y B1Y 32Y 42Y A2Y B2Y 35Y 45Y)	36L8879	*
Power cord (China, HK) (models 11B 11H 43B 43H 12B 12H 46B 46H 13H 14H 15C 16C)	02K0545	*
Power cord (EMEA) (models 31G 41G 51G 34G 44G 52G E1G F1G D1G)	14F0086	*
Power cord (EMEA, ANZ, ASEAN Eng) (models 31G 41G 51G 34G 44G 52G E1G F1G D1G)	14F0014	*
Power cord (EMEA) (models 31G 41G 51G 34G 44G 52G E1G F1G D1G)	14F0050	*
Power cord (India) (models 33Q 31Q 34Q 36Q 47Q 48Q 53Q 15Q 16Q 21Q 22Q)	49P2078	*

8135 Windows XP Home Recovery CDs	FRU #	CRU
US/UK/AP/TH (models A1U 11M 11A 11T 11H 12H)	41D0550	*
Taiwan-TC (models 11V 12V)	39T9306	*
Hong Kong-TC (models 11B 12B)	39T9307	*
Korean (models 11K 12K)	39T9308	*

8135 Windows XP Pro Recovery CDs	FRU #	CRU
US/UK/AP/TH (models A1U B1U 31G 32U 33A 33Q 33T 41G 42U 43H 51G 31A 31Q 31T A2U B2U 34G 34A 34Q 34T 35U 36A 36Q 36T 44G 45U 46H 47A 47Q 47T 48A 48Q 48T 52G 53A 53Q 53T E1G F1G 13H 14H 15Q 16Q D1G 21A 21Q 21T 22A 22Q 22T)	41D0598	*
FR/CF (models A1F B1F 31G 32F 41G 42F 51G A2F B2F 34G 35F 44G 45F 52G E1G F1G D1G)	41D0599	*
GR (models 31G 41G 51G 34G 44G 52G E1G F1G D1G)	41D0600	*
IT (models 31G 41G 51G 34G 44G 52G E1G F1G D1G)	41D0602	*
BR (models A1P B1P 32P 42P A2P B2P 35P 45P)	41D0603	*
SP/LA (models 31G 41G 51G A1S A1Y B1S B1Y 32S 32Y 42S 42Y A2S A2Y B2S B2Y 34G 35S 35Y 44G 45S 45Y 52G E1G F1G D1G)	41D0601	*
DK (models 31G 41G 51G 34G 44G 52G E1G F1G D1G)	41D0605	*
NL (models 31G 41G 51G 34G 44G 52G E1G F1G D1G)	39J8526	*
AE (models 31G 41G 51G 34G 44G 52G E1G F1G D1G)	39J8530	*
SV (models 31G 41G 51G 34G 44G 52G E1G F1G D1G)	41D0604	*
HE (models 31G 41G 51G 34G 44G 52G E1G F1G D1G)	39J8527	*
FI (models 31G 41G 51G 34G 44G 52G E1G F1G D1G)	39J8524	*
NO (models 31G 41G 51G 34G 44G 52G E1G F1G D1G)	39J8525	*
PL (models 31G 41G 51G 34G 44G 52G E1G F1G D1G)	39J8528	*
PO (models 31G 41G 51G 34G 44G 52G E1G F1G D1G)	39J8534	*
RU (models 31G 41G 51G 34G 44G 52G E1G F1G D1G)	41D1954	*
RE (models 31G 41G 51G 34G 44G 52G E1G F1G D1G)	41D1953	*
HU (models 31G 41G 51G 34G 44G 52G E1G F1G D1G)	39J8533	*
CZ (models 31G 41G 51G 34G 44G 52G E1G F1G D1G)	39J8529	*
TR (models 31G 41G 51G 34G 44G 52G E1G F1G D1G)	39J8532	*
GK (models 31G 41G 51G 34G 44G 52G E1G F1G D1G)	39J8535	*
SL (models 31G 41G 51G 34G 44G 52G E1G F1G D1G)	39J8536	*
Simplified Chinese (models 15C 16C)	39T9300	*
Taiwan-TC (models 13V 14V)	39T9301	*
Hong Kong-TC (models 43B 46B)	39T9302	*
Multilingual 1 (models 31G 41G 51G 34G 44G 52G E1G F1G D1G)	39J8537	*
Multilingual 2 (models 31G 41G 51G 34G 44G 52G E1G F1G D1G)	39J8538	*

Machine Type 8136



Item #	8136 FRUs	FRU#	CRU
1	Top Cover Asm (all models)	89P6730	*
2	Heat sink (all models)	89P6729	**
3	Memory module, 256MB, DDR2 SDRAM, NP (PC 3200) (models CTO A1S A1Y A2S A2Y B1S B1Y 11S 11Y 21S 21Y 31S 31Y 32G 41S 41Y 42G 51S 51Y 52G E2G F1G 33C A2P A3P B1P 11P 21P 31P 31A 31Q 31T 41P 51P E2S E2P E2Y)	73P3220	*
3	Memory module, 512MB, DDR2 SDRAM, NP (PC 3200) (models CTO)	73P3222	*
3	Memory module, 1GB, DDR2 SDRAM, NP (PC 3200) (models CTO)	73P3224	*
3	Memory module, 256MB, DDR2 SDRAM, NP (PC 4200) (models CTO A4S A4P A4Y A5S A5P A5Y B2S B2P B2Y 12S 12P 12Y 13S 13P 13Y 14S 14P 14Y 22S 22P 22Y 34S 34P 34Y 35G 36C 37A 37Q 37T 43S 43P 43Y 44G 45A 45Q 45T 53S 53P 53Y E3S E3P E3Y E4G D1G 23A 23Q 23T 24A 24Q 24T)	30R5120	*
3	Memory module, 512MB, DDR2 SDRAM, NP (PC 4200) (models CTO 46A 46Q 46T 54A 54Q 54T)	30R5121	*
3	Memory module, 1GB, DDR2 SDRAM, NP (PC 4200) (models CTO)	30R5122	*
4	System board, 10/100 Enet with no PCIe-16X slot (models CTO A1S A1Y A2S A2Y B1S B1Y 11S 11Y 21S 21Y 31S 31Y 32G 41S 41Y 42G 51S 51Y 52G A2P A3P B1P 11P 21P 31P 31A 31Q 31T 41P 51P A4S A4P A4Y A5S A5P A5Y B2S B2P B2Y 12S 12P 12Y 14S 14P 14Y 22S 22P 22Y 34S 34P 34Y 35G 37A 37Q 37T 43S 43P 43Y 44G 45A 45Q 45T 53S 53P 53Y 54A 54Q 54T E4G D1G)	41T3045	**
4	System board, 10/1000 Enet with PCIe-16X slot (models CTO E2G F1G 33C E2S E2P E2Y 13S 13P 13Y 36C 46A 46Q 46T E3S E3P E3Y 23A 23Q 23T 24A 24Q 24T)	41T3044	**

Item #	8136 FRUs	FRU#	CRU
4	System board, Barbados 915GV, 10/100 Enet with no PCIe-16X slot (models CTO A1S A1Y A2S A2Y B1S B1Y 11S 11Y 21S 21Y 31S 31Y 32G 41S 41Y 42G 51S 51Y 52G A2P A3P B1P 11P 21P 31P 31A 31Q 31T 41P 51P A4S A4P A4Y A5S A5P A5Y B2S B2P B2Y 12S 12P 12Y 14S 14P 14Y 22S 22P 22Y 34S 34P 34Y 35G 37A 37Q 37T 43S 43P 43Y 44G 45A 45Q 45T 53S 53P 53Y 54A 54Q 54T E4G D1G)	53Y8357	N
4	System board, Barbados 915G, 10/1000 Enet with PCIe-16X slot (models CTO E2G F1G 33C E2S E2P E2Y 13S 13P 13Y 36C 46A 46Q 46T E3S E3P E3Y 23A 23Q 23T 24A 24Q 24T)	53Y8355	N
5	2.53 GHZ Celeron, 533 FSB (models CTO A1S A1Y A3P)	29R7215	**
5	2.53 GHZ Celeron, 533 FSB (models CTO A4S A4P A4Y)	39J9397	**
5	2.66 GHZ Celeron, 533 FSB (models CTO A2S A2Y A2P)	29R7217	**
5	2.66 GHZ Celeron, 533 FSB (models CTO A5S A5P A5Y)	39J9399	**
5	2.8 GHZ Celeron, 533 FSB (models CTO)	29R7219	**
5	2.8 GHZ Celeron, 533 FSB (models CTO)	39J9401	**
5	2.93 GHZ Celeron, 533 FSB (models CTO B1S B1Y B1P)	29R7221	**
5	2.93 GHZ Celeron, 533 FSB (models CTO B2S B2P B2Y)	39J9403	**
5	3.06 GHZ Celeron, 533 FSB (models CTO)	29R8208	**
5	3.06 GHZ Celeron, 533 FSB (models CTO)	39J9405	**
5	3.2 GHZ Celeron, 533 FSB (models CTO)	41D0533	**
5	2.66GHZ P4, 533 FSB (models CTO)	29R7223	**
5	2.66GHZ P4, 533 FSB (models CTO)	41D0676	**
5	2.93GHZ P4, 533 FSB (models CTO 11S 11Y 11P)	29R7225	**
5	2.93GHZ P4, 533 FSB (models CTO 12S 12P 12Y 13S 13P 13Y)	41D0677	**
5	3.06GHZ P4, 533 FSB (models CTO 14S 14P 14Y)	41D0678	**
5	2.8 GHZ P4, 800 FSB (models CTO 21S 21Y 21P)	19R0495	**
5	2.8 GHZ P4, 800 FSB (models CTO 22S 22P 22Y 23A 23Q 23T 24A 24Q 24T)	39J9407	**
5	3.0GHZ P4, 800 FSB (models CTO 31S 31Y 32G 33C 31P 31A 31Q 31T)	19R0496	**
5	3.0GHZ P4, 800 FSB (models CTO 34S 34P 34Y 35G 36C 37A 37Q 37T)	39J9409	**
5	3.2GHZ P4, 800 FSB (models CTO 41S 41Y 42G 41P)	19R0497	**
5	3.2GHZ P4, 800 FSB (models CTO 43S 43P 43Y 44G 45A 45Q 45T 46A 46Q 46T)	39J9411	**
5	3.4GHZ P4, 800 FSB (models CTO 51S 51Y 52G 51P)	19R0492	**
5	3.4GHZ P4, 800 FSB (models CTO 53S 53P 53Y 54A 54Q 54T)	39J9413	**
5	3.0GHZ P4, 800MHz,2MB HT, Mainstream FMB (models CTO D1G)	39J6589	**
5	3.2GHZ P4, 800MHz,2MB HT, Mainstream FMB (models CTO E2G E2S E2P E2Y E3S E3P E3Y E4G)	39J6591	**
5	3.4GHZ P4, 800MHz,2MB HT, Mainstream FMB (models CTO F1G)	39J6593	**
6	Chassis and top cover kit (all models)	39K5053	**
7	Hard disk drive 40GB 7200 rpm Serial ATA (models CTO A1S A1Y A2S A2Y 33C A2P A3P A4S A4P A4Y A5S A5P A5Y 36C)	71P7312	*
7	Hard disk drive 40GB 7200 rpm Serial ATA (models CTO A1S A1Y A2S A2Y 33C A2P A3P A4S A4P A4Y A5S A5P A5Y 36C)	40Y8760	*
7	Hard disk drive 40GB 7200 rpm Serial ATA (models CTO A1S A1Y A2S A2Y 33C A2P A3P A4S A4P A4Y A5S A5P A5Y 36C)	40Y9033	*

Item #	8136 FRUs	FRU#	CRU
7	Hard disk drive 80GB 7200 rpm Serial ATA (models CTO B1S B1Y 11S 11Y 21S 21Y 31S 31Y 32G 41S 41Y 42G 51S 51Y 52G E2G F1G B1P 11P 21P 31P 31A 31Q 31T 41P 51P E2S E2P E2Y B2S B2P B2Y 12S 12P 12Y 13S 13P 13Y 14S 14P 14Y 22S 22P 22Y 34S 34P 34Y 35G 37A 37Q 37T 43S 43P 43Y 44G 45A 45Q 45T 46A 46Q 46T 53S 53P 53Y 54A 54Q 54T E3S E3P E3Y E4G)	71P7293	*
7	Hard disk drive 80GB 7200 rpm Serial ATA (models CTO B1S B1Y 11S 11Y 21S 21Y 31S 31Y 32G 41S 41Y 42G 51S 51Y 52G E2G F1G B1P 11P 21P 31P 31A 31Q 31T 41P 51P E2S E2P E2Y B2S B2P B2Y 12S 12P 12Y 13S 13P 13Y 14S 14P 14Y 22S 22P 22Y 34S 34P 34Y 35G 37A 37Q 37T 43S 43P 43Y 44G 45A 45Q 45T 46A 46Q 46T 53S 53P 53Y 54A 54Q 54T E3S E3P E3Y E4G D1G 23A 23Q 23T 24A 24Q 24T)	40Y8761	*
7	Hard disk drive 80GB 7200 rpm Serial ATA (models CTO B1S B1Y 11S 11Y 21S 21Y 31S 31Y 32G 41S 41Y 42G 51S 51Y 52G E2G F1G B1P 11P 21P 31P 31A 31Q 31T 41P 51P E2S E2P E2Y B2S B2P B2Y 12S 12P 12Y 13S 13P 13Y 14S 14P 14Y 22S 22P 22Y 34S 34P 34Y 35G 37A 37Q 37T 43S 43P 43Y 44G 45A 45Q 45T 46A 46Q 46T 53S 53P 53Y 54A 54Q 54T E3S E3P E3Y E4G D1G 23A 23Q 23T 24A 24Q 24T)	40Y9034	*
7	Hard disk drive 160GB 7200 rpm Serial ATA (models CTO)	71P7297	*
7	Hard disk drive 160GB 7200 rpm Serial ATA (models CTO)	40Y8762	*
8	CD-ROM drive 48X (models CTO A1S A1Y A2S A2Y B1S B1Y 11S 11Y 21S 21Y 31S 31Y 41S 41Y 51S 51Y 33C A2P A3P B1P 11P 21P 31P 31A 31Q 31T 41P)	26K5445	*
8	CD-ROM drive 48X (models CTO A1S A1Y A2S A2Y B1S B1Y 11S 11Y 21S 21Y 31S 31Y 41S 41Y 51S 51Y 33C A2P A3P B1P 11P 21P 31P 31A 31Q 31T 41P)	71P7375	*
8	CD-ROM drive 48X (models CTO A1S A1Y A2S A2Y B1S B1Y 11S 11Y 21S 21Y 31S 31Y 41S 41Y 51S 51Y 33C A2P A3P B1P 11P 21P 31P 31A 31Q 31T 41P)	71P7385	*
8	CD-ROM drive 48X (models CTO A1S A1Y A2S A2Y B1S B1Y 11S 11Y 21S 21Y 31S 31Y 41S 41Y 51S 51Y 33C A2P A3P B1P 11P 21P 31P 31A 31Q 31T 41P)	71P7377	*
8	CD-ROM drive 48X (models CTO A1S A1Y A2S A2Y B1S B1Y 11S 11Y 21S 21Y 31S 31Y 41S 41Y 51S 51Y 33C A2P A3P B1P 11P 21P 31P 31A 31Q 31T 41P A4P A4Y A5S A5P A5Y B2S B2P B2Y 12S 12P 12Y 13S 13P 13Y 14S 14P 14Y 22S 22P 22Y 34S 34P 34Y 36C 37A 37Q 37T 43S 43P 43Y 45A 45Q 45T 53S 53P 53Y 23A 23Q 23T)	40Y8925	*
8	CD-ROM drive 48X (models CTO A1S A1Y A2S A2Y B1S B1Y 11S 11Y 21S 21Y 31S 31Y 41S 41Y 51S 51Y 33C A2P A3P B1P 11P 21P 31P 31A 31Q 31T 41P A4P A4Y A5S A5P A5Y B2S B2P B2Y 12S 12P 12Y 13S 13P 13Y 14S 14P 14Y 22S 22P 22Y 34S 34P 34Y 36C 37A 37Q 37T 43S 43P 43Y 45A 45Q 45T 53S 53P 53Y 23A 23Q 23T)	40Y8929	*
8	CD-ROM drive 48X (models CTO A1S A1Y A2S A2Y B1S B1Y 11S 11Y 21S 21Y 31S 31Y 41S 41Y 51S 51Y 33C A2P A3P B1P 11P 21P 31P 31A 31Q 31T 41P A4P A4Y A5S A5P A5Y B2S B2P B2Y 12S 12P 12Y 13S 13P 13Y 14S 14P 14Y 22S 22P 22Y 34S 34P 34Y 36C 37A 37Q 37T 43S 43P 43Y 45A 45Q 45T 53S 53P 53Y 23A 23Q 23T)	40Y8807	*
8	CD-RW drive (48X/32X/48X) (models CTO 51S 51Y 51P)	71P7349	*
8	CD-RW drive (48X/32X/48X) (models CTO 51S 51Y 51P)	26K5401	*
8	CD-RW drive (48X/32X/48X) (models CTO 51S 51Y 51P 53S 53P 53Y)	40Y8901	*
8	DVD-ROM (16X/48X) - black (models CTO 32G 42G 52G)	71P7357	*
8	DVD-ROM (16X/48X) - black (models CTO 32G 42G 52G)	26K5435	*
8	DVD-ROM (16X/48X) - black (models CTO 32G 42G 52G 35G 44G 46A 46Q 46T 54A 54Q 54T E4G D1G)	40Y8933	*
8	DVD-ROM (16X/48X) - black (models CTO 32G 42G 52G 35G 44G 46A 46Q 46T 54A 54Q 54T E4G D1G)	26K5385	*
8	DVD-ROM (16X/48X) - black (models CTO 32G 42G 52G 35G 44G 46A 46Q 46T 54A 54Q 54T E4G D1G)	40Y8935	*
8	DVD-ROM (16X/48X) - black (models CTO 32G 42G 52G 35G 44G 46A 46Q 46T 54A 54Q 54T E4G D1G)	40Y8931	*

Item #	8136 FRUs	FRU#	CRU
8	DVD-ROM (16X/48X) - black (models CTO 32G 42G 52G 35G 44G 46A 46Q 46T 54A 54Q 54T E4G)	40Y8933	*
8	CD-RW/DVD-ROM Combo drive (48X/32X/48X/16X Max) (models CTO E2G F1G E2S E2P E2Y)	26K5379	*
8	CD-RW/DVD-ROM Combo drive (48X/32X/48X/16X Max) (models CTO E2G F1G E2S E2P E2Y)	26K5429	*
8	CD-RW/DVD-ROM Combo drive (48X/32X/48X/16X Max) (models CTO E2G F1G E2S E2P E2Y E3S E3P E3Y 24A 24Q 24T)	40Y8919	*
8	Multiburner Plus (models CTO)	26K5441	*
8	Multiburner Plus (models CTO)	40Y8799	*
9	3.5" 1.44MB 2-MODE FDD wo/Bezel (models CTO A1S A1Y A2S A2Y B1S B1Y 11S 11Y 21S 21Y 31S 31Y 32G 41S 41Y 42G 51S 51Y 52G E2G F1G 33C A2P A3P B1P 11P 21P 31P 31A 31Q 31T 41P 51P E2S E2P E2Y)	76H4091	*
9	3.5" 1.44MB 3-MODE FDD (wo/Bezel) (models CTO A1S A1Y A2S A2Y B1S B1Y 11S 11Y 21S 21Y 31S 31Y 32G 41S 41Y 42G 51S 51Y 52G E2G F1G 33C A2P A3P B1P 11P 21P 31P 31A 31Q 31T 41P 51P E2S E2P E2Y)	24P3889	*
9	3.5" 1.44MB 2-MODE FDD w/Bezel (models CTO A1S A1Y A2S A2Y B1S B1Y 11S 11Y 21S 21Y 31S 31Y 32G 41S 41Y 42G 51S 51Y 52G E2G F1G 33C A2P A3P B1P 11P 21P 31P 31A 31Q 31T 41P 51P E2S E2P E2Y A4S A4P A4Y A5S A5P A5Y B2S B2P B2Y 12S 12P 12Y 13S 13P 13Y 14S 14P 14Y 22S 22P 22Y 34S 34P 34Y 35G 36C 37A 37Q 37T 43S 43P 43Y 44G 45A 45Q 45T 46A 46Q 46T 53S 53P 53Y 54A 54Q 54T E3S E3P E3Y E4G D1G 23A 23Q 23T 24A 24Q 24T)	40Y9113	*
9	3.5" 1.44MB 2-MODE FDD w/Bezel (models CTO A1S A1Y A2S A2Y B1S B1Y 11S 11Y 21S 21Y 31S 31Y 32G 41S 41Y 42G 51S 51Y 52G E2G F1G 33C A2P A3P B1P 11P 21P 31P 31A 31Q 31T 41P 51P E2S E2P E2Y A4S A4P A4Y A5S A5P A5Y B2S B2P B2Y 12S 12P 12Y 13S 13P 13Y 14S 14P 14Y 22S 22P 22Y 34S 34P 34Y 35G 36C 37A 37Q 37T 43S 43P 43Y 44G 45A 45Q 45T 46A 46Q 46T 53S 53P 53Y 54A 54Q 54T E3S E3P E3Y E4G D1G 23A 23Q 23T 24A 24Q 24T)	40Y9105	*
9	3.5" 1.44MB 2-MODE FDD w/Bezel (models CTO A1S A1Y A2S A2Y B1S B1Y 11S 11Y 21S 21Y 31S 31Y 32G 41S 41Y 42G 51S 51Y 52G E2G F1G 33C A2P A3P B1P 11P 21P 31P 31A 31Q 31T 41P 51P E2S E2P E2Y A4S A4P A4Y A5S A5P A5Y B2S B2P B2Y 12S 12P 12Y 13S 13P 13Y 14S 14P 14Y 22S 22P 22Y 34S 34P 34Y 35G 36C 37A 37Q 37T 43S 43P 43Y 44G 45A 45Q 45T 46A 46Q 46T 53S 53P 53Y 54A 54Q 54T E3S E3P E3Y E4G D1G 23A 23Q 23T 24A 24Q 24T)	40Y9107	*
10	Power Supply 310 Watt (models CTO 32G 42G 52G E2G F1G 31A 31T 35G 37A 37T 44G 45A 45T 46A 46T 54A 54T E4G D1G 23A 23T 24A 24T)	24R2574	**
10	Power Supply 310 Watt, robust (models A1S A1Y A2S A2Y B1S B1Y 11S 11Y 21S 21Y 31S 31Y 41S 41Y 51S 51Y 33C A2P A3P B1P 11P 21P 31P 31Q 41P 51P E2S E2P E2Y CTO-L CTO-A A4S A4P A4Y A5S A5P A5Y B2S B2P B2Y 12S 12P 12Y 13S 13P 13Y 14S 14P 14Y 22S 22P 22Y 34S 34P 34Y 36C 37Q 43S 43P 43Y 45Q 46Q 53S 53P 53Y 54Q E3S E3P E3Y 23Q 24Q)	24R2578	**

The FRUs listed in the following table are not illustrated.

8136 FRUs	FRU#	CRU
Hard disk drive Mounting Brkt Asm (all models)	88P5916	*
Speaker Asm, internal (models CTO 32G 42G 52G E2G F1G 33C E2S E2P E2Y 13S 13P 13Y 14S 14P 14Y 35G 36C 37A 37Q 37T 44G 45A 45Q 45T 46A 46Q 46T 54A 54Q 54T E3S E3P E3Y E4G D1G 23A 23Q 23T 24A 24Q 24T)	00N5151	*

8136 FRUs	FRU#	CRU
Speaker Asm, internal, RoHS Compliant (models CTO 32G 42G 52G E2G F1G 33C E2S E2P E2Y 13S 13P 13Y 14S 14P 14Y 35G 36C 37A 37Q 37T 44G 45A 45Q 45T 46A 46Q 46T 54A 54Q 54T E3S E3P E3Y E4G D1G 23A 23Q 23T 24A 24Q 24T)	39M0614	*
Cable, Second Serial Port (all models)	49P4530	*
Retention module assembly - (all models)	89P6725	**
Device Retaining Clips (all models)	13N2449	*
Fan and Duct Asm (all models)	39K5014	*
Cable, SATA (all models)	89P6728	*
Bezel Kit (all models)	89P6731	*
Cable and Front USB/Audio Card (all models)	89P6733	**
Cable, 2-drop IDE (all models)	89P6734	*
Cable, FDD (all models)	89P6735	*
Shield, Blank 5.25 (all models)	89P6771	*
Shield, Blank FDD (all models)	89P6736	*
Miscellaneous Hardware kit (all models)	89P6737	*
Universal Adapter Bracket 5.25 to 3.5, No Bezel (for Hard disk drive)	32P4743	*
Cable, 1394 Front (all models)	89P6738	**
Cable, Power/LED (all models)	89P6739	**
System board shield (all models)	39K5049	**
Battery, 3.0V (all models)	33F8354	*

8136 Keyboards (Preferred Pro Fullsize, Stealth Black)	FRU#	CRU
US English (models CTO 32G 42G 52G E2G F1G 33C 31A 31Q 35G 36C 37A 37Q 44G 45A 45Q 46A 46Q 54A 54Q E4G D1G 23A 23Q 24A 24Q)	89P8300	*
Arabic (models CTO-G 32G 42G 52G E2G F1G 35G 44G E4G D1G)	89P8301	*
Belgian/French (models CTO-G 32G 42G 52G E2G F1G 35G 44G E4G D1G)	89P8302	*
Belgian/UK (models CTO-G 32G 42G 52G E2G F1G 35G 44G E4G D1G)	89P8303	*
Bulgarian (models CTO-G 32G 42G 52G E2G F1G 35G 44G E4G D1G)	89P8305	*
Chinese/US (models CTO-A)	89P8306	*
Czech (models CTO-G 32G 42G 52G E2G F1G 35G 44G E4G D1G)	89P8307	*
Danish (models CTO-G 32G 42G 52G E2G F1G 35G 44G E4G D1G)	89P8308	*
Dutch (models CTO-G 32G 42G 52G E2G F1G 35G 44G E4G D1G)	89P8309	*
French (models CTO-G 32G 42G 52G E2G F1G 35G 44G E4G D1G)	89P8310	*
French Canadian 445 (models CTO-U)	89P8311	*
French Canadian 58 (models CTO-U)	89P8312	*
German (models CTO-G 32G 42G 52G E2G F1G 35G 44G E4G D1G)	89P8313	*
Greek (models CTO-G 32G 42G 52G E2G F1G 35G 44G E4G D1G)	89P8314	*
Hebrew (models CTO-G 32G 42G 52G E2G F1G 35G 44G E4G D1G)	89P8315	*
Hungarian (models CTO-G 32G 42G 52G E2G F1G 35G 44G E4G D1G)	89P8316	*
Iceland ((models CTO-G 32G 42G 52G E2G F1G 35G 44G E4G D1G)	89P8317	*
Italian 142 (models CTO-G 32G 42G 52G E2G F1G 35G 44G E4G D1G)	89P8319	*

8136 Keyboards (Preferred Pro Fullsize, Stealth Black)	FRU#	CRU
LA Spanish (models CTO-L A1S A1Y A2S A2Y B1S B1Y 11S 11Y 21S 21Y 31S 31Y 41S 41Y 51S 51Y E2S E2Y A4S A4Y A5S A5Y B2S B2Y 12S 12Y 13S 13Y 14S 14Y 22S 22Y 34S 34Y 43S 43Y 53S 53Y E3S E3Y)	89P8322	*
Norwegian (models CTO-G 32G 42G 52G E2G F1G 35G 44G E4G D1G)	89P8323	*
Polish (models CTO-G 32G 42G 52G E2G F1G 35G 44G E4G D1G)	89P8324	*
Portuguese ((models CTO-G 32G 42G 52G E2G F1G 35G 44G E4G D1G)	89P8325	*
Romanian (models CTO-G 32G 42G 52G E2G F1G 35G 44G E4G D1G)	89P8326	*
Russian/Cyrillic (models CTO-G 32G 42G 52G E2G F1G 35G 44G E4G D1G)	89P8328	*
Serbian/Cyrillic (models CTO-G 32G 42G 52G E2G F1G 35G 44G E4G D1G)	89P8329	*
Slovak (models CTO-G 32G 42G 52G E2G F1G 35G 44G E4G D1G)	89P8330	*
Spanish (models CTO-G 32G 42G 52G E2G F1G 35G 44G E4G D1G)	89P8331	*
Swedish/Finn (models CTO-G 32G 42G 52G E2G F1G 35G 44G E4G D1G)	89P8332	*
Swiss F/G (models CTO-G 32G 42G 52G E2G F1G 35G 44G E4G D1G)	89P8333	*
Thailand (models CTO-A 31T 37T 45T 46T 54T 23T 24T)	89P8334	*
Turkish 440 (models CTO-G 32G 42G 52G E2G F1G 35G 44G E4G D1G)	89P8335	*
Turkish 179 (models CTO-G 32G 42G 52G E2G F1G 35G 44G E4G D1G)	89P8336	*
UK English (models CTO-G 32G 42G 52G E2G F1G 35G 44G E4G D1G)	89P8337	*
US Euro (models CTO-G 32G 42G 52G E2G F1G 35G 44G E4G D1G)	89P8338	*
Yugoslav/Latin (models CTO-G 32G 42G 52G E2G F1G 35G 44G E4G D1G)	89P8339	*
Brazil/Portuguese (models CTO-L A2P A3P B1P 11P 21P 31P 41P 51P E2P A4P A5P B2P 12P 13P 14P 22P 34P 43P 53P E3P)	89P8304	*

8136 mice	FRU#	CRU
Mouse, PS/2 2-Button (Black) (models CTO)	24P0383	*
Mouse, PS/2 3-Button (Ball) Wheel (models CTO)	24P0491	*
Mouse, Scrollpoint Optical, USB (models CTO)	24P0499	*
Mouse, Optical Wheelmouse, USB (models CTO A1S A1Y A2S A2Y B1S B1Y 11S 11Y 21S 21Y 31S 31Y 32G 41S 41Y 42G 51S 51Y 52G E2G F1G 33C A2P A3P B1P 11P 21P 31P 31A 31Q 31T 41P 51P E2S E2P E2Y A4S A4P A4Y A5S A5P A5Y B2S B2P B2Y 12S 12P 12Y 13S 13P 13Y 14S 14P 14Y 22S 22P 22Y 34S 34P 34Y 35G 36C 37A 37Q 37T 43S 43P 43Y 44G 45A 45Q 45T 46A 46Q 46T 53S 53P 53Y 54A 54Q 54T E3S E3P E3Y E4G D1G 23A 23Q 23T 24A 24Q 24T)	89P5089	*

8136 Adapters and miscellaneous FRUs	FRU#	CRU
PCI Modem Card (Soft), ATX V.90 (models CTO)	22P7943	*
64MB PCIe Adapter, Dual VGA (models CTO)	19R0849	*
128MB PCIe Adapter, Dual VGA, DVI-I, TV out (models CTO)	19R1452	*
PCI-E Daughter Card, DVI-D (models CTO)	19R2374	*
Net Adapter, Intel Pro/1000T PCI (ATX) (models CTO)	22P6509	*
1394 Firewire PCI, LP (ATX) (models CTO)	73P2608	*
Speakers, Jazz Infinity Active T1 (Black) (models CTO)	25P4726	*
RJ11 Connector adapter (Spain, Ireland) (all "G" models)	60H6043	*
RJ11 Connector adapter (Austria) (all "G" models)	60H6045	*

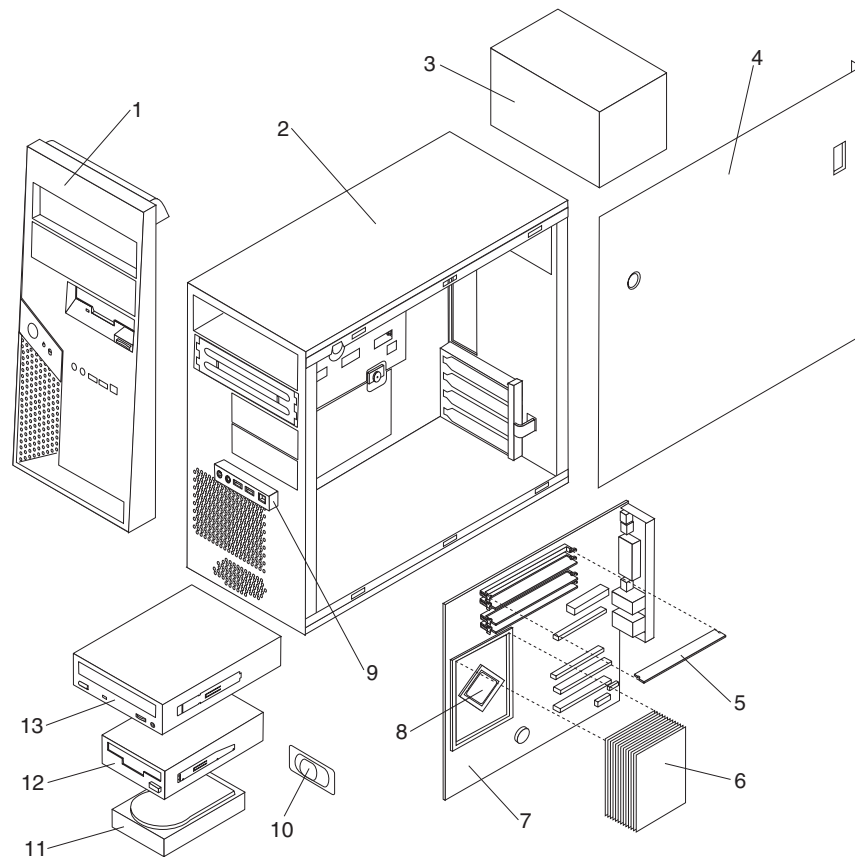
8136 Adapters and miscellaneous FRUs	FRU#	CRU
RJ11 Connector adapter (Belgium) (all "G" models)	60H6046	*
RJ11 Connector adapter (Denmark) (all "G" models)	60H6047	*
RJ11 Connector adapter (Norway/Finland) (all "G" models)	60H6048	*
RJ11 Connector adapter (France) (all "G" models)	60H6049	*
RJ11 Connector adapter (Germany) (all "G" models)	60H6050	*
RJ11 Connector adapter (UK,NZ, HK) (all "G" "M" "B" "H" models)	60H6051	*
RJ11 Connector adapter (Italy) (all "G" models)	60H6052	*
RJ11 Connector adapter (Netherlands) (all "G" models)	60H6053	*
RJ11 Connector adapter (Sweden) (all "G" models)	60H6054	*
RJ11 Connector adapter (Switzerland) (all "G" models)	60H6055	*

8136 Power Cords	FRU#	CRU
Power cord (models A1S A2S B1S 11S 21S 31S 32G 41S 42G 51S 52G E2G F1G A2P A3P B1P 11P 21P 31P 31A 31T 41P 51P E2S E2P A4S A4P A5S A5P B2S B2P 12S 12P 13S 13P 14S 14P 22S 22P 34S 34P 35G 37A 37T 43S 43P 44G 45A 45T 46A 46T 53S 53P 54A 54T E3S E3P E4G D1G 23A 23T 24A 24T)	6952301	*
Power cord (EMEA, ANZ, ASEAN Eng, Korea) (models 32G 42G 52G E2G F1G 35G 44G E4G D1G)	13F9978	*
Power cord (EMEA, ANZ, ASEAN Eng, HK Eng) (models 32G 42G 52G E2G F1G 35G 44G E4G D1G)	14F0032	*
Power cord (EMEA) (models 32G 42G 52G E2G F1G 35G 44G E4G D1G)	13F9996	*
Power cord (EMEA, LA) (models A1S A1Y A2S A2Y B1S B1Y 11S 11Y 21S 21Y 31S 31Y 32G 41S 41Y 42G 51S 51Y 52G E2G F1G A2P A3P B1P 11P 21P 31P 41P 51P E2S E2P E2Y A4S A4P A4Y A5S A5P A5Y B2S B2P B2Y 12S 12P 12Y 13S 13P 13Y 14S 14P 14Y 22S 22P 22Y 34S 34P 34Y 35G 43S 43P 43Y 44G 53S 53P 53Y E3S E3P E3Y E4G D1G)	14F0068	*
Power cord (APU) (models A1Y A2Y B1Y 11Y 21Y 31Y 41Y 51Y E2Y A4Y A5Y B2Y 12Y 13Y 14Y 22Y 34Y 43Y 53Y E3Y)	36L8879	*
Power cord (China, HK) (models 33C 36C)	02K0545	*
Power cord (EMEA) (models 32G 42G 52G E2G F1G 35G 44G E4G D1G)	14F0086	*
Power cord (EMEA, ANZ, ASEAN Eng) (models 32G 42G 52G E2G F1G 35G 44G E4G D1G)	14F0014	*
Power cord (EMEA) (models 32G 42G 52G E2G F1G 35G 44G E4G D1G)	14F0050	*
Power cord (India) (models 31Q 37Q 45Q 46Q 54Q 23Q 24Q)	49P2078	*

8136 Windows XP Pro Recovery CDs	FRU #	CRU
US/UK/AP/TH (models 32G 42G 52G E2G F1G 31A 31Q 31T 35G 37A 37Q 37T 44G 45A 45Q 45T 46A 46Q 46T 54A 54Q 54T E4G D1G 23A 23Q 23T 24A 24Q 24T)	41D0598	*
FR/CF (models 32G 42G 52G E2G F1G 35G 44G E4G D1G)	41D0599	*
GR (models 32G 42G 52G E2G F1G 35G 44G E4G D1G)	41D0600	*
IT (models 32G 42G 52G E2G F1G 35G 44G E4G D1G)	41D0602	*
BR (models A2P A3P B1P 11P 21P 31P 41P 51P E2P A4P A5P B2P 12P 13P 14P 22P 34P 43P 53P E3P)	41D0603	*
SP/LA (models 32G 42G 52G E2G F1G E2S E2Y A1S A1Y A2S A2Y B1S B1Y 11S 11Y 21S 21Y 31S 31Y 41S 41Y 51S 51Y A4S A4Y A5S A5Y B2S B2Y 12S 12Y 13S 13Y 14S 14Y 22S 22Y 34S 34Y 35G 43S 43Y 44G 53S 53Y E3S E3Y E4G D1G)	41D0601	*

8136 Windows XP Pro Recovery CDs	FRU #	CRU
DK (models 32G 42G 52G E2G F1G 35G 44G E4G D1G)	41D0605	*
NL (models 32G 42G 52G E2G F1G 35G 44G E4G D1G)	39J8526	*
AE (models 32G 42G 52G E2G F1G 35G 44G E4G D1G)	39J8530	*
SV (models 32G 42G 52G E2G F1G 35G 44G E4G D1G)	41D0604	*
HE (models 32G 42G 52G E2G F1G 35G 44G E4G D1G)	39J8527	*
FI (models 32G 42G 52G E2G F1G 35G 44G E4G D1G)	39J8524	*
NO (models 32G 42G 52G E2G F1G 35G 44G E4G D1G)	39J8525	*
PL (models 32G 42G 52G E2G F1G 35G 44G E4G D1G)	39J8528	*
PO (models 32G 42G 52G E2G F1G 35G 44G E4G D1G)	39J8534	*
RU (models 32G 42G 52G E2G F1G 35G 44G E4G D1G)	41D1954	*
RE (models 32G 42G 52G E2G F1G 35G 44G E4G D1G)	41D1953	*
HU (models 32G 42G 52G E2G F1G 35G 44G E4G D1G)	39J8533	*
CZ (models 32G 42G 52G E2G F1G 35G 44G E4G D1G)	39J8529	*
TR (models 32G 42G 52G E2G F1G 35G 44G E4G D1G)	39J8532	*
GK (models 32G 42G 52G E2G F1G 35G 44G E4G D1G)	39J8535	*
SL (models 32G 42G 52G E2G F1G 35G 44G E4G D1G)	39J8536	*
Simplified Chinese (models 33C 36C)	39T9300	*
Multilingual 1 (models 32G 42G 52G E2G F1G 35G 44G E4G D1G)	39J8537	*
Multilingual 2 (models 32G 42G 52G E2G F1G 35G 44G E4G D1G)	39J8538	*

Machine Type 8137



Item #	8137 FRUs	FRU#	CRU
1	Bezel Asm (all models)	41A7807	*
2	Chassis Asm (all models)	41A7808	N
3	Power supply, 310 W, standard (models CTO 71G 72G 73G 74G 75G 76G 77G 78G 79G A1G B1G B2G 11G 12G 37G D1G E1G F1G 7AG 7BG 7CG 7DG 13G 7EG 7FG 7GG 7HG 7JG 7KG)	24R2596	**
3	Power supply, 310 W, standard, DMO (models CTO 71G 72G 73G 74G 75G 76G 77G 78G 79G A1G B1G B2G 11G 12G 37G D1G E1G F1G 7AG 7BG 7CG 7DG 13G 7EG 7FG 7GG 7HG 7JG 7KG)	41N3449	**
3	Power supply, 310 W, robust (models 21C 22C 23C 31C 32C 33C)	24R2598	**
3	Power supply, 310 W, robust, DMO (models 21C 22C 23C 31C 32C 33C)	41N3366	**
3	Power supply, 230 Watt robust (models CTO-A 24C 25C 26C 34C 35C 36C)	24R2592	**
3	Power supply, 230 Watt robust, DMO (models CTO-A 24C 25C 26C 34C 35C 36C)	41N3135	**
4	Cover (all models)	39M0465	*
5	Memory module, 256MB, DDR2 SDRAM, NP (PC 3200) (models CTO 71G 72G 73G 74G 75G 76G 77G 78G 79G 21C 22C 23C 31C 32C 33C)	73P3220	*
5	Memory module, 512MB, DDR2 SDRAM, NP (PC 3200) (models CTO)	73P3222	*
5	Memory module, 1GB, DDR2 SDRAM, NP (PC 3200) (models CTO)	73P3224	*
5	Memory module, 256MB, DDR2 SDRAM, NP (PC 4200) (models CTO A1G B1G B2G 11G 12G 24C 25C 26C 34C 35C 36C 37G D1G E1G F1G 7AG 7BG 7CG 7DG 13G 7EG 7FG 7GG 7HG 7JG 7KG)	30R5120	*

Item #	8137 FRUs	FRU#	CRU
5	Memory module, 512MB, DDR2 SDRAM, NP (PC 4200) (models CTO)	30R5121	*
5	Memory module, 1GB, DDR2 SDRAM, NP (PC 4200) (models CTO)	30R5122	*
6	Heat sink (all models)	89P6729	*
7	System board, 10/100 Enet with no PCIe-16X slot (models CTO 71G 72G 73G 74G 75G 76G 77G 78G 79G 21C 22C 23C 31C 32C 33C A1G B1G B2G 12G 24C 25C 26C 34C 35C 36C 37G D1G E1G F1G 7AG 7BG 7CG 7DG 7HG 7JG 7KG)	41T3045	N
7	System board, 10/1000 Enet with PCIe-16X slot (models CTO 11G 13G 7EG 7FG 7GG)	41T3044	N
7	System board, Barbados 915GV, 10/100 Enet with no PCIe-16X slot (models CTO 71G 72G 73G 74G 75G 76G 77G 78G 79G 21C 22C 23C 31C 32C 33C A1G B1G B2G 12G 24C 25C 26C 34C 35C 36C 37G D1G E1G F1G 7AG 7BG 7CG 7DG 7HG 7JG 7KG)	53Y8357	N
7	System board, Barbados 915G, 10/1000 Enet with PCIe-16X slot (models CTO 11G 13G 7EG 7FG 7GG)	53Y8355	N
8	Microprocessor, Celeron 2.53GHz, 533 FSB, 256KB L2 (models CTO)	29R7215	**
8	Microprocessor, Celeron 2.53GHz, 533 FSB, 256KB L2 (models CTO)	39J9397	**
8	Microprocessor, Celeron 2.66GHz, 533 FSB, 256KB L2 (models CTO 71G)	29R7217	**
8	Microprocessor, Celeron 2.66GHz, 533 FSB, 256KB L2 (models CTO)	39J9399	**
8	Microprocessor, Celeron 2.80GHz, 533 FSB, 256KB L2 (models CTO 72G 73G)	29R7219	**
8	Microprocessor, Celeron 2.80GHz, 533 FSB, 256KB L2 (models A1G 7AG)	39J9401	**
8	Microprocessor, Celeron 2.93GHz, 533 FSB, 256KB L2 (models CTO 74G 75G)	29R7221	**
8	Microprocessor, Celeron 2.93GHz, 533 FSB, 256KB L2 (models CTO B1G 7BG)	39J9403	**
8	Microprocessor, Celeron 3.06GHz, 533 FSB, 256KB L2 (models CTO)	29R8208	**
8	Microprocessor, Celeron 3.06GHz, 533 FSB, 256KB L2 (models CTO B2G)	39J9405	**
8	Microprocessor, Celeron 3.2GHz, 533 FSB, 256KB L2 (models CTO)	41D0533	**
8	Microprocessor, Pentium 4 2.66GHz, 533 FSB, 1MB L2 (models CTO)	29R7223	**
8	Microprocessor, Pentium 4 2.66GHz, 533 FSB, 1MB L2 (models CTO)	41D0676	**
8	Microprocessor, Pentium 4 2.93GHz, 533 FSB, 1MB L2 (models CTO 76G)	29R7225	**
8	Microprocessor, Pentium 4 2.93GHz, 533 FSB, 1MB L2 (models CTO 7CG)	41D0677	**
8	Microprocessor, Pentium 4 3.06GHz, 533 FSB, 1MB L2 (models CTO 11G 12G 13G)	41D0678	**
8	Microprocessor, Pentium 4 2.8GHz, 800 FSB, 1MB L2 (models CTO 21C 22C 23C)	19R0495	**
8	Microprocessor, Pentium 4 2.8GHz, 800 FSB, 1MB L2 (models CTO 24C 25C 26C)	39J9407	**
8	Microprocessor, Pentium 4 3.0GHz, 800 FSB, 1MB L2 (models CTO 77G 31C 32C 33C)	19R0496	**
8	Microprocessor, Pentium 4 3.0GHz, 800 FSB, 1MB L2 (models CTO 34C 35C 36C 37G 7DG)	39J9409	**
8	Microprocessor, Pentium 4 3.2GHz, 800 FSB, 1MB L2 (models CTO 78G)	19R0497	**
8	Microprocessor, Pentium 4 3.2GHz, 800 FSB, 1MB L2 (models CTO)	39J9411	**
8	Microprocessor, Pentium 4 3.4GHz, 800 FSB, 1MB L2 (models CTO 79G)	19R0492	**
8	Microprocessor, Pentium 4 3.4GHz, 800 FSB, 1MB L2 (models CTO)	39J9413	**
8	Microprocessor, Pentium 4 3.0GHz, 800 FSB, 2MB L2 (models CTO D1G 7EG 7FG 7GG 7HG)	39J6589	**
8	Microprocessor, Pentium 4 3.2GHz, 800 FSB, 2MB L2 (models CTO E1G 7JG)	39J6591	**
8	Microprocessor, Pentium 4 3.4GHz, 800 FSB, 2MB L2 (models CTO F1G 7KG)	39J6593	**

Item #	8137 FRUs	FRU#	CRU
9	Front panel card Asm (all models)	26K1183	**
10	Speaker Asm, Soldered Terminals (models CTO 71G 72G 73G 74G 75G 76G 77G 78G 79G A1G B1G B2G 11G 12G 37G D1G E1G F1G 13G 7EG 7FG 7GG 7HG 7JG 7KG)	39P5023	*
11	Hard disk drive, 40GB, 7200RPM, Serial ATA (models CTO 71G 72G 74G 21C 23C 31C 33C 24C 26C 34C 36C)	71P7312	**
11	Hard disk drive, 40GB, 7200RPM, Serial ATA (models CTO 71G 72G 74G 21C 23C 31C 33C 24C 26C 34C 36C)	40Y8760	**
11	Hard disk drive, 40GB, 7200RPM, Serial ATA (models CTO 71G 72G 74G 21C 23C 31C 33C 24C 26C 34C 36C)	40Y9033	**
11	Hard disk drive, 80GB, 7200RPM, Serial ATA (models CTO 73G 75G 76G 77G 78G 79G 22C 32C A1G B1G B2G 11G 12G 25C 35C 37G D1G E1G F1G 7AG 7BG 7CG 7DG 13G)	71P7293	**
11	Hard disk drive, 80GB, 7200RPM, Serial ATA (models CTO 73G 75G 76G 77G 78G 79G 22C 32C A1G B1G B2G 11G 12G 25C 35C 37G D1G E1G F1G 7AG 7BG 7CG 7DG 13G 7EG 7FG 7GG 7HG 7JG 7KG)	40Y8761	**
11	Hard disk drive, 80GB, 7200RPM, Serial ATA (models CTO 73G 75G 76G 77G 78G 79G 22C 32C A1G B1G B2G 11G 12G 25C 35C 37G D1G E1G F1G 7AG 7BG 7CG 7DG 13G 7EG 7FG 7GG 7HG 7JG 7KG)	40Y9034	**
11	Hard disk drive, 160GB, 7200RPM, Serial ATA (models CTO)	71P7297	**
11	Hard disk drive, 160GB, 7200RPM, Serial ATA (models CTO)	40Y8762	**
12	Diskette drive, 1.44MB, 2-mode, w/o bezel (models CTO 71G 72G 73G 74G 75G 76G 77G 78G 79G 21C 22C 23C 31C 32C 33C)	76H4091	*
12	Diskette drive, 1.44MB, 3-mode, w/o bezel (models CTO 71G 72G 73G 74G 75G 76G 77G 78G 79G 21C 22C 23C 31C 32C 33C)	24P3889	*
12	Diskette drive, 1.44MB, 2-mode, w/bezel (models CTO 71G 72G 73G 74G 75G 76G 77G 78G 79G 21C 22C 23C 31C 32C 33C A1G B1G B2G 11G 12G 24C 25C 26C 34C 35C 36C 37G D1G E1G F1G 7AG 7BG 7CG 7DG 13G 7EG 7FG 7GG 7HG 7JG 7KG)	40Y9113	*
12	Diskette drive, 1.44MB, 2-mode, w/bezel (models CTO 71G 72G 73G 74G 75G 76G 77G 78G 79G 21C 22C 23C 31C 32C 33C A1G B1G B2G 11G 12G 24C 25C 26C 34C 35C 36C 37G D1G E1G F1G 7AG 7BG 7CG 7DG 13G 7EG 7FG 7GG 7HG 7JG 7KG)	40Y9105	*
12	Diskette drive, 1.44MB, 2-mode, w/bezel (models CTO 71G 72G 73G 74G 75G 76G 77G 78G 79G 21C 22C 23C 31C 32C 33C A1G B1G B2G 11G 12G 24C 25C 26C 34C 35C 36C 37G D1G E1G F1G 7AG 7BG 7CG 7DG 13G 7EG 7FG 7GG 7HG 7JG 7KG)	40Y9107	*
13	CD-ROM drive 48X (models CTO 71G 72G 74G 21C 22C 23C 31C 32C 33C)	26K5445	*
13	CD-ROM drive 48X (models CTO 71G 72G 74G 21C 22C 23C 31C 32C 33C)	71P7375	*
13	CD-ROM drive 48X (models CTO 71G 72G 74G 21C 22C 23C 31C 32C 33C)	71P7385	*
13	CD-ROM drive 48X (models CTO 71G 72G 74G 21C 22C 23C 31C 32C 33C)	71P7377	*
13	CD-ROM drive 48X (models CTO 71G 72G 74G 21C 22C 23C 31C 32C 33C 24C 25C 26C 34C 35C 36C)	40Y8925	*
13	CD-ROM drive 48X (models CTO 71G 72G 74G 21C 22C 23C 31C 32C 33C 24C 25C 26C 34C 35C 36C)	40Y8929	*
13	CD-ROM drive 48X (models CTO 71G 72G 74G 21C 22C 23C 31C 32C 33C 24C 25C 26C 34C 35C 36C)	40Y8807	*
13	CD-RW drive (48X/32X/48X) (models CTO)	71P7349	*

Item #	8137 FRUs	FRU#	CRU
13	CD-RW drive (48X/32X/48X) (models CTO)	26K5401	*
13	CD-RW drive (48X/32X/48X) (models CTO)	40Y8901	*
13	DVD-ROM (16X/48X) - black (models CTO 73G 75G 76G 77G 78G 79G)	71P7357	*
13	DVD-ROM (16X/48X) - black (models CTO 73G 75G 76G 77G 78G 79G)	26K5435	*
13	DVD-ROM (16X/48X) - black (models CTO 73G 75G 76G 77G 78G 79G)	26K5385	*
13	DVD-ROM (16X/48X) - black (models CTO 73G 75G 76G 77G 78G 79G A1G B1G B2G 11G 12G 37G D1G E1G F1G 7AG 7BG 7CG 7DG 13G 7EG 7FG 7HG 7JG 7KG)	40Y8931	*
13	DVD-ROM (16X/48X) - black (models CTO 73G 75G 76G 77G 78G 79G A1G B1G B2G 11G 12G 37G D1G E1G F1G 7AG 7BG 7CG 7DG 13G 7EG 7FG 7HG 7JG 7KG)	40Y8933	*
13	DVD-ROM (16X/48X) - black (models CTO 73G 75G 76G 77G 78G 79G A1G B1G B2G 11G 12G 37G D1G E1G F1G 7AG 7BG 7CG 7DG 13G)	40Y8935	*
13	CD-RW/DVD-ROM Combo drive (48X/32X/48X/16X Max) (models CTO)	26K5379	*
13	CD-RW/DVD-ROM Combo drive (48X/32X/48X/16X Max) (models CTO 7GG)	40Y8919	*
13	CD-RW/DVD-ROM Combo drive (48X/32X/48X/16X Max) (models CTO)	26K5429	*
13	CD-RW/DVD-ROM Combo drive (48X/32X/48X/16X Max) (models CTO 7GG)	40Y8903	*
13	Multiburner Plus (models CTO)	26K5441	*
13	Multiburner Plus (models CTO)	40Y8799	*

The FRUs listed in the following table are not illustrated.

8137 FRUs	FRU#	CRU
Shield, 5.25 EMC (all models)	39M0460	*
Cable, SATA (18-inch RoHs) (all models)	26K1186	*
Hard disk drive mounting bracket (all models)	39M0461	*
Cable, serial (all models)	39K5021	*
EMC shield, diskette drive (all models)	39M0464	*
Cable, diskette drive (RoHs) (all models)	26K1184	*
Fan duct Asm (all models)	39M0470	**
Power switch/LED Asm (all models)	39M0471	**
Device retaining clips (all models)	39M0473	*
Shield, system board (all models)	39M0474	N
Miscellaneous hardware kit (all models)	39M0477	**
Cable, 1394 panel mount (all models)	39M0478	**
RM kit (all models)	89P6725	N
Cable, 2-drop IDE (all models)	39K5024	*
Tray, Hard disk drive w/screws (all models)	39M0491	*
Miscellaneous screw kit (all models)	41R2477	*
Battery, 3.0V (all models)	33F8354	*

8137 Keyboard (Preferred Pro, Fullsize, Stealth black)	FRU#	CRU
US English (models CTO 71G 72G 73G 74G 75G 76G 77G 78G 79G 21C 22C 23C 31C 32C 33C A1G B1G B2G 11G 12G 24C 25C 26C 34C 35C 36C 37G D1G E1G F1G 7AG 7BG 7CG 7DG 13G 7EG 7FG 7HG 7JG 7KG)	89P8300	*

8137 Keyboard (Preferred Pro, Fullsize, Stealth black)	FRU#	CRU
Arabic (models CTO-G 71G 72G 73G 74G 75G 76G 77G 78G 79G A1G B1G B2G 11G 12G 37G D1G E1G F1G 7AG 7BG 7CG 7DG 13G 7EG 7FG 7HG 7JG 7KG)	89P8301	*
Belgian/French (models CTO-G 71G 72G 73G 74G 75G 76G 77G 78G 79G A1G B1G B2G 11G 12G 37G D1G E1G F1G 7AG 7BG 7CG 7DG 13G 7EG 7FG 7GG 7HG 7JG 7KG)	89P8302	*
Belgian/UK (models CTO-G 71G 72G 73G 74G 75G 76G 77G 78G 79G A1G B1G B2G 11G 12G 37G D1G E1G F1G 7AG 7BG 7CG 7DG 13G 7EG 7FG 7GG 7HG 7JG 7KG)	89P8303	*
Bulgarian (models CTO-G 71G 72G 73G 74G 75G 76G 77G 78G 79G A1G B1G B2G 11G 12G 37G D1G E1G F1G 7AG 7BG 7CG 7DG 13G 7EG 7FG 7GG 7HG 7JG 7KG)	89P8305	*
Chinese/US (models CTO-A)	89P8306	*
Czech (models CTO-G 71G 72G 73G 74G 75G 76G 77G 78G 79G A1G B1G B2G 11G 12G 37G D1G E1G F1G 7AG 7BG 7CG 7DG 13G 7EG 7FG 7GG 7HG 7JG 7KG)	89P8307	*
Danish (models CTO-G 71G 72G 73G 74G 75G 76G 77G 78G 79G A1G B1G B2G 11G 12G 37G D1G E1G F1G 7AG 7BG 7CG 7DG 13G 7EG 7FG 7GG 7HG 7JG 7KG)	89P8308	*
Dutch (models CTO-G 71G 72G 73G 74G 75G 76G 77G 78G 79G A1G B1G B2G 11G 12G 37G D1G E1G F1G 7AG 7BG 7CG 7DG 13G 7EG 7FG 7GG 7HG 7JG 7KG)	89P8309	*
French (models CTO-G 71G 72G 73G 74G 75G 76G 77G 78G 79G A1G B1G B2G 11G 12G 37G D1G E1G F1G 7AG 7BG 7CG 7DG 13G 7EG 7FG 7GG 7HG 7JG 7KG)	89P8310	*
French Canadian 445 (models CTO-U)	89P8311	*
French Canadian 58 (models CTO-U)	89P8312	*
German (models CTO-G 71G 72G 73G 74G 75G 76G 77G 78G 79G A1G B1G B2G 11G 12G 37G D1G E1G F1G 7AG 7BG 7CG 7DG 13G 7EG 7FG 7GG 7HG 7JG 7KG)	89P8313	*
Greek (models CTO-G 71G 72G 73G 74G 75G 76G 77G 78G 79G A1G B1G B2G 11G 12G 37G D1G E1G F1G 7AG 7BG 7CG 7DG 13G 7EG 7FG 7GG 7HG 7JG 7KG)	89P8314	*
Hebrew (models CTO-G 71G 72G 73G 74G 75G 76G 77G 78G 79G A1G B1G B2G 11G 12G 37G D1G E1G F1G 7AG 7BG 7CG 7DG 13G 7EG 7FG 7GG 7HG 7JG 7KG)	89P8315	*
Hungarian (models CTO-G 71G 72G 73G 74G 75G 76G 77G 78G 79G A1G B1G B2G 11G 12G 37G D1G E1G F1G 7AG 7BG 7CG 7DG 13G 7EG 7FG 7GG 7HG 7JG 7KG)	89P8316	*
Iceland (models CTO-G 71G 72G 73G 74G 75G 76G 77G 78G 79G A1G B1G B2G 11G 12G 37G D1G E1G F1G 7AG 7BG 7CG 7DG 13G 7EG 7FG 7GG 7HG 7JG 7KG)	89P8317	*
Italian 141 (models CTO-G 71G 72G 73G 74G 75G 76G 77G 78G 79G A1G B1G B2G 11G 12G 37G D1G E1G F1G 7AG 7BG 7CG 7DG 13G 7EG 7FG 7GG 7HG 7JG 7KG)	89P8318	*
Italian 142 (models CTO-G 71G 72G 73G 74G 75G 76G 77G 78G 79G A1G B1G B2G 11G 12G 37G D1G E1G F1G 7AG 7BG 7CG 7DG 13G 7EG 7FG 7GG 7HG 7JG 7KG)	89P8319	*
LA Spanish (models CTO-L)	89P8322	*
Norwegian (models CTO-G 71G 72G 73G 74G 75G 76G 77G 78G 79G A1G B1G B2G 11G 12G 37G D1G E1G F1G 7AG 7BG 7CG 7DG 13G 7EG 7FG 7GG 7HG 7JG 7KG)	89P8323	*
Polish (models CTO-G 71G 72G 73G 74G 75G 76G 77G 78G 79G A1G B1G B2G 11G 12G 37G D1G E1G F1G 7AG 7BG 7CG 7DG 13G 7EG 7FG 7GG 7HG 7JG 7KG)	89P8324	*
Portuguese (models CTO-G 71G 72G 73G 74G 75G 76G 77G 78G 79G A1G B1G B2G 11G 12G 37G D1G E1G F1G 7AG 7BG 7CG 7DG 13G 7EG 7FG 7GG 7HG 7JG 7KG)	89P8325	*
Romanian (models CTO-G 71G 72G 73G 74G 75G 76G 77G 78G 79G A1G B1G B2G 11G 12G 37G D1G E1G F1G 7AG 7BG 7CG 7DG 13G 7EG 7FG 7GG 7HG 7JG 7KG)	89P8326	*
Russian (models CTO-G 71G 72G 73G 74G 75G 76G 77G 78G 79G A1G B1G B2G 11G 12G 37G D1G E1G F1G 7AG 7BG 7CG 7DG 13G 7EG 7FG 7GG 7HG 7JG 7KG)	89P8327	*
Russian/Cyrillic (models CTO-G 71G 72G 73G 74G 75G 76G 77G 78G 79G A1G B1G B2G 11G 12G 37G D1G E1G F1G 7AG 7BG 7CG 7DG 13G 7EG 7FG 7GG 7HG 7JG 7KG)	89P8328	*

8137 Keyboard (Preferred Pro, Fullsize, Stealth black)	FRU#	CRU
Serbian/Cyrillic (models CTO-G 71G 72G 73G 74G 75G 76G 77G 78G 79G A1G B1G B2G 11G 12G 37G D1G E1G F1G 7AG 7BG 7CG 7DG 13G 7EG 7FG 7GG 7HG 7JG 7KG)	89P8329	*
Slovak (models CTO-G 71G 72G 73G 74G 75G 76G 77G 78G 79G A1G B1G B2G 11G 12G 37G D1G E1G F1G 7AG 7BG 7CG 7DG 13G 7EG 7FG 7GG 7HG 7JG 7KG)	89P8330	*
Spanish (models CTO-G 71G 72G 73G 74G 75G 76G 77G 78G 79G A1G B1G B2G 11G 12G 37G D1G E1G F1G 7AG 7BG 7CG 7DG 13G 7EG 7FG 7GG 7HG 7JG 7KG)	89P8331	*
Swedish/Finn (models CTO-G 71G 72G 73G 74G 75G 76G 77G 78G 79G A1G B1G B2G 11G 12G 37G D1G E1G F1G 7AG 7BG 7CG 7DG 13G 7EG 7FG 7GG 7HG 7JG 7KG)	89P8332	*
Swiss F/G (models CTO-G 71G 72G 73G 74G 75G 76G 77G 78G 79G A1G B1G B2G 11G 12G 37G D1G E1G F1G 7AG 7BG 7CG 7DG 13G 7EG 7FG 7GG 7HG 7JG 7KG)	89P8333	*
Thailand (models CTO-A)	89P8334	*
Turkish 440 (models CTO-G 71G 72G 73G 74G 75G 76G 77G 78G 79G A1G B1G B2G 11G 12G 37G D1G E1G F1G 7AG 7BG 7CG 7DG 13G 7EG 7FG 7GG 7HG 7JG 7KG)	89P8335	*
Turkish 179 (models CTO-G 71G 72G 73G 74G 75G 76G 77G 78G 79G A1G B1G B2G 11G 12G 37G D1G E1G F1G 7AG 7BG 7CG 7DG 13G 7EG 7FG 7GG 7HG 7JG 7KG)	89P8336	*
UK English (models CTO-G 71G 72G 73G 74G 75G 76G 77G 78G 79G A1G B1G B2G 11G 12G 37G D1G E1G F1G 7AG 7BG 7CG 7DG 13G 7EG 7FG 7GG 7HG 7JG 7KG)	89P8337	*
US Euro (models CTO-G 71G 72G 73G 74G 75G 76G 77G 78G 79G A1G B1G B2G 11G 12G 37G D1G E1G F1G 7AG 7BG 7CG 7DG 13G 7EG 7FG 7GG 7HG 7JG 7KG)	89P8338	*
Yugoslav/Latin (models CTO-G 71G 72G 73G 74G 75G 76G 77G 78G 79G A1G B1G B2G 11G 12G 37G D1G E1G F1G 7AG 7BG 7CG 7DG 13G 7EG 7FG 7GG 7HG 7JG 7KG)	89P8339	*
Brazil/Portugese (models CTO-L)	89P8304	*

8137 mice	FRU#	CRU
Mouse, PS/2 2-Button (Black) (models CTO)	24P0383	*
Mouse, PS/2 3-Button (Ball) Wheel (models CTO)	24P0491	*
Mouse, Scrollpoint Optical, USB (models CTO)	24P0499	*
Mouse, Optical Wheelmouse, USB (models CTO 71G 72G 73G 74G 75G 76G 77G 78G 79G 21C 22C 23C 31C 32C 33C A1G B1G B2G 11G 12G 24C 25C 26C 34C 35C 36C 37G D1G E1G F1G 7AG 7BG 7CG 7DG 13G 7EG 7FG 7GG 7HG 7JG 7KG)	89P5089	*

8137 Adapters and miscellaneous FRUs	FRU#	CRU
PCI Modem Card (Soft), ATX V.90 (models CTO)	22P7943	*
64MB PCIe Adapter, Dual VGA (models CTO)	19R0849	*
128MB PCIe Adapter, Dual VGA, DVI-I, TV out (models CTO)	19R1452	*
PCI-E Daughter Card, DVI-D (models CTO)	19R2374	*
Net Adapter, Intel Pro/1000T PCI (ATX) (models CTO)	22P6509	*
1394 Firewire PCI, LP (ATX) (models CTO)	73P2608	*
Speakers, Jazz Infinity Active T1 (Black) (models CTO)	25P4726	*
RJ11 Connector adapter (Spain, Ireland) (all "G" models)	60H6043	*
RJ11 Connector adapter (Austria) (all "G" models)	60H6045	*
RJ11 Connector adapter (Belgium) (all "G" models)	60H6046	*
RJ11 Connector adapter (Denmark) (all "G" models)	60H6047	*
RJ11 Connector adapter (Norway/Finland) (all "G" models)	60H6048	*

8137 Adapters and miscellaneous FRUs	FRU#	CRU
RJ11 Connector adapter (France) (all "G" models)	60H6049	*
RJ11 Connector adapter (Germany) (all "G" models)	60H6050	*
RJ11 Connector adapter (UK,NZ, HK) (all "G" "M" "B" "H" models)	60H6051	*
RJ11 Connector adapter (Italy) (all "G" models)	60H6052	*
RJ11 Connector adapter (Netherlands) (all "G" models)	60H6053	*
RJ11 Connector adapter (Sweden) (all "G" models)	60H6054	*
RJ11 Connector adapter (Switzerland) (all "G" models)	60H6055	*

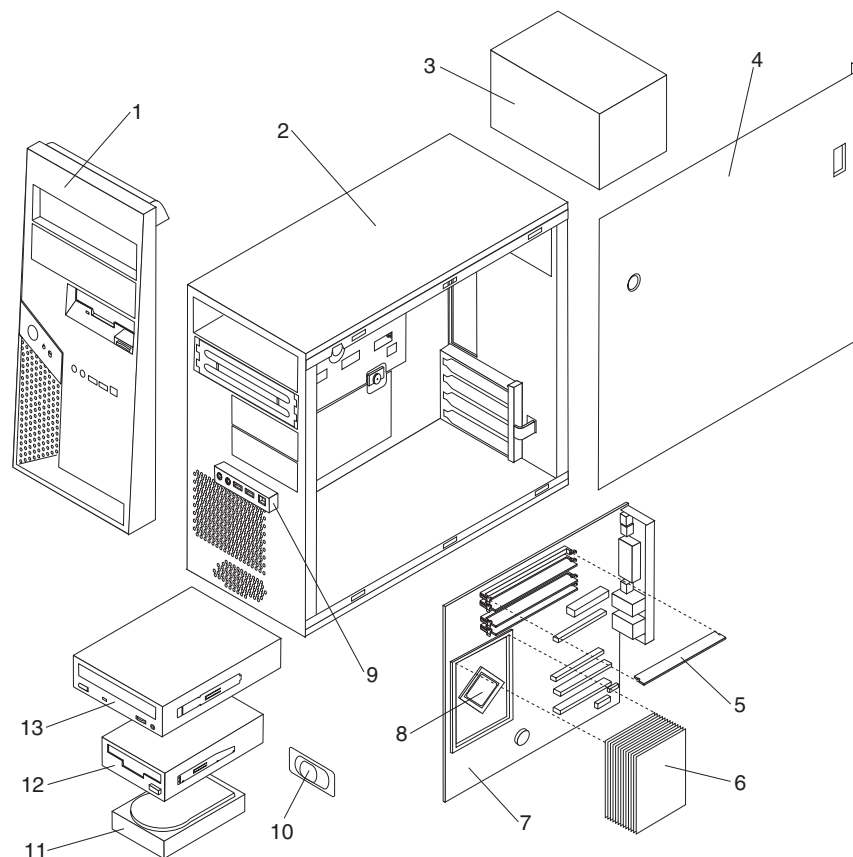
8137 Power Cords	FRU#	CRU
Power cord (models 71G 72G 73G 74G 75G 76G 77G 78G 79G A1G B1G B2G 11G 12G 37G D1G E1G F1G 7AG 7BG 7CG 7DG 13G 7EG 7FG 7GG 7HG 7JG 7KG)	6952301	*
Power cord (EMEA, ANZ, ASEAN Eng, Korea) (models 71G 72G 73G 74G 75G 76G 77G 78G 79G A1G B1G B2G 11G 12G 37G D1G E1G F1G 7AG 7BG 7CG 7DG 13G 7EG 7FG 7GG 7HG 7JG 7KG)	13F9978	*
Power cord (EMEA, ANZ, ASEAN Eng, HK Eng) (models 71G 72G 73G 74G 75G 76G 77G 78G 79G A1G B1G B2G 11G 12G 37G D1G E1G F1G 7AG 7BG 7CG 7DG 13G 7EG 7FG 7GG 7HG 7JG 7KG)	14F0032	*
Power cord (EMEA) (models 71G 72G 73G 74G 75G 76G 77G 78G 79G A1G B1G B2G 11G 12G 37G D1G E1G F1G 7AG 7BG 7CG 7DG 13G 7EG 7FG 7GG 7HG 7JG 7KG)	13F9996	*
Power cord (EMEA, LA) (models 71G 72G 73G 74G 75G 76G 77G 78G 79G A1G B1G B2G 11G 12G 37G D1G E1G F1G 7AG 7BG 7CG 7DG 13G 7EG 7FG 7GG 7HG 7JG 7KG)	14F0068	*
Power cord (China, HK) (models 21C 22C 23C 31C 32C 33C 24C 25C 26C 34C 35C 36C)	02K0545	*
Power cord (EMEA) (models 71G 72G 73G 74G 75G 76G 77G 78G 79G A1G B1G B2G 11G 12G 37G D1G E1G F1G 7AG 7BG 7CG 7DG 13G 7EG 7FG 7GG 7HG 7JG 7KG)	14F0086	*
Power cord (EMEA, ANZ, ASEAN Eng) (models 71G 72G 73G 74G 75G 76G 77G 78G 79G A1G B1G B2G 11G 12G 37G D1G E1G F1G 7AG 7BG 7CG 7DG 13G 7EG 7FG 7GG 7HG 7JG 7KG)	14F0014	*
Power cord (EMEA) (models 71G 72G 73G 74G 75G 76G 77G 78G 79G A1G B1G B2G 11G 12G 37G D1G E1G F1G 7AG 7BG 7CG 7DG 13G 7EG 7FG 7GG 7HG 7JG 7KG)	14F0050	*

8137 Windows XP Home Recovery CDs	FRU #	CRU
Simplified Chinese (models 23C 33C 26C 36C)	39T9305	*

8137 Windows XP Pro Recovery CDs	FRU #	CRU
US/UK/AP/TH (models 71G 72G 73G 74G 75G 76G 77G 78G 79G A1G B1G B2G 11G 12G 37G D1G E1G F1G 7AG 7BG 7CG 7DG 13G 7FG 7GG 7HG 7JG 7KG)	41D0598	*
FR/CF (models 71G 72G 73G 74G 75G 76G 77G 78G 79G A1G B1G B2G 11G 12G 37G D1G E1G F1G 7AG 7BG 7CG 7DG 13G 7FG 7GG 7HG 7JG 7KG)	41D0599	*
GR (models 71G 72G 73G 74G 75G 76G 77G 78G 79G A1G B1G B2G 11G 12G 37G D1G E1G F1G 7AG 7BG 7CG 7DG 13G 7FG 7GG 7HG 7JG 7KG)	41D0600	*
IT (models 71G 72G 73G 74G 75G 76G 77G 78G 79G A1G B1G B2G 11G 12G 37G D1G E1G F1G 7AG 7BG 7CG 7DG 13G 7FG 7GG 7HG 7JG 7KG)	41D0602	*
SP/LA (models 71G 72G 73G 74G 75G 76G 77G 78G 79G A1G B1G B2G 11G 12G 37G D1G E1G F1G 7AG 7BG 7CG 7DG 13G 7FG 7GG 7HG 7JG 7KG)	41D0601	*
DK (models 71G 72G 73G 74G 75G 76G 77G 78G 79G A1G B1G B2G 11G 12G 37G D1G E1G F1G 7AG 7BG 7CG 7DG 13G 7FG 7GG 7HG 7JG 7KG)	41D0605	*

8137 Windows XP Pro Recovery CDs	FRU #	CRU
NL (models 71G 72G 73G 74G 75G 76G 77G 78G 79G A1G B1G B2G 11G 12G 37G D1G E1G F1G 7AG 7BG 7CG 7DG 13G 7FG 7GG 7HG 7JG 7KG)	39J8526	*
AE (models 71G 72G 73G 74G 75G 76G 77G 78G 79G A1G B1G B2G 11G 12G 37G D1G E1G F1G 7AG 7BG 7CG 7DG 13G 7FG 7GG 7HG 7JG 7KG)	39J8530	*
SV (models 71G 72G 73G 74G 75G 76G 77G 78G 79G A1G B1G B2G 11G 12G 37G D1G E1G F1G 7AG 7BG 7CG 7DG 13G 7FG 7GG 7HG 7JG 7KG)	41D0604	*
HE (models 71G 72G 73G 74G 75G 76G 77G 78G 79G A1G B1G B2G 11G 12G 37G D1G E1G F1G 7AG 7BG 7CG 7DG 13G 7FG 7GG 7HG 7JG 7KG)	39J8527	*
FI (models 71G 72G 73G 74G 75G 76G 77G 78G 79G A1G B1G B2G 11G 12G 37G D1G E1G F1G 7AG 7BG 7CG 7DG 13G 7FG 7GG 7HG 7JG 7KG)	39J8524	*
NO (models 71G 72G 73G 74G 75G 76G 77G 78G 79G A1G B1G B2G 11G 12G 37G D1G E1G F1G 7AG 7BG 7CG 7DG 13G 7FG 7GG 7HG 7JG 7KG)	39J8525	*
PL (models 71G 72G 73G 74G 75G 76G 77G 78G 79G A1G B1G B2G 11G 12G 37G D1G E1G F1G 7AG 7BG 7CG 7DG 13G 7FG 7GG 7HG 7JG 7KG)	39J8528	*
PO (models 71G 72G 73G 74G 75G 76G 77G 78G 79G A1G B1G B2G 11G 12G 37G D1G E1G F1G 7AG 7BG 7CG 7DG 13G 7FG 7GG 7HG 7JG 7KG)	39J8534	*
RU (models 71G 72G 73G 74G 75G 76G 77G 78G 79G A1G B1G B2G 11G 12G 37G D1G E1G F1G 7AG 7BG 7CG 7DG 13G 7FG 7GG 7HG 7JG 7KG)	41D1954	*
RE (models 71G 72G 73G 74G 75G 76G 77G 78G 79G A1G B1G B2G 11G 12G 37G D1G E1G F1G 7AG 7BG 7CG 7DG 13G 7FG 7GG 7HG 7JG 7KG)	41D1953	*
HU (models 71G 72G 73G 74G 75G 76G 77G 78G 79G A1G B1G B2G 11G 12G 37G D1G E1G F1G 7AG 7BG 7CG 7DG 13G 7FG 7GG 7HG 7JG 7KG)	39J8533	*
CZ (models 71G 72G 73G 74G 75G 76G 77G 78G 79G A1G B1G B2G 11G 12G 37G D1G E1G F1G 7AG 7BG 7CG 7DG 13G 7FG 7GG 7HG 7JG 7KG)	39J8529	*
TR (models 71G 72G 73G 74G 75G 76G 77G 78G 79G A1G B1G B2G 11G 12G 37G D1G E1G F1G 7AG 7BG 7CG 7DG 13G 7FG 7GG 7HG 7JG 7KG)	39J8532	*
GK (models 71G 72G 73G 74G 75G 76G 77G 78G 79G A1G B1G B2G 11G 12G 37G D1G E1G F1G 7AG 7BG 7CG 7DG 13G 7FG 7GG 7HG 7JG 7KG)	39J8535	*
SL (models 71G 72G 73G 74G 75G 76G 77G 78G 79G A1G B1G B2G 11G 12G 37G D1G E1G F1G 7AG 7BG 7CG 7DG 13G 7FG 7GG 7HG 7JG 7KG)	39J8536	*
Multilingual 1 (models 71G 72G 73G 74G 75G 76G 77G 78G 79G A1G B1G B2G 11G 12G 37G D1G E1G F1G 7AG 7BG 7CG 7DG 13G 7FG 7GG 7HG 7JG 7KG)	39J8537	*
Multilingual 2 (models 71G 72G 73G 74G 75G 76G 77G 78G 79G A1G B1G B2G 11G 12G 37G D1G E1G F1G 7AG 7BG 7CG 7DG 13G 7FG 7GG 7HG 7JG 7KG)	39J8538	*

Machine Type 8138



Item #	8138 FRUs	FRU#	CRU
1	Bezel Asm (all models)	41A7807	*
2	Chassis Asm (all models)	41A7808	N
3	Power supply, 310 W, standard (models CTO A1U A1F A2U A2F 12U 12F 13U 13F 14U 14F 15U 15F 31U 31F 32U 32F 33U 33F 41U 41F 42U 42F 71G 72G 73G 74G 75G 76G 77G 78G 79G 7AG 7BG 7CG 7DG 7EG C1U C2U C3U C4U C5U A3U 36U 44U A8U A8F ADU ADF B2U B2F 19U 19F 1AU 1AF 1CG 1DG 1FU 1FF 1GU 1GF 37U 37F 38U 38F 39U 39F 3CU 3CF 3DU 3DF 45U 45F 46U 46F 48U 48F D1G D2G D3U D3F D4U E1G E2U E2F E3U E3F E4U E4F F1G F2U F2F F3U F3F F4U F4F 7FG 7GG C6U C7U C8U C9U CAU CBU CCU CDU CEU CFU CGU 7HG 7JG 7KG 7LG 7MG 7NG)	24R2596	**
3	Power supply, 310 W, standard, DMO (models CTO A1U A1F A2U A2F 12U 12F 13U 13F 14U 14F 15U 15F 31U 31F 32U 32F 33U 33F 41U 41F 42U 42F 71G 72G 73G 74G 75G 76G 77G 78G 79G 7AG 7BG 7CG 7DG 7EG C1U C2U C3U C4U C5U A3U 36U 44U A8U A8F ADU ADF B2U B2F 19U 19F 1AU 1AF 1CG 1DG 1FU 1FF 1GU 1GF 37U 37F 38U 38F 39U 39F 3CU 3CF 3DU 3DF 45U 45F 46U 46F 48U 48F D1G D2G D3U D3F D4U E1G E2U E2F E3U E3F E4U E4F F1G F2U F2F F3U F3F F4U F4F 7FG 7GG C6U C7U C8U C9U CAU CBU CCU CDU CEU CFU CGU 7HG 7JG 7KG 7LG 7MG 7NG)	41N3449	**
3	Power supply, 310 W, robust (models CTO-A CTO-L A3S B1C 14S 33S 21C 16C 34C 35C 43C 51C A1P A4P A3P A6P 13S 13P 14P 33P 41P 42S 42P A5P A5P A7P A7Y 17P 17Y 18P 18Y A8P A9P AAP ABP ACP ACY B2S B2P 1AS 1AP 1BS 1BP 1BY 1MS 1MP 1MY 1FS 1FP 1JP 1JY 1KP 1KY 39S 39P 45P 46S 46P)	24R2598	**

Item #	8138 FRUs	FRU#	CRU
3	Power supply, 310 W, robust, DMO (models CTO-A CTO-L A3S B1C 14S 33S 21C 16C 34C 35C 43C 51C A1P A4P A3P A6P 13S 13P 14P 33P 41P 42S 42P A5P A5P A7P A7Y 17P 17Y 18P 18Y A8P A9P AAP ABP ACP ACY B2S B2P 1AS 1AP 1BS 1BP 1BY 1MS 1MP 1MY 1FS 1FP 1JP 1JY 1KP 1KY 39S 39P 45P 46S 46P)	41N3366	**
3	Power supply, 230 Watt robust (models CTO-A B3C 1EC 1LC 1HC 22C 3AC 3BC 47C 52C)	24R2592	**
3	Power supply, 230 Watt robust, DMO (models CTO-A B3C 1EC 1LC 1HC 22C 3AC 3BC 47C 52C)	41N3135	**
4	Cover (all models)	39M0465	*
5	Memory module, 256MB, DDR2 SDRAM, NP (PC 3200) (models CTO A1U A1F A2U A2F A3S B1C 12U 12F 13U 13F 14U 14F 14S 15U 15F 31U 31F 32U 32F 33U 33F 33S 41U 41F 42U 42F 71G 72G 73G 74G 75G 76G 77G 78G 79G 7AG 7BG 7CG 7DG 7EG 21C 16C 34C 35C 43C 51C A1P A4P A3P A6P A3U 13S 13P 14P 33P 41P 42S 42P A5P A7P A7Y 17P 17Y 18P 18Y 36U 44U)	73P3220	*
5	Memory module, 512MB, DDR2 SDRAM, NP (PC 3200) (models CTO)	73P3222	*
5	Memory module, 1GB, DDR2 SDRAM, NP (PC 3200) (models CTO)	73P3224	*
5	Memory module, 256MB, DDR2 SDRAM, NP (PC 4200) (models CTO A8U A8F A8P A9P AAP ABP ACP ACY ADU ADF B2U B2F B2S B2P B3C 19U 19F 1AU 1AF 1AS 1AP 1EC 1BS 1BP 1BY 1CG 1DG 1LC 1MS 1MP 1MY 1FU 1FF 1FS 1FP 1GU 1GF 1HC 1JP 1JY 1KP 1KY 22C 37U 37F 38U 38F 39U 39F 39S 39P 3AC 3BC 3CU 3CF 3DU 3DF 45U 45F 45P 46U 46F 46S 46P 47C 48U 48F 52C D1G D2G D3U D3F D4U E1G E2U E2F E3U E3F E4U E4F F1G F2U F2F F3U F3F F4U F4F 7FG 7GG C6U C7U C8U C9U CAU CBU CCU CDU CEU CFU CGU 7HG 7JG 7KG 7LG 7MG 7NG)	30R5120	*
5	Memory module, 512MB, DDR2 SDRAM, NP (PC 4200) (models CTO)	30R5121	*
5	Memory module, 1GB, DDR2 SDRAM, NP (PC 4200) (models CTO)	30R5122	*
6	Heat sink (all models)	89P6729	*
7	System board, 10/100 Enet with no PCIe-16X slot (models CTO A1U A1F A2U A2F A3S C1U C2U C3U C4U C5U A1P A4P A3P A6P A3U A5P A7P A7Y 17P 17Y 18P 18Y A8U A8F A8P A9P AAP ABP ACP ACY ADU ADF B2U B2F B2S B2P 1EC 1JP 1JY 1KP 1KY C6U C7U 7LG 7MG 7NG)	41T3045	N
7	System board, 10/1000 Enet with PCIe-16X slot (models C8U C9U CAU CBU CCU CDU CEU CFU CGU CTO B1C 12U 12F 13U 13F 14U 14F 14S 15U 15F 31U 31F 32U 32F 33U 33F 33S 41U 41F 42U 42F 71G 72G 73G 74G 75G 76G 77G 78G 79G 7AG 7BG 7CG 7DG 7EG 21C 16C 34C 35C 43C 51C 13S 13P 14P 33P 41P 42S 42P 36U 44U B3C 19U 19F 1AU 1AF 1AS 1AP 1BS 1BP 1BY 1CG 1DG 1LC 1MS 1MP 1MY 1FU 1FF 1FS 1FP 1GU 1GF 1HC 22C 37U 37F 38U 38F 39U 39F 39S 39P 3AC 3BC 3CU 3CF 3DU 3DF 45U 45F 45P 46U 46F 46S 46P 47C 48U 48F 52C D1G D2G D3U D3F D4U E1G E2U E2F E3U E3F E4U E4F F1G F2U F2F F3U F3F F4U F4F 7FG 7GG 7HG 7JG 7KG)	41T3044	N
7	System board, Barbados 915GV, 10/100 Enet with no PCIe-16X slot (models CTO A1U A1F A2U A2F A3S C1U C2U C3U C4U C5U A1P A4P A3P A6P A3U A5P A7P A7Y 17P 17Y 18P 18Y A8U A8F A8P A9P AAP ABP ACP ACY ADU ADF B2U B2F B2S B2P 1EC 1JP 1JY 1KP 1KY C6U C7U 7LG 7MG 7NG)	53Y8357	N

Item #	8138 FRUs	FRU#	CRU
7	System board, Barbados 915G, 10/1000 Enet with PCIe-16X slot (models C8U C9U CAU CBU CCU CDU CEU CFU CGU 7HG 7JG 7KG CTO B1C 12U 12F 13U 13F 14U 14F 14S 15U 15F 31U 31F 32U 32F 33U 33F 33S 41U 41F 42U 42F 71G 72G 73G 74G 75G 76G 77G 78G 79G 7AG 7BG 7CG 7DG 7EG 21C 16C 34C 35C 43C 51C 13S 13P 14P 33P 41P 42S 42P 36U 44U B3C 19U 19F 1AU 1AF 1AS 1AP 1BS 1BP 1BY 1CG 1DG 1LC 1MS 1MP 1MY 1FU 1FF 1FS 1FP 1GU 1GF 1HC 22C 37U 37F 38U 38F 39U 39F 39S 39P 3AC 3BC 3CU 3CF 3DU 3DF 45U 45F 45P 46U 46F 46S 46P 47C 48U 48F 52C D1G D2G D3U D3F D4U E1G E2U E2F E3U E3F E4U E4F F1G F2U F2F F3U F3F F4U F4F 7FG 7GG)	53Y8355	N
8	Microprocessor, Celeron 2.53GHz, 533 FSB, 256KB L2 (models CTO A1U A1F A1P A4P A6P A5P A7P A7Y)	29R7215	**
8	Microprocessor, Celeron 2.53GHz, 533 FSB, 256KB L2 (models CTO A8U A8F A8P A9P AAP ABP ACP ACY)	39J9397	**
8	Microprocessor, Celeron 2.66GHz, 533 FSB, 256KB L2 (models CTO A2U A2F)	29R7217	**
8	Microprocessor, Celeron 2.66GHz, 533 FSB, 256KB L2 (models CTO ADU ADF C6U)	39J9399	**
8	Microprocessor, Celeron 2.80GHz, 533 FSB, 256KB L2 (models CTO A3S A3P)	29R7219	**
8	Microprocessor, Celeron 2.80GHz, 533 FSB, 256KB L2 (models CTO B2U B2F B2S B2P B3C C7U)	39J9401	**
8	Microprocessor, Celeron 2.93GHz, 533 FSB, 256KB L2 (models CTO)	29R7221	**
8	Microprocessor, Celeron 2.93GHz, 533 FSB, 256KB L2 (models CTO)	39J9403	**
8	Microprocessor, Celeron 3.06GHz, 533 FSB, 256KB L2 (models CTO B1C)	29R8208	**
8	Microprocessor, Celeron 3.06GHz, 533 FSB, 256KB L2 (models CTO)	39J9405	**
8	Microprocessor, Celeron 3.2GHz, 533 FSB, 256KB L2 (models CTO)	41D0533	**
8	Microprocessor, Pentium 4 2.66GHz, 533 FSB, 1MB L2 (model CTO 12U 12F 13U 13F C1U 13S 13P)	29R7223	**
8	Microprocessor, Pentium 4 2.66GHz, 533 FSB, 1MB L2 (models CTO 19U 19F 1AU 1AF 1AS 1AP 1EC C8U)	41D0676	**
8	Microprocessor, Pentium 4 2.93GHz, 533 FSB, 1MB L2 (models CTO 14U 14F 14S 15U 15F 71G 72G 16C 14P 17P 17Y 18P 18Y)	29R7225	**
8	Microprocessor, Pentium 4 2.93GHz, 533 FSB, 1MB L2 (models CTO 1FU 1FF 1FS 1FP 1GU 1GF 1HC 1JP 1JY 1KP 1KY 7FG 7GG C9U)	41D0677	**
8	Microprocessor, Pentium 4 3.06GHz, 533 FSB, 1MB L2 (models CTO 1BS 1BP 1BY 1CG 1DG 1LC 1MS 1MP 1MY)	41D0678	**
8	Microprocessor, Pentium 4 2.8GHz, 800 FSB, 1MB L2 (models CTO C2U 21C)	19R0495	**
8	Microprocessor, Pentium 4 2.8GHz, 800 FSB, 1MB L2 (models CTO 22C CAU)	39J9407	**
8	Microprocessor, Pentium 4 3.0GHz, 800 FSB, 1MB L2 (models CTO 31U 31F 32U 32F 33U 33F 33S 73G 74G 75G C3U 33P 36U)	19R0496	**
8	Microprocessor, Pentium 4 3.0GHz, 800 FSB, 1MB L2 (models CTO 37U 37F 38U 38F 39U 39F 39S 39P 3AC 3BC 3CU 3CF 3DU 3DF CBU)	39J9409	**
8	Microprocessor, Pentium 4 3.2GHz, 800 FSB, 1MB L2 (models CTO 41U 41F 42U 42F 76G 77G 78G C4U C5U 43C 41P 42S 42P 44U)	19R0497	**
8	Microprocessor, Pentium 4 3.2GHz, 800 FSB, 1MB L2 (models CTO 45U 45F 45P 46U 46F 46S 46P 47C 48U 48F CCU)	39J9411	**
8	Microprocessor, Pentium 4 3.4GHz, 800 FSB, 1MB L2 (models CTO 79G 7AG 7BG C5U 51C)	19R0492	**
8	Microprocessor, Pentium 4 3.4GHz, 800 FSB, 1MB L2 (models CTO 52C CDU)	39J9413	**

Item #	8138 FRUs	FRU#	CRU
8	Microprocessor, Pentium 4 3.0GHz, 800 FSB, 2MB L2 (models CTO 7CG 34C 35C D1G D2G D3U D3F D4U CEU 7HG 7JG 7KG 7LG)	39J6589	**
8	Microprocessor, Pentium 4 3.2GHz, 800 FSB, 2MB L2 (models CTO 7DG E1G E2U E2F E3U E3F E4U E4F CFU 7MG)	39J6591	**
8	Microprocessor, Pentium 4 3.4GHz, 800 FSB, 2MB L2 (models CTO 7EG F1G F2U F2F F3U F3F F4U F4F CGU 7NG)	39J6593	**
9	Front panel card Asm (all models)	26K1183	**
10	Speaker Asm, Soldered Terminals (models CTO 71G 72G 73G 74G 75G 76G 77G 78G 79G 7AG 7BG 7CG 7DG 7EG 1BS 1BP 1BY 1CG 1DG 1MS 1MP 1MY D1G D2G E1G F1G 7FG 7GG 7HG 7JG 7KG 7LG 7MG 7NG)	39P5023	*
11	Hard disk drive, 40GB, 7200RPM, Serial ATA (models CTO A1U A1F A2U A2F A3S 12U 12F 14U 14F 14S 15U 15F 31U 31F 32U 32F 41U 41F A1P A3P A6P A3U 14P 41P A5P A7P A7Y A8U A8F A8P AAP ABP ACP ACY ADU ADF B2U B2F B2S B2P 19U 19F 1FU 1FF 1FS 1FP 1GU 1GF 37U 37F 38U 38F 45U 45F 45P D3U D3F E2U E2F F2U F2F)	71P7312	**
11	Hard disk drive, 40GB, 7200RPM, Serial ATA (models CTO A1U A1F A2U A2F A3S 12U 12F 14U 14F 14S 15U 15F 31U 31F 32U 32F 41U 41F A1P A3P A6P A3U 14P 41P A5P A7P A7Y A8U A8F A8P AAP ABP ACP ACY ADU ADF B2U B2F B2S B2P 19U 19F 1FU 1FF 1FS 1FP 1GU 1GF 37U 37F 38U 38F 45U 45F 45P D3U D3F E2U E2F F2U F2F)	40Y8760	**
11	Hard disk drive, 40GB, 7200RPM, Serial ATA (models CTO A1U A1F A2U A2F A3S 12U 12F 14U 14F 14S 15U 15F 31U 31F 32U 32F 41U 41F A1P A3P A6P A3U 14P 41P A5P A7P A7Y A8U A8F A8P AAP ABP ACP ACY ADU ADF B2U B2F B2S B2P 19U 19F 1FU 1FF 1FS 1FP 1GU 1GF 37U 37F 38U 38F 45U 45F 45P D3U D3F E2U E2F F2U F2F)	40Y9033	**
11	Hard disk drive, 80GB, 7200RPM, Serial ATA (models CTO B1C 13U 13F 33U 33F 33S 42U 42F 71G 72G 73G 74G 75G 76G 77G 78G 79G 7AG 7BG 7CG 7DG 7EG 21C 16C 34C A4P 13S 13P 33P 42S 42P 17P 17Y 18P 18Y 36U 44U A9P B3C 1AU 1AF 1AS 1AP 1EC 1BS 1BP 1BY 1CG 1DG 1LC 1MS 1MP 1MY 1HC 1JP 1JY 1KP 1KY 22C 39U 39F 39S 39P 3AC 3CU 3CF 3DU 3DF 46U 46F 46S 46P 48U 48F D1G D2G D4U E1G E3U E3F E4U E4F F1G F3U F3F F4U F4F 7FG 7GG)	71P7293	**
11	Hard disk drive, 80GB, 7200RPM, Serial ATA (models CTO B1C 13U 13F 33U 33F 33S 42U 42F 71G 72G 73G 74G 75G 76G 77G 78G 79G 7AG 7BG 7CG 7DG 7EG 21C 16C 34C A4P 13S 13P 33P 42S 42P 17P 17Y 18P 18Y 36U 44U A9P B3C 1AU 1AF 1AS 1AP 1EC 1BS 1BP 1BY 1CG 1DG 1LC 1MS 1MP 1MY 1HC 1JP 1JY 1KP 1KY 22C 39U 39F 39S 39P 3AC 3CU 3CF 3DU 3DF 46U 46F 46S 46P 48U 48F D1G D2G D4U E1G E3U E3F E4U E4F F1G F3U F3F F4U F4F 7FG 7GG 7HG 7JG 7KG 7LG 7MG 7NG)	40Y8761	**
11	Hard disk drive, 80GB, 7200RPM, Serial ATA (models CTO B1C 13U 13F 33U 33F 33S 42U 42F 71G 72G 73G 74G 75G 76G 77G 78G 79G 7AG 7BG 7CG 7DG 7EG 21C 16C 34C A4P 13S 13P 33P 42S 42P 17P 17Y 18P 18Y 36U 44U A9P B3C 1AU 1AF 1AS 1AP 1EC 1BS 1BP 1BY 1CG 1DG 1LC 1MS 1MP 1MY 1HC 1JP 1JY 1KP 1KY 22C 39U 39F 39S 39P 3AC 3CU 3CF 3DU 3DF 46U 46F 46S 46P 48U 48F D1G D2G D4U E1G E3U E3F E4U E4F F1G F3U F3F F4U F4F 7FG 7GG 7HG 7JG 7KG 7LG 7MG 7NG)	40Y9034	**
11	Hard disk drive, 160GB, 7200RPM, Serial ATA (models CTO 35C 43C 51C 3BC 47C 52C)	71P7297	**
11	Hard disk drive, 160GB, 7200RPM, Serial ATA (models CTO 35C 43C 51C 3BC 47C 52C)	40Y8762	**

Item #	8138 FRUs	FRU#	CRU
12	Diskette drive, 1.44MB, 2-mode, w/o bezel (models CTO A1U A1F A2U A2F A3S B1C 12U 12F 13U 13F 14U 14F 14S 15U 15F 31U 31F 32U 32F 33U 33F 33S 41U 41F 42U 42F 71G 72G 73G 74G 75G 76G 77G 78G 79G 7AG 7BG 7CG 7DG 7EG 21C 16C 34C 35C 43C 51C A1P A4P A3P A6P A3U 13S 13P 14P 33P 41P 42S 42P A5P A7P A7Y 17P 17Y 18P 18Y 36U 44U)	76H4091	*
12	Diskette drive, 1.44MB, 3-mode, w/o bezel (models CTO A1U A1F A2U A2F A3S B1C 12U 12F 13U 13F 14U 14F 14S 15U 15F 31U 31F 32U 32F 33U 33F 33S 41U 41F 42U 42F 71G 72G 73G 74G 75G 76G 77G 78G 79G 7AG 7BG 7CG 7DG 7EG 21C 16C 34C 35C 43C 51C A1P A4P A3P A6P A3U 13S 13P 14P 33P 41P 42S 42P A5P A7P A7Y 17P 17Y 18P 18Y 36U 44U)	24P3889	*
12	Diskette drive, 1.44MB, 2-mode, w/bezel (models A8U A8F A8P A9P AAP ABP ACP ACY ADU ADF B2U B2F B2S B2P B3C 19U 19F 1AU 1AF 1AS 1AP 1EC 1BS 1BP 1BY 1CG 1DG 1LC 1MS 1MP 1MY 1FU 1FF 1FS 1FP 1GU 1GF 1HC 1JP 1JY 1KP 1KY 22C 37U 37F 38U 38F 39U 39F 39S 39P 3AC 3BC 3CU 3CF 3DU 3DF 45U 45F 45P 46U 46F 46S 46P 47C 48U 48F 52C D1G D2G D3U D3F D4U E1G E2U E2F E3U E3F E4U E4F F1G F2U F2F F3U F3F F4U F4F 7FG 7GG C6U C7U C8U C9U CAU CBU CCU CDU CEU CFU CGU CTO A1U A1F A2U A2F A3S B1C 12U 12F 13U 13F 14U 14F 14S 15U 15F 31U 31F 32U 32F 33U 33F 33S 41U 41F 42U 42F 71G 72G 73G 74G 75G 76G 77G 78G 79G 7AG 7BG 7CG 7DG 7EG 21C 16C 34C 35C 43C 51C A1P A4P A3P A6P A3U 13S 13P 14P 33P 41P 42S 42P A5P A7P A7Y 17P 17Y 18P 18Y 36U 44U 7HG 7JG 7KG 7LG 7MG 7NG)	40Y9113	*
12	Diskette drive, 1.44MB, 2-mode, w/bezel (models A8U A8F A8P A9P AAP ABP ACP ACY ADU ADF B2U B2F B2S B2P B3C 19U 19F 1AU 1AF 1AS 1AP 1EC 1BS 1BP 1BY 1CG 1DG 1LC 1MS 1MP 1MY 1FU 1FF 1FS 1FP 1GU 1GF 1HC 1JP 1JY 1KP 1KY 22C 37U 37F 38U 38F 39U 39F 39S 39P 3AC 3BC 3CU 3CF 3DU 3DF 45U 45F 45P 46U 46F 46S 46P 47C 48U 48F 52C D1G D2G D3U D3F D4U E1G E2U E2F E3U E3F E4U E4F F1G F2U F2F F3U F3F F4U F4F 7FG 7GG C6U C7U C8U C9U CAU CBU CCU CDU CEU CFU CGU CTO A1U A1F A2U A2F A3S B1C 12U 12F 13U 13F 14U 14F 14S 15U 15F 31U 31F 32U 32F 33U 33F 33S 41U 41F 42U 42F 71G 72G 73G 74G 75G 76G 77G 78G 79G 7AG 7BG 7CG 7DG 7EG 21C 16C 34C 35C 43C 51C A1P A4P A3P A6P A3U 13S 13P 14P 33P 41P 42S 42P A5P A7P A7Y 17P 17Y 18P 18Y 36U 44U 7HG 7JG 7KG 7LG 7MG 7NG)	40Y9105	*
12	Diskette drive, 1.44MB, 2-mode, w/bezel (models A8U A8F A8P A9P AAP ABP ACP ACY ADU ADF B2U B2F B2S B2P B3C 19U 19F 1AU 1AF 1AS 1AP 1EC 1BS 1BP 1BY 1CG 1DG 1LC 1MS 1MP 1MY 1FU 1FF 1FS 1FP 1GU 1GF 1HC 1JP 1JY 1KP 1KY 22C 37U 37F 38U 38F 39U 39F 39S 39P 3AC 3BC 3CU 3CF 3DU 3DF 45U 45F 45P 46U 46F 46S 46P 47C 48U 48F 52C D1G D2G D3U D3F D4U E1G E2U E2F E3U E3F E4U E4F F1G F2U F2F F3U F3F F4U F4F 7FG 7GG C6U C7U C8U C9U CAU CBU CCU CDU CEU CFU CGU CTO A1U A1F A2U A2F A3S B1C 12U 12F 13U 13F 14U 14F 14S 15U 15F 31U 31F 32U 32F 33U 33F 33S 41U 41F 42U 42F 71G 72G 73G 74G 75G 76G 77G 78G 79G 7AG 7BG 7CG 7DG 7EG 21C 16C 34C 35C 43C 51C A1P A4P A3P A6P A3U 13S 13P 14P 33P 41P 42S 42P A5P A7P A7Y 17P 17Y 18P 18Y 36U 44U 7HG 7JG 7KG 7LG 7MG 7NG)	40Y9107	*
13	CD-ROM drive 48X (models CTO A1U A1F A2U A2F A3S 12U 12F 14U 14F 14S 31U 31F 32U 32F 41U 41F A1P A4P A3P A3U 14P 41P 18P 18Y 36U 44U)	26K5445	*
13	CD-ROM drive 48X (models CTO A1U A1F A2U A2F A3S 12U 12F 14U 14F 14S 31U 31F 32U 32F 41U 41F A1P A4P A3P A3U 14P 41P 18P 18Y 36U 44U)	71P7375	*
13	CD-ROM drive 48X (models CTO A1U A1F A2U A2F A3S 12U 12F 14U 14F 14S 31U 31F 32U 32F 41U 41F A1P A4P A3P A3U 14P 41P 18P 18Y 36U 44U)	71P7385	*
13	CD-ROM drive 48X (models CTO A1U A1F A2U A2F A3S 12U 12F 14U 14F 14S 31U 31F 32U 32F 41U 41F A1P A4P A3P A3U 14P 41P 18P 18Y 36U 44U)	71P7377	*

Item #	8138 FRUs	FRU#	CRU
13	CD-ROM drive 48X (models CTO A1U A1F A2U A2F A3S 12U 12F 14U 14F 14S 31U 31F 32U 32F 41U 41F A1P A4P A3P A3U 14P 41P 18P 18Y 36U 44U A8U A8F A8P A9P ADU ADF B2U B2F B2S B2P 19U 19F 1EC 1BS 1BP 1BY 1LC 1MS 1MP 1MY 1FU 1FF 1FS 1FP 1KP 1KY 37U 37F 38U 38F 3CU 3CF 3DU 3DF 45U 45F 45P 48U 48F D3U D3F E2U E2F E3U E3F F2U F2F F3U F3F)	40Y8925	*
13	CD-ROM drive 48X (models CTO A1U A1F A2U A2F A3S 12U 12F 14U 14F 14S 31U 31F 32U 32F 41U 41F A1P A4P A3P A3U 14P 41P 18P 18Y 36U 44U A8U A8F A8P A9P ADU ADF B2U B2F B2S B2P 19U 19F 1EC 1BS 1BP 1BY 1LC 1MS 1MP 1MY 1FU 1FF 1FS 1FP 1KP 1KY 37U 37F 38U 38F 3CU 3CF 3DU 3DF 45U 45F 45P 48U 48F D3U D3F E2U E2F E3U E3F F2U F2F F3U F3F)	40Y8929	*
13	CD-ROM drive 48X (models CTO A1U A1F A2U A2F A3S 12U 12F 14U 14F 14S 31U 31F 32U 32F 41U 41F A1P A4P A3P A3U 14P 41P 18P 18Y 36U 44U A8U A8F A8P A9P ADU ADF B2U B2F B2S B2P 19U 19F 1EC 1BS 1BP 1BY 1LC 1MS 1MP 1MY 1FU 1FF 1FS 1FP 1KP 1KY 37U 37F 38U 38F 3CU 3CF 3DU 3DF 45U 45F 45P 48U 48F D3U D3F E2U E2F E3U E3F F2U F2F F3U F3F)	40Y8807	*
13	CD-RW drive (48X/32X/48X) (models CTO 13U 13F 15U 15F 33U 33F 33S 42U 42F 13S 13P 33P 42S 42P)	71P7349	*
13	CD-RW drive (48X/32X/48X) (models CTO 13U 13F 15U 15F 33U 33F 33S 42U 42F 13S 13P 33P 42S 42P)	26K5401	*
13	CD-RW drive (48X/32X/48X) (models CTO 13U 13F 15U 15F 33U 33F 33S 42U 42F 13S 13P 33P 42S 42P 1AU 1AF 1AS 1AP 1GU 1GF 39U 39F 39S 39P 46U 46F 46S 46P)	40Y8901	*
13	DVD-ROM (16X/48X) - black (models CTO B1C 71G 72G 73G 74G 76G 77G 79G 7AG 21C 16C)	71P7357	*
13	DVD-ROM (16X/48X) - black (models CTO B1C 71G 72G 73G 74G 76G 77G 79G 7AG 21C 16C)	26K5435	*
13	DVD-ROM (16X/48X) - black (models CTO B1C 71G 72G 73G 74G 76G 77G 79G 7AG 21C 16C)	26K5385	*
13	DVD-ROM (16X/48X) - black (models CTO B1C 71G 72G 73G 74G 76G 77G 79G 7AG 21C 16C B3C 1CG 1DG 1HC 22C D1G D2G E1G F1G 7FG 7GG 7HG 7JG 7LG 7MG 7NG)	40Y8931	*
13	DVD-ROM (16X/48X) - black (models CTO B1C 71G 72G 73G 74G 76G 77G 79G 7AG 21C 16C B3C 1CG 1DG 1HC 22C D1G D2G E1G F1G 7FG 7GG 7HG 7JG 7LG 7MG 7NG)	40Y8933	*
13	DVD-ROM (16X/48X) - black (models CTO B1C 71G 72G 73G 74G 76G 77G 79G 7AG 21C 16C B3C 1CG 1DG 1HC 22C D1G D2G E1G F1G 7FG 7GG 7HG 7JG 7LG 7MG 7NG)	40Y8935	*
13	CD-RW/DVD-ROM Combo drive (48X/32X/48X/16X Max) (models CTO 75G 78G 7BG 7CG 7DG 7EG 34C 35C 43C)	26K5379	*
13	CD-RW/DVD-ROM Combo drive (48X/32X/48X/16X Max) (models CTO 75G 78G 7BG 7CG 7DG 7EG 34C 35C 43C)	26K5429	*
13	CD-RW/DVD-ROM Combo drive (48X/32X/48X/16X Max) (models CTO 75G 78G 7BG 7CG 7DG 7EG 34C 35C 43C 3AC 3BC 47C D4U E4U E4F F4U F4F 7KG)	40Y8919	*
13	Multiburner Plus (models CTO 51C)	26K5441	*
13	Multiburner Plus (models CTO 51C 52C)	40Y8799	*

The FRUs listed in the following table are not illustrated.

8138 FRUs	FRU#	CRU
Shield, 5.25 EMC (all models)	39M0460	*

8138 FRUs	FRU#	CRU
Cable, SATA (18-inch RoHs) (all models)	26K1186	*
Hard disk drive mounting bracket (all models)	39M0461	*
Cable, serial (all models)	39K5021	*
EMC shield, diskette drive (all models)	39M0464	*
Cable, diskette drive (RoHs) (all models)	26K1184	*
Fan duct Asm (all models)	39M0470	**
Power switch/LED Asm (all models)	39M0471	**
Device retaining clips (all models)	39M0473	*
Shield, system board (all models)	39M0474	N
Miscellaneous hardware kit (all models)	39M0477	**
Cable, 1394 panel mount (all models)	39M0478	**
RM kit (all models)	89P6725	N
Cable, 2-drop IDE (all models)	39K5024	*
Tray, Hard disk drive w/screws (all models)	39M0491	*
Miscellaneous screw kit (all models)	41R2477	*
Battery, 3.0V (all models)	33F8354	*

8138 Keyboard (Preferred Pro, Fullsize, Stealth black)	FRU#	CRU
US English (models CTO A1U A2U 12U 13U 14U 15U 31U 32U 33U 41U 42U 71G 72G 73G 74G 75G 76G 77G 78G 79G 7AG 7BG 7CG 7DG 7EG A3U 36U 44U A8U ADU B2U 19U 1AU 1EC 1CG 1DG 1LC 1FU 1GU 37U 38U 39U 3CU 3DU 45U 46U 48U D1G D2G D3U D4U E1G E2U E3U E4U F1G F2U F3U F4U 7FG 7GG 7HG 7JG 7LG 7MG 7NG)	89P8300	*
Arabic (models CTO-G 71G 72G 73G 74G 75G 76G 77G 78G 79G 7AG 7BG 7CG 7DG 7EG 1CG 1DG D1G D2G E1G F1G 7FG 7HG 7JG 7KG 7LG 7MG 7NG)	89P8301	*
Belgian/French (models CTO-G 71G 72G 73G 74G 75G 76G 77G 78G 79G 7AG 7BG 7CG 7DG 7EG 1CG 1DG D1G D2G E1G F1G 7FG 7HG 7JG 7KG 7LG 7MG 7NG)	89P8302	*
Belgian/UK (models CTO-G 71G 72G 73G 74G 75G 76G 77G 78G 79G 7AG 7BG 7CG 7DG 7EG 1CG 1DG D1G D2G E1G F1G 7FG 7HG 7JG 7KG 7LG 7MG 7NG)	89P8303	*
Bulgarian (models CTO-G 71G 72G 73G 74G 75G 76G 77G 78G 79G 7AG 7BG 7CG 7DG 7EG 1CG 1DG D1G D2G E1G F1G 7FG 7HG 7JG 7KG 7LG 7MG 7NG)	89P8305	*
Chinese/US (models CTO-A)	89P8306	*
Czech (models CTO-G 71G 72G 73G 74G 75G 76G 77G 78G 79G 7AG 7BG 7CG 7DG 7EG 1CG 1DG D1G D2G E1G F1G 7FG 7HG 7JG 7KG 7LG 7MG 7NG)	89P8307	*
Danish (models CTO-G 71G 72G 73G 74G 75G 76G 77G 78G 79G 7AG 7BG 7CG 7DG 7EG 1CG 1DG D1G D2G E1G F1G 7FG 7HG 7JG 7KG 7LG 7MG 7NG)	89P8308	*
Dutch (models CTO-G 71G 72G 73G 74G 75G 76G 77G 78G 79G 7AG 7BG 7CG 7DG 7EG 1CG 1DG D1G D2G E1G F1G 7FG 7HG 7JG 7KG 7LG 7MG 7NG)	89P8309	*
French (models CTO-G 71G 72G 73G 74G 75G 76G 77G 78G 79G 7AG 7BG 7CG 7DG 7EG 1CG 1DG D1G D2G E1G F1G 7FG 7HG 7JG 7KG 7LG 7MG 7NG)	89P8310	*
French Canadian 445 (models CTO-U A1F A2F 12F 13F 14F 15F 31F 32F 33F 41F 42F A8F ADF B2F 19F 1AF 1FF 1GF 37F 38F 39F 3CF 3DF 45F 46F 48F D3F E2F E3F E4F F2F F3F F4F)	89P8311	*
French Canadian 58 (models CTO-U A1F A2F 12F 13F 14F 15F 31F 32F 33F 41F 42F A8F ADF B2F 19F 1AF 1FF 1GF 37F 38F 39F 3CF 3DF 45F 46F 48F D3F E2F E3F E4F F2F F3F F4F)	89P8312	*

8138 Keyboard (Preferred Pro, Fullsize, Stealth black)	FRU#	CRU
German (models CTO-G 71G 72G 73G 74G 75G 76G 77G 78G 79G 7AG 7BG 7CG 7DG 7EG 1CG 1DG 1DG D1G D2G E1G F1G 7FG 7HG 7JG 7KG 7LG 7MG 7NG)	89P8313	*
Greek (models CTO-G 71G 72G 73G 74G 75G 76G 77G 78G 79G 7AG 7BG 7CG 7DG 7EG 1CG 1DG 1DG D1G D2G E1G F1G 7FG 7HG 7JG 7KG 7LG 7MG 7NG)	89P8314	*
Hebrew (models CTO-G 71G 72G 73G 74G 75G 76G 77G 78G 79G 7AG 7BG 7CG 7DG 7EG 1CG 1DG 1DG D1G D2G E1G F1G 7FG 7HG 7JG 7KG 7LG 7MG 7NG)	89P8315	*
Hungarian (models CTO-G 71G 72G 73G 74G 75G 76G 77G 78G 79G 7AG 7BG 7CG 7DG 7EG 1CG 1DG 1DG D1G D2G E1G F1G 7FG 7HG 7JG 7KG 7LG 7MG 7NG)	89P8316	*
Iceland (models CTO-G 71G 72G 73G 74G 75G 76G 77G 78G 79G 7AG 7BG 7CG 7DG 7EG 1CG 1DG 1DG D1G D2G E1G F1G 7FG 7HG 7JG 7KG 7LG 7MG 7NG)	89P8317	*
Italian 141 (models CTO-G 71G 72G 73G 74G 75G 76G 77G 78G 79G 7AG 7BG 7CG 7DG 7EG 1CG 1DG 1DG D1G D2G E1G F1G 7FG 7HG 7JG 7KG 7LG 7MG 7NG)	89P8318	*
Italian 142 (models CTO-G 71G 72G 73G 74G 75G 76G 77G 78G 79G 7AG 7BG 7CG 7DG 7EG 1CG 1DG 1DG D1G D2G E1G F1G 7FG 7HG 7JG 7KG 7LG 7MG 7NG)	89P8319	*
LA Spanish (models CTO-L A3S 14S 33S 13S 42S A7Y 17Y 18Y ACY B2S 1AS 1BS 1BY 1MS 1MY 1FS 1JY 1KY 39S 46S)	89P8322	*
Norwegian (models CTO-G 71G 72G 73G 74G 75G 76G 77G 78G 79G 7AG 7BG 7CG 7DG 7EG 1CG 1DG 1DG D1G D2G E1G F1G 7FG 7HG 7JG 7KG 7LG 7MG 7NG)	89P8323	*
Polish (models CTO-G 71G 72G 73G 74G 75G 76G 77G 78G 79G 7AG 7BG 7CG 7DG 7EG 1CG 1DG 1DG D1G D2G E1G F1G 7FG 7HG 7JG 7KG 7LG 7MG 7NG)	89P8324	*
Portuguese (models CTO-G 71G 72G 73G 74G 75G 76G 77G 78G 79G 7AG 7BG 7CG 7DG 7EG 1CG 1DG 1DG D1G D2G E1G F1G 7FG 7HG 7JG 7KG 7LG 7MG 7NG)	89P8325	*
Romanian (models CTO-G 71G 72G 73G 74G 75G 76G 77G 78G 79G 7AG 7BG 7CG 7DG 7EG 1CG 1DG 1DG D1G D2G E1G F1G 7FG 7HG 7JG 7KG 7LG 7MG 7NG)	89P8326	*
Russian (models CTO-G 71G 72G 73G 74G 75G 76G 77G 78G 79G 7AG 7BG 7CG 7DG 7EG 1CG 1DG 1DG D1G D2G E1G F1G 7FG 7HG 7JG 7KG 7LG 7MG 7NG)	89P8327	*
Russian/Cyrillic (models CTO-G 71G 72G 73G 74G 75G 76G 77G 78G 79G 7AG 7BG 7CG 7DG 7EG 1CG 1DG 1DG D1G D2G E1G F1G 7FG 7HG 7JG 7KG 7LG 7MG 7NG)	89P8328	*
Serbian/Cyrillic (models CTO-G 71G 72G 73G 74G 75G 76G 77G 78G 79G 7AG 7BG 7CG 7DG 7EG 1CG 1DG 1DG D1G D2G E1G F1G 7FG 7HG 7JG 7KG 7LG 7MG 7NG)	89P8329	*
Slovak (models CTO-G 71G 72G 73G 74G 75G 76G 77G 78G 79G 7AG 7BG 7CG 7DG 7EG 1CG 1DG 1DG D1G D2G E1G F1G 7FG 7HG 7JG 7KG 7LG 7MG 7NG)	89P8330	*
Spanish (models CTO-G 71G 72G 73G 74G 75G 76G 77G 78G 79G 7AG 7BG 7CG 7DG 7EG 1CG 1DG 1DG D1G D2G E1G F1G 7FG 7HG 7JG 7KG 7LG 7MG 7NG)	89P8331	*
Swedish/Finn (models CTO-G 71G 72G 73G 74G 75G 76G 77G 78G 79G 7AG 7BG 7CG 7DG 7EG 1CG 1DG 1DG D1G D2G E1G F1G 7FG 7HG 7JG 7KG 7LG 7MG 7NG)	89P8332	*
Swiss F/G (models CTO-G 71G 72G 73G 74G 75G 76G 77G 78G 79G 7AG 7BG 7CG 7DG 7EG 1CG 1DG 1DG D1G D2G E1G F1G 7FG 7HG 7JG 7KG 7LG 7MG 7NG)	89P8333	*
Thailand (models CTO-A)	89P8334	*
Turkish 440 (models CTO-G 71G 72G 73G 74G 75G 76G 77G 78G 79G 7AG 7BG 7CG 7DG 7EG 1CG 1DG 1DG D1G D2G E1G F1G 7FG 7HG 7JG 7KG 7LG 7MG 7NG)	89P8335	*
Turkish 179 (models CTO-G 71G 72G 73G 74G 75G 76G 77G 78G 79G 7AG 7BG 7CG 7DG 7EG 1CG 1DG 1DG D1G D2G E1G F1G 7FG 7HG 7JG 7KG 7LG 7MG 7NG)	89P8336	*
UK English (models CTO-G 71G 72G 73G 74G 75G 76G 77G 78G 79G 7AG 7BG 7CG 7DG 7EG 1CG 1DG 1DG D1G D2G E1G F1G 7FG 7HG 7JG 7KG 7LG 7MG 7NG)	89P8337	*
US Euro (models CTO-G 71G 72G 73G 74G 75G 76G 77G 78G 79G 7AG 7BG 7CG 7DG 7EG 1CG 1DG 1DG D1G D2G E1G F1G 7FG 7HG 7JG 7KG 7LG 7MG 7NG)	89P8338	*

8138 Adapters and miscellaneous FRUs	FRU#	CRU
RJ11 Connector adapter (Switzerland) (all "G" models)	60H6055	*

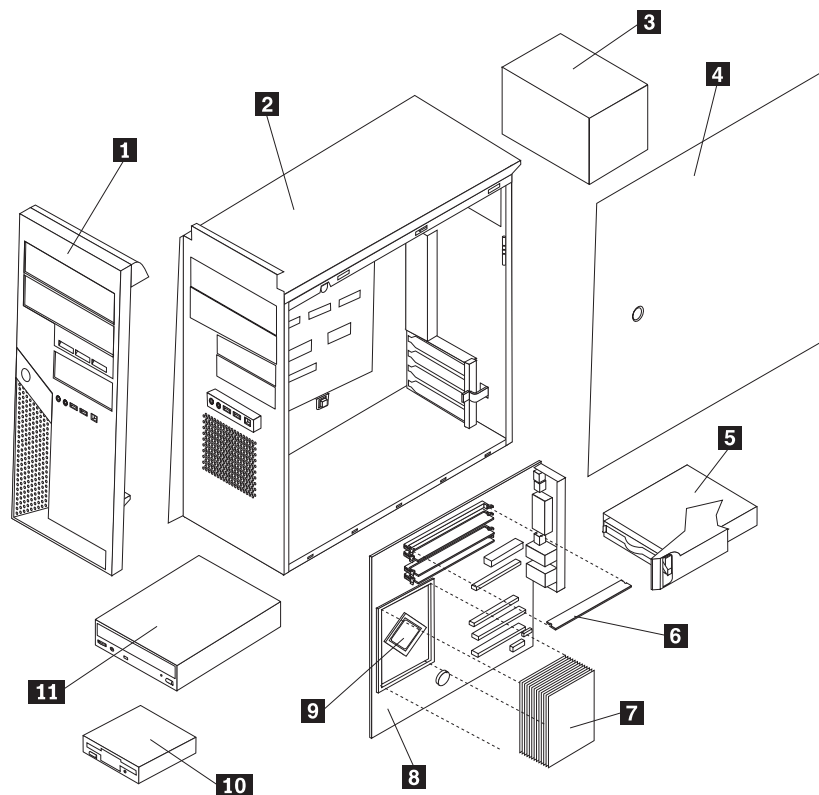
8138 Power Cords	FRU#	CRU
Power cord (models A1U A1F A2U A2F A3S 12U 12F 13U 13F 14U 14F 14S 15U 15F 31U 31F 32U 32F 33U 33F 33S 41U 41F 42U 42F 71G 72G 73G 74G 75G 76G 77G 78G 79G 7AG 7BG 7CG 7DG 7EG C1U C2U C3U C4U C5U A1P A4P A3P A6P A3U 13S 13P 14P 33P 41P 42S 42P A5P A7P 17P 18P 36U 44U A8U A8F A8P A9P AAP ABP ACP ADU ADF B2U B2F B2S B2P 19U 19F 1AU 1AF 1AS 1AP 1BS 1BP 1CG 1DG 1MS 1MP 1FU 1FF 1FS 1FP 1GU 1GF 1JP 1KP 37U 37F 38U 38F 39U 39F 39S 39P 3CU 3CF 3DU 3DF 45U 45F 45P 46U 46F 46S 46P 48U 48F D1G D2G D3U D3F D4U E1G E2U E2F E3U E3F E4U 7HG 7JG 7KG 7LG 7MG 7NG)	6952301	*
Power cord (EMEA, ANZ, ASEAN Eng, Korea) (models 71G 72G 73G 74G 75G 76G 77G 78G 79G 7AG 7BG 7CG 7DG 7EG 1CG 1DG D1G D2G E1G F1G 7FG 7HG 7JG 7KG 7LG 7MG 7NG)	13F9978	*
Power cord (EMEA, ANZ, ASEAN Eng, HK Eng) (models 71G 72G 73G 74G 75G 76G 77G 78G 79G 7AG 7BG 7CG 7DG 7EG 1CG 1DG D1G D2G E1G F1G 7FG 7HG 7JG 7KG 7LG 7MG 7NG)	14F0032	*
Power cord (EMEA) (models 71G 72G 73G 74G 75G 76G 77G 78G 79G 7AG 7BG 7CG 7DG 7EG 1CG 1DG D1G D2G E1G F1G 7FG 7HG 7JG 7KG 7LG 7MG 7NG)	13F9996	*
Power cord (EMEA, LA) (models A3S 14S 33S 71G 72G 73G 74G 75G 76G 77G 78G 79G 7AG 7BG 7CG 7DG 7EG A1P A4P A3P A6P 13S 13P 14P 33P 41P 42S 42P A5P A7P A7Y 17P 17Y 18P 18Y A8P A9P AAP ABP ACP ACY B2S B2P 1AS 1AP 1BS 1BP 1BY 1CG 1DG 1MS 1MP 1MY 1FS 1FP 1JP 1JY 1KP 1KY 39S 39P 45P 46S 46P D1G D2G E1G F1G 7FG 7HG 7JG 7KG 7LG 7MG 7NG)	14F0068	*
Power cord (APU) (models A7Y 17Y 18Y ACY 1BY 1MY 1JY 1KY)	36L8879	*
Power cord (China, HK) (models B1C 21C 16C 34C 35C 43C 51C B3C 1EC 1LC 1HC 22C 3AC 3BC 47C 52C)	02K0545	*
Power cord (EMEA) (models 71G 72G 73G 74G 75G 76G 77G 78G 79G 7AG 7BG 7CG 7DG 7EG 1CG 1DG D1G D2G E1G F1G 7FG 7HG 7JG 7KG 7LG 7MG 7NG)	14F0086	*
Power cord (EMEA, ANZ, ASEAN Eng) (models 71G 72G 73G 74G 75G 76G 77G 78G 79G 7AG 7BG 7CG 7DG 7EG 1CG 1DG D1G D2G E1G F1G 7FG 7HG 7JG 7KG 7LG 7MG 7NG)	14F0014	*
Power cord (EMEA) (models 71G 72G 73G 74G 75G 76G 77G 78G 79G 7AG 7BG 7CG 7DG 7EG 1CG 1DG D1G D2G E1G F1G 7FG 7HG 7JG 7KG 7LG 7MG 7NG)	14F0050	*

8138 Windows XP Home Recovery CDs	FRU #	CRU
CS (models 21C 34C 35C 43C 51C 22C 3AC 3BC 47C 52C)	39T9305	*

8138 Windows XP Pro Recovery CDs	FRU #	CRU
US/UK/AP/TH (models A1U A2U 12U 13U 14U 15U 31U 32U 33U 41U 42U 72G 74G 75G 77G 78G 7AG 7BG 7CG 7DG 7EG A3U 36U 44U A8U ADU B2U 19U 1AU 1DG 1FU 1GU 37U 38U 39U 3CU 3DU 45U 46U 48U D2G D3U D4U E1G E2U E3U E4U F1G F2U F3U F4U 7GG)	41D0598	*
FR/CF (models A1F A2F 12F 13F 14F 15F 31F 32F 33F 41F 42F 72G 74G 75G 77G 78G 7AG 7BG 7CG 7DG 7EG A8F ADF B2F 19F 1AF 1DG 1FF 1GF 37F 38F 39F 3CF 3DF 45F 46F 48F D2G D3F E1G E2F E3F E4F F1G F2F F3F F4F 7GG)	41D0599	*
GR (models 72G 74G 75G 77G 78G 7AG 7BG 7CG 7DG 7EG 1DG D2G E1G F1G 7FG 7GG)	41D0600	*
IT (models 72G 74G 75G 77G 78G 7AG 7BG 7CG 7DG 7EG A7Y 17Y 18Y)	41D0602	*

8138 Windows XP Pro Recovery CDs	FRU #	CRU
BR (models A1P A4P A3P 13P 14P 33P 41P 42P A5P 18P A8P A9P AAP ACP B2P 1AP 1BP 1MP 1FP 1JP 1KP 39P 45P 46P)	41D0603	*
SP/LA (models 72G 74G 75G 77G 78G 7AG 7BG 7CG 7DG 7EG 13S 42S A3S 14S 33S A7Y 17Y 18Y ACY B2S 1AS 1BS 1BY 1DG 1MS 1MY 1FS 1JY 1KY 39S 46S D2G E1G F1G 7JG 7KG 7LG 7MG 7NG)	41D0601	*
DK (models 72G 74G 75G 77G 78G 7AG 7BG 7CG 7DG 7EG 1DG D2G E1G F1G 7JG 7KG 7LG 7MG 7NG)	41D0605	*
NL (models 72G 74G 75G 77G 78G 7AG 7BG 7CG 7DG 7EG 1DG D2G E1G F1G 7JG 7KG 7LG 7MG 7NG)	39J8526	*
AE (models 72G 74G 75G 77G 78G 7AG 7BG 7CG 7DG 7EG 1DG D2G E1G F1G 7JG 7KG 7LG 7MG 7NG)	39J8530	*
SV (models 72G 74G 75G 77G 78G 7AG 7BG 7CG 7DG 7EG 1DG D2G E1G F1G 7JG 7KG 7LG 7MG 7NG)	41D0604	*
HE (models 72G 74G 75G 77G 78G 7AG 7BG 7CG 7DG 7EG 1DG D2G E1G F1G 7JG 7KG 7LG 7MG 7NG)	39J8527	*
FI (models 72G 74G 75G 77G 78G 7AG 7BG 7CG 7DG 7EG 1DG D2G E1G F1G 7JG 7KG 7LG 7MG 7NG)	39J8524	*
NO (models 72G 74G 75G 77G 78G 7AG 7BG 7CG 7DG 7EG 1DG D2G E1G F1G 7JG 7KG 7LG 7MG 7NG)	39J8525	*
PL (models 72G 74G 75G 77G 78G 7AG 7BG 7CG 7DG 7EG 1DG D2G E1G F1G 7JG 7KG 7LG 7MG 7NG)	39J8528	*
PO (models 72G 74G 75G 77G 78G 7AG 7BG 7CG 7DG 7EG 1DG D2G E1G F1G 7JG 7KG 7LG 7MG 7NG)	39J8534	*
RU (models 72G 74G 75G 77G 78G 7AG 7BG 7CG 7DG 7EG 1DG D2G E1G F1G 7JG 7KG 7LG 7MG 7NG)	41D1954	*
RE (models 72G 74G 75G 77G 78G 7AG 7BG 7CG 7DG 7EG 1DG D2G E1G F1G 7JG 7KG 7LG 7MG 7NG)	41D1953	*
HU (models 72G 74G 75G 77G 78G 7AG 7BG 7CG 7DG 7EG 1DG D2G E1G F1G 7JG 7KG 7LG 7MG 7NG)	39J8533	*
CZ (models 72G 74G 75G 77G 78G 7AG 7BG 7CG 7DG 7EG 1DG D2G E1G F1G 7JG 7KG 7LG 7MG 7NG)	39J8529	*
TR (models 72G 74G 75G 77G 78G 7AG 7BG 7CG 7DG 7EG 1DG D2G E1G F1G 7JG 7KG 7LG 7MG 7NG)	39J8532	*
GK (models 72G 74G 75G 77G 78G 7AG 7BG 7CG 7DG 7EG 1DG D2G E1G F1G 7JG 7KG 7LG 7MG 7NG)	39J8535	*
SL (models 72G 74G 75G 77G 78G 7AG 7BG 7CG 7DG 7EG 1DG D2G E1G F1G 7JG 7KG 7LG 7MG 7NG)	39J8536	*
SC (models 1EC 1LC)	39T9300	*
Multilingual 1 (models 72G 74G 75G 77G 78G 7AG 7BG 7CG 7DG 7EG 1DG D2G E1G F1G 7JG 7KG 7LG 7MG 7NG)	39J8537	*
Multilingual 2 (models 72G 74G 75G 77G 78G 7AG 7BG 7CG 7DG 7EG 1DG D2G E1G F1G 7JG 7KG 7LG 7MG 7NG)	39J8538	*

Machine Type 9212



Item #	9212 FRUs	FRU#	CRU
1	Bezel (all models)	26K1116	*
2	Chassis Asm (all models)	26K1160	**
3	Power Supply 310 Watt (models CTO 31A 31T 31K 12K 33K 35A 35T)	24R2574	**
3	Power Supply 310 Watt (China) (models CTO-A CTO-L A1C 31Q 31C 31B 31H 31V 32C A2C 12B 12H 12V 33C 33B 33H 33V 34C 35Q)	24R2578	**
4	Cover Asm (all models)	26K1115	**
5	Hard disk drive 40GB 7200 rpm Serial ATA (models CTO 11A 11Q 11T 11B 11H 11V 11K A1C 31A 31Q 31T 31C 31B 31H 31V 31K 32C A2C 12B 12H 12V 12K 33C 33B 33H 33V 33K 34C)	71P7312	*
5	Hard disk drive 40GB 7200 rpm Serial ATA (models CTO 11A 11Q 11T 11B 11H 11V 11K A1C 31A 31Q 31T 31C 31B 31H 31V 31K 32C A2C 12B 12H 12V 12K 33C 33B 33H 33V 33K 34C)	40Y8760	*
5	Hard disk drive 40GB 7200 rpm Serial ATA (models CTO 11A 11Q 11T 11B 11H 11V 11K A1C 31A 31Q 31T 31C 31B 31H 31V 31K 32C A2C 12B 12H 12V 12K 33C 33B 33H 33V 33K 34C)	40Y9033	*
5	Hard disk drive 80GB 7200 rpm Serial ATA (models CTO 35A 35Q 35T)	71P7293	*
5	Hard disk drive 80GB 7200 rpm Serial ATA (models CTO 35A 35Q 35T)	40Y8761	*
5	Hard disk drive 80GB 7200 rpm Serial ATA (models CTO 35A 35Q 35T)	40Y9034	*
5	Hard disk drive 160GB 7200 rpm Serial ATA (models CTO)	71P7297	*
5	Hard disk drive 160GB 7200 rpm Serial ATA (models CTO)	40Y8762	*
6	Memory module, 256MB, DDR2 SDRAM, NP (PC 3200) (models CTO 11A 11Q 11T 11B 11H 11V 11K A1C 31A 31Q 31T 31C 31B 31H 31V 31K 32C)	73P3220	*

Item #	9212 FRUs	FRU#	CRU
6	Memory module, 512MB, DDR2 SDRAM, NP (PC 3200) (models CTO)	73P3222	*
6	Memory module, 1GB, DDR2 SDRAM, NP (PC 3200) (models CTO)	73P3224	*
6	Memory module, 256MB, DDR2 SDRAM, NP (PC 4200) (models CTO A2C 12B 12H 12V 12K 33C 33B 33H 33V 33K 34C 35A 35Q 35T)	30R5120	*
6	Memory module, 512MB, DDR2 SDRAM, NP (PC 4200) (models CTO)	30R5121	*
6	Memory module, 1GB, DDR2 SDRAM, NP (PC 4200) (models CTO)	30R5122	*
7	Heat sink (all models)	89P6729	**
8	System board, 10/100 Enet with no PCIe-16X slot (models CTO A1C A2C)	41T3045	**
8	System board, 10/1000 Enet with PCIe-16X slot (models CTO 11A 11Q 11T 11B 11H 11V 11K 31A 31Q 31T 31C 31B 31H 31V 31K 32C 12B 12H 12V 12K 33C 33B 33H 33V 33K 34C 35A 35Q 35T)	41T3044	**
8	System board, Barbados 915GV, 10/100 Enet with no PCIe-16X slot (models CTO A1C A2C)	53Y8357	N
8	System board, Barbados 915G, 10/1000 Enet with PCIe-16X slot (models CTO 11A 11Q 11T 11B 11H 11V 11K 31A 31Q 31T 31C 31B 31H 31V 31K 32C 12B 12H 12V 12K 33C 33B 33H 33V 33K 34C 35A 35Q 35T)	53Y8355	N
9	2.53 GHZ Celeron, 533 FSB (models CTO)	29R7215	**
9	2.53 GHZ Celeron, 533 FSB (models CTO)	39J9397	**
9	2.66 GHZ Celeron, 533 FSB (models CTO)	29R7217	**
9	2.66 GHZ Celeron, 533 FSB (models CTO)	39J9399	**
9	2.8 GHZ Celeron, 533 FSB (models CTO A1C)	29R7219	**
9	2.8 GHZ Celeron, 533 FSB (models CTO A2C)	39J9401	**
9	2.93 GHZ Celeron, 533 FSB (models CTO)	29R7221	**
9	2.93 GHZ Celeron, 533 FSB (models CTO)	39J9403	**
9	3.06 GHZ Celeron, 533 FSB (models CTO)	29R8208	**
9	3.06 GHZ Celeron, 533 FSB (models CTO)	39J9405	**
9	3.2 GHZ Celeron, 533 FSB (models CTO)	41D0533	**
9	2.66GHZ P4, 533 FSB (models CTO 11A 11Q 11T 11B 11H 11V 11K)	29R7223	**
9	2.66GHZ P4, 533 FSB (models CTO 12B 12H 12V 12K)	41D0676	**
9	2.93GHZ P4, 533 FSB (models CTO)	29R7225	**
9	2.93GHZ P4, 533 FSB (models CTO)	41D0677	**
9	3.06GHZ P4, 533 FSB (models CTO)	41D0678	**
9	2.8 GHZ P4, 800 FSB (models CTO)	19R0495	**
9	2.8 GHZ P4, 800 FSB (models CTO)	39J9407	**
9	3.0GHZ P4, 800 FSB (models CTO 31A 31Q 31T 31C 31B 31H 31V 31K 32C)	19R0496	**
9	3.0GHZ P4, 800 FSB (models CTO 33C 33B 33H 33V 33K 34C 35A 35Q 35T)	39J9409	**
9	3.2GHZ P4, 800 FSB (models CTO)	19R0497	**
9	3.2GHZ P4, 800 FSB (models CTO)	39J9411	**
9	3.4GHZ P4, 800 FSB (models CTO)	19R0492	**
9	3.4GHZ P4, 800 FSB (models CTO)	39J9413	**
9	3.0GHZ P4, 800MHz,2MB HT, Mainstream FMB (models CTO)	39J6589	**
9	3.2GHZ P4, 800MHz,2MB HT, Mainstream FMB (models CTO)	39J6591	**

Item #	9212 FRUs	FRU#	CRU
9	3.4GHZ P4, 800MHz,2MB HT, Mainstream FMB (models CTO)	39J6593	**
10	3.5" 1.44MB 2-MODE FDD wo/Bezel (models CTO 11A 11Q 11T 11B 11H 11V 11K A1C 31A 31Q 31T 31C 31B 31H 31V 31K 32C A2C 12B 12H 12V 12K 33C 33B 33H 33V 33K 34C 35A 35Q 35T)	76H4091	*
10	3.5" 1.44MB 3-MODE FDD wo/Bezel (models CTO 11A 11Q 11T 11B 11H 11V 11K A1C 31A 31Q 31T 31C 31B 31H 31V 31K 32C A2C 12B 12H 12V 12K 33C 33B 33H 33V 33K 34C 35A 35Q 35T)	24P3889	*
10	3.5" 1.44MB 3-MODE FDD w/Bezel (models CTO 11A 11Q 11T 11B 11H 11V 11K A1C 31A 31Q 31T 31C 31B 31H 31V 31K 32C A2C 12B 12H 12V 12K 33C 33B 33H 33V 33K 34C 35A 35Q 35T)	40Y9113	*
10	3.5" 1.44MB 3-MODE FDD w/Bezel (models CTO 11A 11Q 11T 11B 11H 11V 11K A1C 31A 31Q 31T 31C 31B 31H 31V 31K 32C A2C 12B 12H 12V 12K 33C 33B 33H 33V 33K 34C 35A 35Q 35T)	40Y9105	*
10	3.5" 1.44MB 3-MODE FDD w/Bezel (models CTO 11A 11Q 11T 11B 11H 11V 11K A1C 31A 31Q 31T 31C 31B 31H 31V 31K 32C A2C 12B 12H 12V 12K 33C 33B 33H 33V 33K 34C 35A 35Q 35T)	40Y9107	*
11	CD-ROM drive 48X (models CTO 11A 11Q 11T 11B 11H 11V 11K A1C 32C)	26K5445	*
11	CD-ROM drive 48X (models CTO 11A 11Q 11T 11B 11H 11V 11K A1C 32C)	71P7375	*
11	CD-ROM drive 48X (models CTO 11A 11Q 11T 11B 11H 11V 11K A1C 32C)	71P7385	*
11	CD-ROM drive 48X (models CTO 11A 11Q 11T 11B 11H 11V 11K A1C 32C)	71P7377	*
11	CD-ROM drive 48X (models CTO 11A 11Q 11T 11B 11H 11V 11K A1C 32C A2C 12B 12H 12V 12K 34C 35A 35Q 35T)	40Y8925	*
11	CD-ROM drive 48X (models CTO 11A 11Q 11T 11B 11H 11V 11K A1C 32C A2C 12B 12H 12V 12K 34C 35A 35Q 35T)	40Y8813	*
11	CD-ROM drive 48X (models CTO 11A 11Q 11T 11B 11H 11V 11K A1C 32C A2C 12B 12H 12V 12K 34C 35A 35Q 35T)	40Y8929	*
11	CD-ROM drive 48X (models CTO 11A 11Q 11T 11B 11H 11V 11K A1C 32C A2C 12B 12H 12V 12K 34C 35A 35Q 35T)	40Y8807	*
11	CD-RW drive (48X/32X/48X) (models CTO)	71P7349	*
11	CD-RW drive (48X/32X/48X) (models CTO)	26K5401	*
11	CD-RW drive (48X/32X/48X) (models CTO)	40Y8901	*
11	DVD-ROM (16X/48X) - black (models CTO 31A 31Q 31T 31C 31B 31H 31V 31K)	71P7357	*
11	DVD-ROM (16X/48X) - black (models CTO 31A 31Q 31T 31C 31B 31H 31V 31K)	26K5435	*
11	DVD-ROM (16X/48X) - black (models CTO 31A 31Q 31T 31C 31B 31H 31V 31K 33C 33B 33H 33V 33K)	40Y8933	*
11	DVD-ROM (16X/48X) - black (models CTO 31A 31Q 31T 31C 31B 31H 31V 31K)	26K5385	*
11	DVD-ROM (16X/48X) - black (models CTO 31A 31Q 31T 31C 31B 31H 31V 31K 33C 33B 33H 33V 33K)	40Y8935	*
11	CD-RW/DVD-ROM Combo drive (48X/32X/48X/16X Max) (models CTO)	26K5379	*
11	CD-RW/DVD-ROM Combo drive (48X/32X/48X/16X Max) (models CTO)	40Y8919	*
11	CD-RW/DVD-ROM Combo drive (48X/32X/48X/16X Max) (models CTO)	26K5429	*
11	Multiburner Plus (models CTO)	26K5441	*
11	Multiburner Plus (models CTO)	40Y8799	*

The FRUs listed in the following table are not illustrated.

9212 FRUs	FRU#	CRU
Internal speaker (models CTO 32C A1C A2C 34C 35A 35Q 35T)	00N5151	*
Internal speaker, RoHS Compliant (models CTO 32C A1C A2C 34C 35A 35Q 35T)	39M0614	*
Shield, 5.25 Blank EMC (all models)	19K5548	*
Cable, SATA (all models)	88P5927	**
Hard disk drive Mounting Brkt Asm (all models)	88P5916	*
Cable, Second Serial Port (all models)	49P4530	*
Shield, FDD EMC (all models)	26K1155	**
Cable, Optical IDE (all models)	89P6734	*
Cable, FDD (all models)	26K1128	**
Cable, Front Panel USB Audio (all models)	26K1129	**
Fan Duct Asm (all models)	26K1167	*
Power Switch/LED (used with chassis PN 26K1113) (all models)	26K1119	*
Power Switch/LED (used with chassis PN 26K1160) (all models)	26K1161	*
Front Panel Card (all models)	26K1125	**
Device Retaining Clips (all models)	13N2449	*
System board shield (all models)	39K5049	**
Miscellaneous Hardware kit (all models)	89P6737	*
Cable, 1394 Front (all models)	89P6738	**
RM - Tomahawk (all models)	89P6725	**
Battery, 3.0V (all models)	33F8354	*
Universal Adapter Bracket 5.25 to 3.5, No Bezel (for Hard disk drive) (all models)	32P4743	*

9212 Keyboard (Preferred Pro Fullsize, PS/2, Stealth Black)	FRU#	CRU
US English (models CTO 11A 11Q 11H A1C 31A 31Q 31C 31H 32C A2C 12H 33C 33H 34C 35A 35Q)	89P8300	*
Arabic (models CTO-G)	89P8301	*
Belgian/French (models CTO-G)	89P8302	*
Belgian/UK (models CTO-G)	89P8303	*
Bulgarian (models CTO-G)	89P8305	*
Chinese/US (models CTO-A 11B 11V 31B 31V 12B 12V 33B 33V)	89P8306	*
Czech (models CTO-G)	89P8307	*
Danish (models CTO-G)	89P8308	*
Dutch (models CTO-G)	89P8309	*
French (models CTO-G)	89P8310	*
French Canadian 445 (models CTO-U)	89P8311	*
French Canadian 58 (models CTO-U)	89P8312	*
German (models CTO-G)	89P8313	*
Greek (models CTO-G)	89P8314	*
Hebrew (models CTO-G)	89P8315	*
Hungarian (models CTO-G)	89P8316	*
Iceland (models CTO-G)	89P8317	*

9212 Keyboard (Preferred Pro Fullsize, PS/2, Stealth Black)	FRU#	CRU
Italian 141 (models CTO-G)	89P8318	*
Italian 142 (models CTO-G)	89P8319	*
Japanese (models 35J 38J)	89P8320	*
Korean (models 11K 31K 12K 33K)	89P8321	*
LA Spanish (models CTO-L)	89P8322	*
Norwegian (models CTO-G)	89P8323	*
Polish (models CTO-G)	89P8324	*
Portuguese (models CTO-G)	89P8325	*
Romanian (models CTO-G)	89P8326	*
Russian (models CTO-G)	89P8327	*
Russian/Cyrillic (models CTO-G)	89P8328	*
Serbian/Cyrillic (models CTO-G)	89P8329	*
Slovak (models CTO-G)	89P8330	*
Spanish (models CTO-G)	89P8331	*
Swedish/Finn (models CTO-G)	89P8332	*
Swiss F/G (models CTO-G)	89P8333	*
Thailand (models CTO-A 11T 31T 35T)	89P8334	*
Turkish 440 (models CTO-G)	89P8335	*
Turkish 179 (models CTO-G)	89P8336	*
UK English (models CTO-G)	89P8337	*
US Euro (models CTO-G)	89P8338	*
Yugoslav/Latin (models CTO-G)	89P8339	*
Brazil/Portugese (models CTO-L)	89P8304	*

9212 mice	FRU#	CRU
Mouse, PS/2 2-Button (Black) (models CTO)	24P0383	*
Mouse, PS/2 3-Button (Ball) Wheel (models CTO)	24P0491	*
Mouse, Scrollpoint Optical, USB (models CTO)	24P0499	*
Mouse, Optical Wheelmouse, USB (models CTO 11A 11Q 11T 11B 11H 11V 11K A1C 31A 31Q 31T 31C 31B 31H 31V 31K 32C A2C 12B 12H 12V 12K 33C 33B 33H 33V 33K 34C 35A 35Q 35T)	89P5089	*

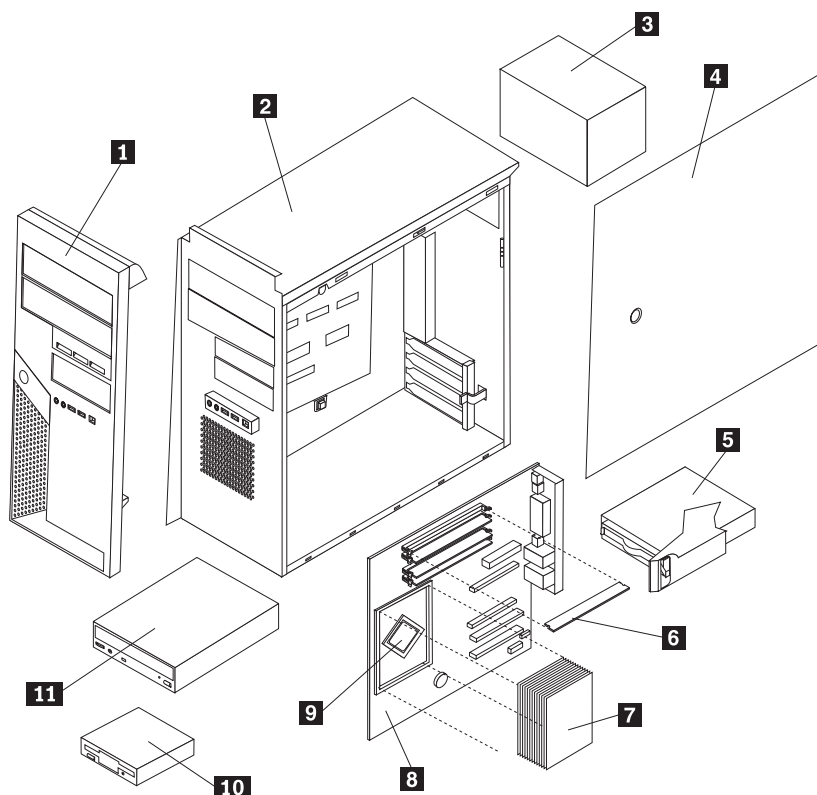
9212 Adapters and miscellaneous FRUs	FRU#	CRU
PCI Modem Card (Soft), ATX V.90 (models CTO)	22P7943	*
64MB PCIe Adapter, Dual VGA (models CTO)	19R0849	*
128MB PCIe Adapter, Dual VGA, DVI-I, TV out (models CTO)	19R1452	*
PCI-E Daughter Card, DVI-D (models CTO)	19R2374	*
Net Adapter, Intel Pro/1000T PCI (LP) (models CTO)	22P6609	*
1394 Firewire PCI, LP (ATX) (models CTO)	73P2608	*
Speakers, Jazz Infinity Active T1 (Black) (models CTO)	25P4726	*
RJ11 Connector adapter (Spain, Ireland) (all "G" models)	60H6043	*

9212 Adapters and miscellaneous FRUs	FRU#	CRU
RJ11 Connector adapter (Austria) (all "G" models)	60H6045	*
RJ11 Connector adapter (Belgium) (all "G" models)	60H6046	*
RJ11 Connector adapter (Denmark) (all "G" models)	60H6047	*
RJ11 Connector adapter (Norway/Finland) (all "G" models)	60H6048	*
RJ11 Connector adapter (France) (all "G" models)	60H6049	*
RJ11 Connector adapter (Germany) (all "G" models)	60H6050	*
RJ11 Connector adapter (UK,NZ, HK) (all "G" "M" "B" "H" models)	60H6051	*
RJ11 Connector adapter (Italy) (all "G" models)	60H6052	*
RJ11 Connector adapter (Netherlands) (all "G" models)	60H6053	*
RJ11 Connector adapter (Sweden) (all "G" models)	60H6054	*
RJ11 Connector adapter (Switzerland) (all "G" models)	60H6055	*

9212 Power Cords	FRU#	CRU
Power cord (models 11A 11T 11V 31A 31T 31V)	6952301	*
Power cord (EMEA, ANZ, ASEAN Eng, Korea) (models 11K 31K)	13F9978	*
Power cord (EMEA, ANZ, ASEAN Eng, HK Eng) (models 11H 31H)	14F0032	*
Power cord (China, HK) (models 11B 11H A1C 31C 31B 31H 32C)	02K0545	*
Power cord (India) (models 11Q 31Q)	49P2078	*

9212 Windows XP Pro Recovery CDs	FRU #	CRU
US/UK/AP/TH (models 11A 11Q 11T 11H 31A 31Q 31T 31H 12H 33H 35A 35Q 35T)	41D0598	*
Simplified Chinese (models A1C 31C 32C A2C 33C 34C)	39T9300	*
Taiwan-TC (models 11V 31V 12V 33V)	39T9301	*
Hong Kong-TC (models 11B 31B 12B 33B)	39T9302	*
Korea (models 11K 31K 12K 33K)	39T9303	*

Machine Type 9213



Item #	9213 FRUs	FRU#	CRU
1	Bezel (all models)	26K1116	*
2	Chassis Asm (all models)	26K1160	**
3	Power Supply 310 Watt (models CTO)	24R2574	**
3	Power Supply 310 Watt (China) (models CTO-A CTO-L A1C 31C 32C 33C 34C)	24R2578	**
4	Cover Asm (all models)	26K1115	**
5	Hard disk drive 40GB 7200 rpm Serial ATA (models CTO A1C 31C 32C A2C 33C 34C)	71P7312	*
5	Hard disk drive 40GB 7200 rpm Serial ATA (models CTO A1C 31C 32C A2C 33C 34C)	40Y8760	*
5	Hard disk drive 40GB 7200 rpm Serial ATA (models CTO A1C 31C 32C A2C 33C 34C)	40Y9033	*
5	Hard disk drive 80GB 7200 rpm Serial ATA (models CTO)	71P7293	*
5	Hard disk drive 80GB 7200 rpm Serial ATA (models CTO)	40Y8761	*
5	Hard disk drive 80GB 7200 rpm Serial ATA (models CTO)	40Y9034	*
5	Hard disk drive 160GB 7200 rpm Serial ATA (models CTO)	71P7297	*
5	Hard disk drive 160GB 7200 rpm Serial ATA (models CTO)	40Y8762	*
6	Memory module, 256MB, DDR2 SDRAM, NP (PC 3200) (models CTO A1C 31C 32C)	73P3220	*
6	Memory module, 512MB, DDR2 SDRAM, NP (PC 3200) (models CTO)	73P3222	*
6	Memory module, 1GB, DDR2 SDRAM, NP (PC 3200) (models CTO)	73P3224	*

Item #	9213 FRUs	FRU#	CRU
6	Memory module, 256MB, DDR2 SDRAM, NP (PC 4200) (models CTO A2C 33C 34C)	30R5120	*
6	Memory module, 512MB, DDR2 SDRAM, NP (PC 4200) (models CTO)	30R5121	*
6	Memory module, 1GB, DDR2 SDRAM, NP (PC 4200) (models CTO)	30R5122	*
7	Heat sink (all models)	89P6729	**
8	System board, 10/100 Enet with no PCIe-16X slot (models CTO A1C A2C)	41T3045	**
8	System board, 10/1000 Enet with PCIe-16X slot (models CTO 31C 32C 33C 34C)	41T3044	**
8	System board, Barbados 915GV, 10/100 Enet with no PCIe-16X slot (models CTO A1C A2C)	53Y8357	N
8	System board, Barbados 915G, 10/1000 Enet with PCIe-16X slot (models CTO 31C 32C 33C 34C)	53Y8355	N
9	2.53 GHZ Celeron, 533 FSB (models CTO)	29R7215	**
9	2.53 GHZ Celeron, 533 FSB (models CTO)	39J9397	**
9	2.66 GHZ Celeron, 533 FSB (models CTO)	29R7217	**
9	2.66 GHZ Celeron, 533 FSB (models CTO)	39J9399	**
9	2.8 GHZ Celeron, 533 FSB (models CTO A1C)	29R7219	**
9	2.8 GHZ Celeron, 533 FSB (models CTO A2C)	39J9401	**
9	2.93 GHZ Celeron, 533 FSB (models CTO)	29R7221	**
9	2.93 GHZ Celeron, 533 FSB (models CTO)	39J9403	**
9	3.06 GHZ Celeron, 533 FSB (models CTO)	29R8208	**
9	3.06 GHZ Celeron, 533 FSB (models CTO)	39J9405	**
9	3.2 GHZ Celeron, 533 FSB (models CTO)	41D0533	**
9	2.66GHZ P4, 533 FSB (models CTO)	29R7223	**
9	2.66GHZ P4, 533 FSB (models CTO)	41D0676	**
9	2.93GHZ P4, 533 FSB (models CTO)	29R7225	**
9	2.93GHZ P4, 533 FSB (models CTO)	41D0677	**
9	3.06GHZ P4, 533 FSB (models CTO)	41D0678	**
9	2.8 GHZ P4, 800 FSB (models CTO)	19R0495	**
9	2.8 GHZ P4, 800 FSB (models CTO)	39J9407	**
9	3.0GHZ P4, 800 FSB (models CTO 31C 32C)	19R0496	**
9	3.0GHZ P4, 800 FSB (models CTO 33C 34C)	39J9409	**
9	3.2GHZ P4, 800 FSB (models CTO)	19R0497	**
9	3.2GHZ P4, 800 FSB (models CTO)	39J9411	**
9	3.4GHZ P4, 800 FSB (models CTO)	19R0492	**
9	3.4GHZ P4, 800 FSB (models CTO)	39J9413	**
9	3.0GHZ P4, 800MHz,2MB HT, Mainstream FMB (models CTO)	39J6589	**
9	3.2GHZ P4, 800MHz,2MB HT, Mainstream FMB (models CTO)	39J6591	**
9	3.4GHZ P4, 800MHz,2MB HT, Mainstream FMB (models CTO)	39J6593	**
10	3.5" 1.44MB 2-MODE FDD wo/Bezel (models CTO A1C 31C 32C A2C 33C 34C)	76H4091	*
10	3.5" 1.44MB 3-MODE FDD wo/Bezel (models CTO A1C 31C 32C A2C 33C 34C)	24P3889	*
10	3.5" 1.44MB 3-MODE FDD w/Bezel (models CTO A1C 31C 32C A2C 33C 34C)	40Y9113	*
10	3.5" 1.44MB 3-MODE FDD w/Bezel (models CTO A1C 31C 32C A2C 33C 34C)	40Y9105	*

Item #	9213 FRUs	FRU#	CRU
10	3.5" 1.44MB 3-MODE FDD w/Bezel (models CTO A1C 31C 32C A2C 33C 34C)	40Y9107	*
11	CD-ROM drive 48X (models CTO A1C 32C)	26K5445	*
11	CD-ROM drive 48X (models CTO A1C 32C)	71P7375	*
11	CD-ROM drive 48X (models CTO A1C 32C)	71P7385	*
11	CD-ROM drive 48X (models CTO A1C 32C)	71P7377	*
11	CD-ROM drive 48X (models CTO A1C 32C A2C 34C)	40Y8925	*
11	CD-ROM drive 48X (models CTO A1C 32C A2C 34C)	40Y8813	*
11	CD-ROM drive 48X (models CTO A1C 32C A2C 34C)	40Y8929	*
11	CD-ROM drive 48X (models CTO A1C 32C A2C 34C)	40Y8807	*
11	CD-RW drive (48X/32X/48X) (models CTO)	71P7349	*
11	CD-RW drive (48X/32X/48X) (models CTO)	26K5401	*
11	CD-RW drive (48X/32X/48X) (models CTO)	40Y8901	*
11	DVD-ROM (16X/48X) - black (models CTO 31C)	71P7357	*
11	DVD-ROM (16X/48X) - black (models CTO 31C)	26K5435	*
11	DVD-ROM (16X/48X) - black (models CTO 31C 33C)	40Y8933	*
11	DVD-ROM (16X/48X) - black (models CTO 31C)	26K5385	*
11	DVD-ROM (16X/48X) - black (models CTO 31C 33C)	40Y8935	*
11	CD-RW/DVD-ROM Combo drive (48X/32X/48X/16X Max) (models CTO)	26K5379	*
11	CD-RW/DVD-ROM Combo drive (48X/32X/48X/16X Max) (models CTO)	40Y8919	*
11	CD-RW/DVD-ROM Combo drive (48X/32X/48X/16X Max) (models CTO)	26K5429	*
11	CD-RW/DVD-ROM Combo drive (48X/32X/48X/16X Max) (models CTO)	40Y8903	*
11	Multiburner Plus (models CTO)	26K5441	*
11	Multiburner Plus (models CTO)	40Y8799	*

The FRUs listed in the following table are not illustrated.

9213 FRUs	FRU#	CRU
Internal speaker (models CTO 32C A1C A2C 34C)	00N5151	*
Internal speaker, RoHS Compliant (models CTO 32C A1C A2C 34C)	39M0614	*
Shield, 5.25 Blank EMC (all models)	19K5548	*
Cable, SATA (all models)	88P5927	**
Hard disk drive Mounting Brkt Asm (all models)	88P5916	*
Cable, Second Serial Port (all models)	49P4530	*
Shield, FDD EMC (all models)	26K1155	*
Cable, Optical IDE (all models)	89P6734	*
Cable, FDD (all models)	26K1128	**
Cable, Front Panel USB Audio (all models)	26K1129	**
Fan Duct Asm (all models)	26K1167	*
Power Switch/LED (used with chassis PN 26K1113) (all models)	26K1119	*
Power Switch/LED (used with chassis PN 26K1160) (all models)	26K1161	*
Front Panel Card (all models)	26K1125	**

9213 FRUs	FRU#	CRU
Device Retaining Clips (all models)	13N2449	*
System board shield (all models)	39K5049	**
Miscellaneous Hardware kit (all models)	89P6737	*
Cable, 1394 Front (all models)	89P6738	**
RM - Tomahawk (all models)	89P6725	**
Battery, 3.0V (all models)	33F8354	*
Universal Adapter Bracket 5.25 to 3.5, No Bezel (for Hard disk drive) (all models)	32P4743	*

9213 Keyboard (Preferred Pro Fullsize, PS/2, Stealth Black)	FRU#	CRU
US English (models CTO A1C 31C 32C A2C 33C 34C)	89P8300	*
Arabic (models CTO)	89P8301	*
Belgian/French (models CTO)	89P8302	*
Belgian/UK (models CTO)	89P8303	*
Bulgarian (models CTO)	89P8305	*
Chinese/US (models CTO-A)	89P8306	*
Czech (models CTO-G)	89P8307	*
Danish (models CTO-G)	89P8308	*
Dutch (models CTO-G)	89P8309	*
French (models CTO-G)	89P8310	*
French Canadian 445 (models CTO-U)	89P8311	*
French Canadian 58 (models CTO-U)	89P8312	*
German (models CTO-G)	89P8313	*
Greek (models CTO-G)	89P8314	*
Hebrew (models CTO-G)	89P8315	*
Hungarian (models CTO-G)	89P8316	*
Iceland (models CTO-G)	89P8317	*
Italian 141 (models CTO-G)	89P8318	*
Italian 142 (models CTO-G)	89P8319	*
Norwegian (models CTO-G)	89P8323	*
Polish (models CTO-G)	89P8324	*
Portuguese (models CTO-G)	89P8325	*
Romanian (models CTO-G)	89P8326	*
Russian (models CTO-G)	89P8327	*
Russian/Cyrillic (models CTO-G)	89P8328	*
Serbian/Cyrillic (models CTO-G)	89P8329	*
Slovak (models CTO-G)	89P8330	*
Spanish (models CTO-G)	89P8331	*
Swedish/Finn (models CTO-G)	89P8332	*
Swiss F/G (models CTO-G)	89P8333	*
Thailand (models CTO-A 11T 31T)	89P8334	*
Turkish 440 (models CTO-G)	89P8335	*

9213 Keyboard (Preferred Pro Fullsize, PS/2, Stealth Black)	FRU#	CRU
Turkish 179 (models CTO-G)	89P8336	*
UK English (models CTO-G)	89P8337	*
US Euro (models CTO-G)	89P8338	*
Yugoslav/Latin (models CTO-G)	89P8339	*

9213 mice	FRU#	CRU
Mouse, PS/2 2-Button (Black) (models CTO)	24P0383	*
Mouse, PS/2 3-Button (Ball) Wheel (models CTO)	24P0491	*
Mouse, Scrollpoint Optical, USB (models CTO)	24P0499	*
Mouse, Optical Wheelmouse, USB (models CTO A1C 31C 32C A2C 33C 34C)	89P5089	*

9213 Adapters and miscellaneous FRUs	FRU#	CRU
PCI Modem Card (Soft), ATX V.90 (models CTO)	22P7943	*
64MB PCIe Adapter, Dual VGA (models CTO)	19R0849	*
128MB PCIe Adapter, Dual VGA, DVI-I, TV out (models CTO)	19R1452	*
PCI-E Daughter Card, DVI-D (models CTO)	19R2374	*
Net Adapter, Intel Pro/1000T PCI (LP) (models CTO)	22P6609	*
1394 Firewire PCI, LP (ATX) (models CTO)	73P2608	*
Speakers, Jazz Infinity Active T1 (Black) (models CTO)	25P4726	*
RJ11 Connector adapter (Spain, Ireland) (all "G" models)	60H6043	*
RJ11 Connector adapter (Austria) (all "G" models)	60H6045	*
RJ11 Connector adapter (Belgium) (all "G" models)	60H6046	*
RJ11 Connector adapter (Denmark) (all "G" models)	60H6047	*
RJ11 Connector adapter (Norway/Finland) (all "G" models)	60H6048	*
RJ11 Connector adapter (France) (all "G" models)	60H6049	*
RJ11 Connector adapter (Germany) (all "G" models)	60H6050	*
RJ11 Connector adapter (UK,NZ, HK) (all "G" "M" "B" "H" models)	60H6051	*
RJ11 Connector adapter (Italy) (all "G" models)	60H6052	*
RJ11 Connector adapter (Netherlands) (all "G" models)	60H6053	*
RJ11 Connector adapter (Sweden) (all "G" models)	60H6054	*
RJ11 Connector adapter (Switzerland) (all "G" models)	60H6055	*

9213 Power Cords	FRU#	CRU
Power cord (China, HK) (models A1C 31C 32C A2C 33C 34C)	02K0545	*

9213 Windows XP Pro Recovery CDs	FRU #	CRU
Simplified Chinese (models A1C 31C 32C A2C 33C 34C)	39T9300	*

Chapter 9. Additional Service Information

This chapter provides additional information that the service representative might find helpful.

Security features

Security features in this section include the following:

- Passwords
- Vital Product Data
- Management Information Format (MIF)
- Alert on LAN™

Hardware controlled Passwords

Hardware controlled passwords are set using the Setup Utility program. For more information about passwords, see “Using passwords” on page 55.

Operating system password

An operating system password is very similar to a power-on password and denies access to the computer by an unauthorized user when the password is activated. The computer is unusable until the password is entered and recognized by the computer.

Vital product data

Each computer has a unique Vital Product Data (VPD) code stored in the nonvolatile memory on the system board. After you replace the system board, the VPD must be updated. To update the VPD, see “Flash update procedures” on page 212.

Management Information Format (MIF)

Management Information Format (MIF) is a file used to maintain a list of the system unit serial number along with all serialized components (for example, system board, riser card, memory, and processor).

At the time of computer manufacture, the EPROM is loaded with the serial numbers of the system and all major components.

A company called Retain-a-Group is a central data warehouse offering serial number data management. Retain-a-Group acts as a focal point to law enforcement. The customer has the option to purchase serial number information and services from Retain-a-Group. It is the customer's responsibility to maintain the MIF file and to inform Retain-a-Group of any changes to the file.

Some customers might request that their servicers assist them in maintaining the MIF file when serialized components are replaced during hardware service. This assistance is between the customer and the servicer. The servicer can use the DMI MIF Browser to update the MIF information in the EPROM. It is anticipated that some servicers might charge for this service.

To update the EPROM using the DMI MIF Browser, use the following procedure.

1. Click **Start** from the desktop, then **Programs**.
2. Select **SystemView Agent**
3. Select the **Serial Number Information** icon
4. Click the plus sign to expand.
5. Select the component you want to view or edit.
6. Double click on the component you want to change.
7. Enter new data in the *Value* field, then click **Apply**.

BIOS levels

An incorrect level of BIOS can cause false errors and unnecessary FRU replacement. Use the following information to determine the current level of BIOS installed in the computer, the latest BIOS available for the computer, and where to obtain the latest level of BIOS.

- Current Level BIOS information
 - Run the Setup Utility to determine the level of BIOS installed.
- Sources for obtaining the latest level BIOS available
 1. Lenovo support web site:
<http://www.lenovo.com/think/support/>
 2. Lenovo Customer Support Center
 3. Levels 1 and 2 Support

To update (flash) the BIOS, see “Flash update procedures.”

Flash update procedures

This section details how to flash (update) the BIOS.

Updating (flashing) BIOS from a diskette or CD-ROM

1. Shut down the operating system and turn off the computer.
2. Insert the flash update diskette or CD-ROM.
3. Turn on the computer. The update begins.
4. When you are prompted to select a language, press the number on your keyboard that corresponds to the language; then press Enter.
5. When prompted to change the serial number, press Y, type the seven character serial number of your computer, and then press Enter.
6. When prompted to change the machine type/model, press Y, type the seven character machine type/model of your computer, and then press Enter.
7. Follow the instructions on the screen to complete the update.

Updating (flashing) BIOS from your operating system

Note: Due to constant improvements being made to the Lenovo Web site, Web page content (including the links referenced in the following procedure) is subject to change.

1. From your browser, type <http://www.lenovo.com/think/support>.
2. In the Use Quick path field, type your 4-digit machine type and click **Go**.
3. Under Browse by product, click **Downloads and drivers**.
4. Scroll down to the BIOS category and click on the **Flash Bios Update**.

5. On the Flash BIOS Update page, scroll down to locate the .txt file for the flash from the operating system version. Click the .txt file.
6. Print these instructions. This is very important because these instructions are not on the screen after the download begins.
7. From the browser, click **Back** to return to the list of files. Carefully follow the printed instructions to download, extract, and install the update.

Recovering from a POST/BIOS update failure

Attention: If an interruption occurs during a POST/BIOS update (flash update), the computer might not restart correctly. If this occurs, perform the following procedure (also known as a Boot-block recovery).

Note: If your computer has no internal diskette drive, an optional USB diskette drive must be connected to use the BIOS flash diskette.

1. Open the cover.
2. Remove any parts necessary to gain access to the Clear CMOS/Recovery jumper.
3. Move the Clear CMOS/Recovery jumper from the standard position (pins 1 and 2) to pins 2 and 3.
4. Insert the BIOS flash diskette in the diskette drive.
5. Close the cover and reconnect the computer power cord to the computer and to an electrical outlet. Turn on the computer.
6. The recovery session takes two to three minutes. During this time you will hear a series of beeps. After the update session completes, the series of beeps ends and the computer automatically turns off. There is no video during the recovery session.
7. When the computer turns off, open the cover.
8. Move the Clear CMOS/Recovery jumper back to the original position (pins 1 and 2).
9. Remove the BIOS flash diskette from the diskette drive.
10. Close or install the cover and reconnect all external cables.

Power management

Power management reduces the power consumption of certain components of the computer such as the system power supply, processor, hard disk drives, and some monitors.

Automatic configuration and power interface (ACPI) BIOS

Being an ACPI BIOS system, the operating system is allowed to control the power management features of the computer and the setting for Advanced Power Management (APM) BIOS mode is ignored. Not all operating systems support ACPI BIOS mode.

Automatic Power-On features

The Automatic Power-On features within the Power Management menu allow you to enable and disable features that turn on the computer automatically.

- **Serial Port A Ring Detect:** With this feature set to **Enabled** and an external modem connected to serial port (COM1), the computer will turn on automatically when a ring is detected on the modem.
- **PCI Modem Ring Detect:** With this feature set to **Enabled**, the computer will turn on automatically when a ring is detected on the internal modem.
- **PCI Wake Up:** This feature allows PCI cards that support this capability to wake the system.
- **Wake Up on Alarm:** You can specify a date and time at which the computer will be turned on automatically. This can be either a single event or a daily event.
- **Wake on LAN:** If the computer has a properly configured token-ring or Ethernet LAN adapter card that is Wake on LAN-enabled and there is remote network management software, you can use the Wake on LAN feature. When you set Wake on LAN to **Enabled**, the computer will turn on when it receives a specific signal from another computer on the local area network (LAN).

Recovering software using the Rescue and Recovery program

The Rescue and Recovery program provides an environment that runs independently of the Windows operating system and is hidden from the Windows operating system. Because the Rescue and Recovery workspace is hidden, it is immune from most virus attacks and provides a safe place to perform rescue and recovery operations that might not be possible in the Windows environment. The following recovery solutions are provided by the Rescue and Recovery program:

- Create Product Recovery discs.
- Create rescue media.
- Back up your hard disk periodically.
- Create a Recovery Repair diskette.

If a problem with the software is encountered, you can use the recovery tools from either the Windows environment or from the Rescue and Recovery workspace to do one of the two recovery operations:

- Rescue files
- Restore your backups

Starting the Rescue and Recovery workspace

To start the program:

1. If your computer is already on when you start this procedure, shut down the operating system and turn off the computer.
2. Repeatedly press the F11 key as you turn on the computer.

Note: If a user password or an administrator password has been set, the Rescue and Recovery workspace is not displayed until you type the password.

3. The Rescue and Recovery workspace is displayed.

Refer to the *Quick Reference* that comes with the computer and the Rescue and Recovery help system for additional information about using the Rescue and Recovery program.

Appendix. Notices

Lenovo may not offer the products, services, or features discussed in this document in all countries. Consult your local Lenovo representative for information on the products and services currently available in your area. Any reference to a Lenovo product, program, or service is not intended to state or imply that only that Lenovo product, program, or service may be used. Any functionally equivalent product, program, or service that does not infringe any Lenovo intellectual property right may be used instead. However, it is the user's responsibility to evaluate and verify the operation of any other product, program, or service.

Lenovo may have patents or pending patent applications covering subject matter described in this document. The furnishing of this document does not give you any license to these patents. You can send license inquiries, in writing, to:

*Lenovo (United States), Inc.
500 Park Offices Drive, Hwy. 54
Research Triangle Park, NC 27709
U.S.A.
Attention: Lenovo Director of Licensing*

LENOVO GROUP LTD. PROVIDES THIS PUBLICATION "AS IS" WITHOUT WARRANTY OF ANY KIND, EITHER EXPRESS OR IMPLIED, INCLUDING, BUT NOT LIMITED TO, THE IMPLIED WARRANTIES OF NON-INFRINGEMENT, MERCHANTABILITY OR FITNESS FOR A PARTICULAR PURPOSE. Some jurisdictions do not allow disclaimer of express or implied warranties in certain transactions, therefore, this statement may not apply to you.

This information could include technical inaccuracies or typographical errors. Changes are periodically made to the information herein; these changes will be incorporated in new editions of the publication. Lenovo may make improvements and/or changes in the product(s) and/or the program(s) described in this publication at any time without notice.

The products described in this document are not intended for use in implantation or other life support applications where malfunction may result in injury or death to persons. The information contained in this document does not affect or change Lenovo product specifications or warranties. Nothing in this document shall operate as an express or implied license or indemnity under the intellectual property rights of Lenovo or third parties. All information contained in this document was obtained in specific environments and is presented as an illustration. The result obtained in other operating environments may vary.

Lenovo may use or distribute any of the information you supply in any way it believes appropriate without incurring any obligation to you.

Any references in this publication to non-Lenovo Web sites are provided for convenience only and do not in any manner serve as an endorsement of those Web sites. The materials at those Web sites are not part of the materials for this Lenovo product, and use of those Web sites is at your own risk.

Any performance data contained herein was determined in a controlled environment. Therefore, the result obtained in other operating environments may

vary significantly. Some measurements may have been made on development-level systems and there is no guarantee that these measurements will be the same on generally available systems. Furthermore, some measurements may have been estimated through extrapolation. Actual results may vary. Users of this document should verify the applicable data for their specific environment.

Television output notice

The following notice applies to models that have the factory-installed television-output feature.

This product incorporates copyright protection technology that is protected by method claims of certain U.S. patents and other intellectual property rights owned by Macrovision Corporation and other rights owners. Use of this copyright protection technology must be authorized by Macrovision Corporation, and is intended for home and other limited viewing uses only unless otherwise authorized by Macrovision Corporation. Reverse engineering or disassembly is prohibited.

Trademarks

The following terms are trademarks of Lenovo in the United States, other countries, or both:

- Lenovo
- ThinkCentre
- PS/2
- Rescue and Recovery

The following terms are trademarks of International Business Machines Corporation in the United States, other countries, or both:

- Asset ID
- Alert on LAN
- IBM (used under license)
- Wake on LAN

Intel and Pentium are trademarks of Intel Corporation in the United States, other countries, or both.

Microsoft and Windows are trademarks of Microsoft Corporation in the United States, other countries, or both.

Other company, product, or service names may be trademarks or service marks of others.

ThinkCentre®

Part Number: 39J7813

Printed in USA

(1P) P/N: 39J7813

