


- Lenovo® support: <http://www.lenovo.com/support>
- Lenovo user forums: <https://forums.lenovo.com>

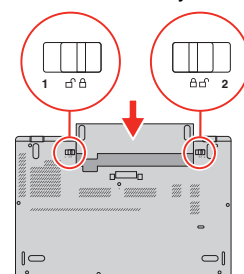
Unpack



Note: Your computer might not come with a Windows® recovery disc set or USB key. To restore the Microsoft® Windows operating system, see the recovery information in the *User Guide*. See “Accessing your *User Guide*” later in this document for additional information.

Initial setup

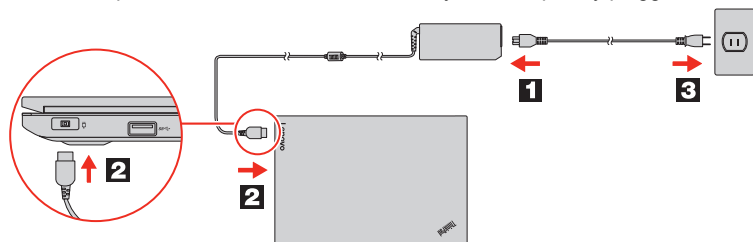
1. Install the battery.



This system supports only batteries specially designed for this specific system and manufactured by Lenovo or an authorized builder. The system does not support unauthorized batteries or batteries designed for other systems. If an unauthorized battery or a battery designed for another system is installed, the system will not charge.

Attention: Lenovo has no responsibility for the performance or safety of unauthorized batteries, and provides no warranties for failures or damage arising out of their use.

2. Connect the power cord to the ac power adapter 1, connect the ac power adapter to the power connector on your computer 2, and connect the power cord to a properly grounded ac power outlet 3. Ensure that all power cord connectors are securely and completely plugged into receptacles.




3. Press the power button to turn on the computer. Then follow the on-screen instructions to complete the initial setup.

Controls and indicators

- 1 Microphones*
- 2 Camera*
- 3 Screen (multi-touch/non-touch)
- 4 Power button
- 5 Fingerprint reader*
- 6 Trackpad
- 7 TrackPoint® buttons
- 8 Fn key with the Fn Lock indicator
- 9 TrackPoint pointing stick
- 10 F1 key with the speaker mute indicator
- 11 F4 key with the microphone mute indicator

* Available on some models.



Accessing your User Guide

Your *User Guide* contains detailed information about your computer. To access your *User Guide*, do the following:

- Windows 10:**
- Open the Start menu and then click **Lenovo Companion**.
 - Click **View User Guide** in the **SUPPORT** section.

- Windows 7:**
- From the Windows desktop, click **Start** and then click **Help and Support**. The Windows Help and Support window opens.
 - Click **Lenovo User Guide**.

Lenovo makes constant improvements to the *User Guide* of your computer. To ensure that you have the up-to-date information of your computer, see “Downloading publications” for information about downloading the latest *User Guide*.

Downloading publications

Electronic versions of your computer publications are available from the Lenovo Support Web site. To download the publications for your computer, go to:
<http://www.lenovo.com/support>

Read this documentation before using your computer



This documentation provides critical safety and regulatory information for Lenovo computers.

Safety information



Plastic bag notice

DANGER
Plastic bags can be dangerous. Keep plastic bags away from babies and children to avoid danger of suffocation.

General battery notice

DANGER
Batteries supplied by Lenovo for use with your product have been tested for compatibility and should only be replaced with approved parts. A battery other than the one specified by Lenovo, or a disassembled or modified battery is not covered by the warranty.

- Battery abuse or mishandling can cause overheating, liquid leakage, or an explosion. To avoid possible injury, do the following:
- Do not open, disassemble, or service any battery.
 - Do not crush or puncture the battery.
 - Do not short-circuit the battery, or expose it to water or other liquids.
 - Keep the battery away from children.
 - Keep the battery away from fire.

Stop using the battery if it is damaged, or if you notice any discharge or the buildup of foreign materials on the battery leads.

Store the rechargeable batteries or products containing the rechargeable batteries at room temperature, charged to approximately 30 to 50% of capacity. We recommend that the batteries be charged about once per year to prevent overdischarge.

Do not put the battery in trash that is disposed of in landfills. When disposing of the battery, comply with local ordinances or regulations.

Notice for removable rechargeable battery

DANGER

Only recharge the battery strictly according to instructions included in the product documentation.

If the battery is incorrectly replaced, there is danger of an explosion. The battery contains a small amount of harmful substance.

Notice for built-in rechargeable battery

DANGER

Do not attempt to remove or replace the built-in rechargeable battery. Replacement of the battery must be done by a Lenovo-authorized repair facility or technician.

Only recharge the battery strictly according to instructions included in the product documentation.

The Lenovo-authorized repair facilities or technicians recycle Lenovo batteries according to local laws and regulations.

Notice for non-rechargeable coin-cell battery

DANGER

If the coin-cell battery is incorrectly replaced, there is danger of an explosion. The battery contains a small amount of harmful substance.

Do not heat to more than 100°C (212°F).

The following statement applies to users in the state of California, U.S.A.

California Perchlorate Information:

Products containing manganese dioxide lithium coin-cell batteries may contain perchlorate.

Perchlorate Material - special handling may apply, See www.dtsc.ca.gov/hazardouswaste/perchlorate

Using headphones or earphones

CAUTION:

Excessive sound pressure from earphones and headphones can cause hearing loss. Adjustment of the equalizer to maximum increases the earphone and headphone output voltage and the sound pressure level. Therefore, to protect your hearing, adjust the equalizer to an appropriate level.

Excessive use of headphones or earphones for a long period of time at high volume can be dangerous if the output of the headphone or earphone connectors do not comply with specifications of EN 50332-2. The headphone output connector of your computer complies with EN 50332-2 Sub clause 7. This specification limits the computer's maximum wide band true RMS output voltage to 150 mV. To help protect against hearing loss, ensure that the headphones or earphones you use also comply with EN 50332-2 (Clause 7 Limits) or a wide band characteristic voltage of 75 mV. Using headphones that do not comply with EN 50332-2 can be dangerous due to excessive sound pressure levels.

If your Lenovo computer came with headphones or earphones in the package, as a set, the combination of the headphones or earphones and the computer already complies with the specifications of EN 50332-1. If different headphones or earphones are used, ensure that they comply with EN 50332-1 (Clause 6.5 Limitation Values). Using headphones that do not comply with EN 50332-1 can be dangerous due to excessive sound pressure levels.

Service, support, and warranty information

The following information describes the technical support that is available for your product during the warranty period and throughout the life of your product. Online technical support is available during the lifetime of a product at <http://www.lenovo.com/support>.

If you purchased Lenovo services, refer to the following terms and conditions for detailed information:

- For **Lenovo Warranty Service Upgrades or Extensions**, go to: <http://support.lenovo.com/lwsu>
- For **Lenovo Accidental Damage Protection Services**, go to: <http://support.lenovo.com/ladps>

Warranty Information

Lenovo provides a warranty period for your computer. To check the warranty status of your computer, go to

<http://www.lenovo.com/warranty-status>, and then follow the instructions on the screen.

Your computer is covered by the terms of the Lenovo Limited Warranty (LLW), version L505-0010-02 08/2011. The LLW is displayed on your computer during the initial setup. If you cannot view the LLW either from your computer or from the Web site (http://www.lenovo.com/warranty/llw_02), contact your local Lenovo office or reseller to obtain a printed version.

After the initial setup has been completed, you can view the warranty information from your computer by doing the following:

- Windows 10:**
- Open the Start menu and then click **Lenovo Companion**.
 - Click **SUPPORT**. The warranty information is listed in the **WARRANTY & SERVICES** section.
- Windows 7:**
From the Windows desktop, click **Start** → **All Programs** → **Lenovo PC Experience** → **Lenovo Warranty**.

Customer Replaceable Units

Customer Replaceable Units (CRUs) are parts that can be upgraded or replaced by the customer. To view the instructions on replacing the CRUs, see the respective section in the *User Guide*. See “Accessing your *User Guide*” for additional information.

The CRUs for your computer are listed as following:

Self-service CRUs

- ac power adapter
- Power cord
- Removable battery
- Base cover assembly
- Memory module
- Internal storage drive (hard disk drive, solid-state drive, or hybrid drive)
- Internal storage drive cable
- Wireless LAN card
- Wireless WAN card*
- Coin-cell battery

Optional-service CRUs

- dc-in cable assembly
- Keyboard
- Storage-drive stabilizer bar

* Available on some models.

Worldwide telephone technical support

This section lists Lenovo Support telephone numbers. If you cannot find the support telephone number for your country or region, contact your Lenovo reseller or Lenovo marketing representative.

Before contacting a Lenovo technical support representative, have the following information available: model and serial number, the exact wording of any error message, and a description of the problem.

Important: Telephone numbers are subject to change without notice. The most up-to-date telephone list for the Customer Support Center is always available at: <http://www.lenovo.com/support/phone>

Country or region	Telephone number
Algeria	33-6-7348 1739 (French, Spanish)
Anguilla	1-800-426-7378 (English)
Antigua and Barbuda	1-800-426-7378 (English)
Argentina	0800-666-0011 (Spanish, English)
Armenia	0-606-90-077 (Standard charges apply) (Russian, English)
Australia	1-800-041-267 (English)
Austria	0810-100-654 (German)
Bahamas	1-800-426-7378 (English)
Bahrain	Kanoo IT: 00-973-1771-1722 Bahrain Business Machine LLC: 00-973-1758-4302 (Arabic, English)
Bangladesh	AWSP Flora Limited: 70-200-6853 88-0171-000-0000 (Mobile) Email: hasan_reaz@globalbrand.com.bd

Country or region	Telephone number
Barbados	02-339-36-11 (Warranty service and support) (Dutch, French) 1-800-426-7378 (English)
Belarus	8-256-400-184 (Standard charges apply) (Russian, English)
Bermuda	1-800-426-7378 (English)
Bolivia	0800-10-0189 (Spanish)
Bosnia and Herzegovina	387-3356-3170 (Bosnian)
Brazil	Calls made from within the Sao Paulo region: 11-3889-8986 Calls made from outside the Sao Paulo region: 0800-701-4815 (Portuguese)
Brunei Darussalam	Dial 800-1111, and then dial 866-273-5446 (Bahasa Melayu, English)
Canada	1-800-565-3344 (English, French)
Cayman Islands	1-800-426-7378 (English)
Chile	800-361-213 (Spanish)
China	Technical Support Line: 400-100-6000 (Mandarin)
Colombia	01-800-912-3021 (Spanish)
Costa Rica	0-800-011-1029 (Spanish)
Croatia	385-1-3033-120 (Hrvatski)
Cyprus	800-92537 (Greek)
Czech Republic	800-353-637 (Czech)
Denmark	7010-5150 (Warranty service and support) (Danish)
Dominican Republic	1-866-434-2080 (Spanish)
Ecuador	1-800-426911-OPCION 4 (Spanish)
Egypt	Primary: 0800-0000-850 Secondary: 0800-0000-744 (Arabic, English)
El Salvador	800-6264 (English)
Estonia	372-66-00-800 (Estonian, Russian, English)
Finland	358-800-1-4260 (Warranty service and support) (Finnish)
France	33-243-166-035 (Warranty service and support) (French)
Georgia	995-706-777-826 (Standard charges apply) (Russian, English)
Germany	0800-500-4618 (Toll Free) (Warranty service and support) (German)
Greece	Lenovo authorized warranty service provider (Greek)
Grenada	1-800-426-7378 (English)
Guatemala	999-9190 (Spanish)
Honduras	800-0123 (Spanish)
Hong Kong	(852) 3516-8977 (Cantonese, English, Mandarin)
Hungary	+36-13-825-716 (English, Hungarian)
India	(Primary) 1800-419-4666 (Tata) (Secondary) 1800-3000-8465 (Reliance) Email: commercialts@lenovo.com (English, Hindi)
Indonesia	1-803-442-425 62 213-002-1090 (Standard charges apply) (English, Bahasa Indonesia)
Ireland	1-890-928-860 (English)
Italy	39-800-820-094 (Warranty service and support) (Italian)
Jamaica	1-800-426-7378 (English)
Japan	0120-000-817 (Japanese, English)
Jordan	Jordan Business Systems: 00-962-6-500-0999 Ext 713/127 General Computer & Electronic (GCE): 00-962-6-551-3879 (Arabic, English)
Kazakhstan	77-273-231-427



Country or region	Telephone number
	(Standard charges apply) (Russian, English)
Kenya	080-0733-256 (English)
Korea	1670-0088 (Standard charges apply) (Korean)
Kuwait	Easa Hussain Al Yousifi: 00-965-2244-5280 AM, KHORAFI: 00-965-2200-1100 1127 Khorafi Business Machines (KBM): 00-965-2259-4611 Diyar United Company: 00-965-4378-383 Redington Kuwait: 00-965-2433-3203; 2545-6250 / 2545-6251 (Arabic, English)
Latvia	371-6707-0360 (Latvian, Russian, English)
Lebanon	Quantech: 00-961-1999-500 Computer Business Machine (CBM): 00-961-1680-180 El Haced S.A.L: 00-961-1771-300 (Arabic, English, French)
Lithuania	370 5278 6602 (Lithuanian, Russian, English)
Luxembourg	352-360-385-222 (French)
Macao	0800-807 / (852) 3071-3559 (Cantonese, English, Mandarin)
Macedonia	389-2309-625 (Macedonian)
Malaysia	1-800-88-0013 03-7724-8023 (Standard charges apply) (English)
Malta	356-21-445-566 (English, Italian, Maltese, Arabic)
Mexico	001-866-434-2080 (Spanish)
Moldova	0-602-23-433 (Standard charges apply) (Russian, English)
Morocco	212-5-22-509-35 (Arabic)
Nepal	977-1-423-3501 (Hunting), 977-980-113-3667 (Mobile)
Netherlands	020-513-3939 (Dutch)
New Zealand	0508-770-506 (English)
Nicaragua	001-800-220-2282 (Spanish)
Nigeria	070-8060-1481 (English)
Norway	8152-1550 (Norwegian)
Oman	Khimi Ramdas Computer Communication Systems: 00-968-2469-6255 Overseas Business Machines (OBM): 00-968-2460-1072, 2460-5018 Gulf Business Machines Services (GBMS): 00-968-2455-9831
Pakistan	International Office Products (pvt) Ltd.: 00-92-212-422-569 00-92-213-241-2023 Selling Business Systems: 00-92-21-568-9823
Panama	001-866-434 (Lenovo Customer Support Center- toll free) (Spanish)
Paraguay	009-800-52-10026 (Spanish)
Peru	0-800-50-866 OPCION 2 (Spanish)
Philippines	+48-22-295-4950 +48-22-116-8656 (Tagalog, English)
Poland	+48-22-295-4950 +48-22-116-8656 (Polish, English)
Portugal	808-225-115 (Standard charges apply) (Portuguese)
Qatar	Al Mana Computer Services: 00-9744-4489-966 (ext. 1992) Qatar Computer Services W.L.L: 00-9744-4441-212 (Arabic)
Romania	MB Distribution: +4021-231-79-88, MBL Computers: +4021-204-67-34, Sysco: +4021-323-72-52, Asseco See: +4021-206-45-00, Net Brinel: +40264-41-46-10, Eta2U: +40256-27-75-77, S&T Romania: +4021-208-58-00 (Romanian)
Russia	7-499-705-6204 7-495-240-8558 (Standard charges apply) (Russian)
Saint Kitts and Nevis	1-800-426-7378 (English)
Saint Lucia	1-800-426-7378 (English)
Saudi Arabia	800-84-451-28 (Standard charges apply) (Arabic)
Singapore	6818-5315 (Standard charges apply) 1-800-415-5529 (English, Mandarin, Bahasa Malaysia)

Country or region	Telephone number
Slovakia	00421-2-4974-8888 (Slovak)
Slovenia	386-1-2005-60 (Slovenian)
South Africa	0800-110-756 (English)
Spain	917-147-833 (Spanish)
Sri Lanka	9477-7357-123 (Sumathi information systems) (English)
Sweden	077-117-1040 (Warranty service and support) (Swedish)
Switzerland	0800-55-54-54 (Warranty service and support) (German, French, Italian)
Taiwan	0800-000-702 (Mandarin)
Thailand	001-800-4415-734 (+662) 787-3067 (Standard charges apply) (Thai, English)
Tortola	1-800-426 7378 (English)
Turkey	444-04-26 (Turkish)
Turks and Caicos	1-800-426-7378 (English)
Ukraine	044-362-42-81 (Standard charges apply) 089-320-24-92 (Standard charges apply) (Ukrainian, Russian, English)
United Arab Emirates	8000-3570-2810 (Standard charges apply) (Arabic)
United Kingdom	0333-777-3991 (National Rate) (English)
United States	1-800-426-7378 (English)
Uruguay	000-411-005-6649 (Spanish)
Venezuela	0-800-100-2011 (Spanish)
Vietnam	120-11072 (Toll Free) 84-8-4458-1042 (Standard charges apply)
Yemen	Al Khirbash and Agencies: 00-967-1209-8278 Yemen Business Machines (YBM): 00-967-3-213324 00-967-3-214655 00-967-3-213909 (Arabic)

Lenovo product service information for Taiwan

委託商/進口商名稱: 荷蘭商聯想股份有限公司台灣分公司
進口商地址: 台北市內湖區堤頂大道2段89號5樓
進口商電話: 0800-000-702 (代表號)

Recycling and environmental information

Lenovo encourages owners of information technology (IT) equipment to responsibly recycle their equipment when it is no longer needed. Lenovo offers a variety of programs and services to assist equipment owners in recycling their IT products.

For information on recycling Lenovo products, go to: <http://www.lenovo.com/recycling>

For additional recycling and environmental statements, refer to your *User Guide*. See "Accessing your *User Guide*" for details.

The latest environmental information about our products is available at <http://www.lenovo.com/ecodeclaration>.

Important WEEE information



Electrical and electronic equipment marked with the symbol of a crossed-out wheeled bin may not be disposed as unsorted municipal waste. Waste of electrical and electronic equipment (WEEE) shall be treated separately using the collection framework available to customers for the return, recycling, and treatment of WEEE.

Country-specific information is available at: <http://www.lenovo.com/recycling>

WEEE information (Hungary)

A magyar törvények értelmében, a 197/2014 (VIII.1.) kormányrendelet 12. szakaszának (1)-(5) cikkében foglaltak szerint Lenovo mint gyártó állja a keletkező költségeket.

Recycling information for Japan

日本でのリサイクルまたは廃棄についての詳細は、Web サイト <http://www.lenovo.com/recycling/japan> を参照してください。

Recycling information for China

《废弃电器电子产品回收处理管理条例》提示性说明
联想鼓励拥有联想品牌产品的用户当不再需要此类产品时，遵守国家废弃电器电子产品回收处理相关法律法规，将其交给当地具有国家认可的回收处理资质的厂商进行回收处理。更多回收服务信息，请点击进入 <http://support.lenovo.com/cn/activity/551.htm>。

Restriction of Hazardous Substances Directive (RoHS)

European Union RoHS

This Lenovo product, with included parts (cables, cords, and so on) meets the requirements of Directive 2011/65/EU on the restriction of the use of certain hazardous substances in electrical and electronic equipment ("RoHS recast" or "RoHS 2").

For more information about Lenovo worldwide compliance on RoHS, go to: http://www.lenovo.com/social_responsibility/us/en/RoHS_Communication.pdf

China RoHS

The information in the following table is applicable for products manufactured on or after January 1, 2015 for sale in the People's Republic of China.

产品中有害物质的名称及含量

部件名称	铅 (Pb)	汞 (Hg)	镉 (Cd)	六价铬 (Cr (VI))	多溴联苯 (PBB)	多溴二苯醚 (PBDE)
印刷电路板组件	X	O	O	O	O	O
硬盘	X	O	O	O	O	O
光驱	X	O	O	O	O	O
LCD面板 (LED背光源)	X	O	O	O	O	O
键盘	X	O	O	O	O	O
内存	X	O	O	O	O	O
电池	X	O	O	O	O	O
电源适配器	X	O	O	O	O	O
底壳、顶盖和扬声器	X	O	O	O	O	O

注:
本表依据SJ/T 11364的规定编制。
O: 表示该有害物质在该部件所有均质材料中的含量均在GB/T 26572标准规定的限量要求以下。
X: 表示该有害物质至少在该部件的某一均质材料中的含量超出GB/T 26572标准规定的限量要求。标记“X”的部件，皆因全球技术发展水平限制而无法实现有害物质的替代。印刷电路板组件包括印刷电路板 (PCB) 及其组件、集成电路 (IC) 和连接器。某些型号的产品可能不包含上表中的某些部件，请以实际购买机型为准。

图示:
在中华人民共和国境内销售的电子信息产品上将印有“环保使用期限”(EPup)符号。圆圈中的数字代表产品的正常环保使用期限。

Turkish RoHS

The Lenovo product meets the requirements of the Republic of Turkey Directive on the Restriction of the Use of Certain Hazardous Substances in Waste Electrical and Electronic Equipment (WEEE).

Türkiye AEEE Yönetmeliğine Uygunluk Beyanı

Bu Lenovo ürünü, T.C. Çevre ve Orman Bakanlığının "Atık Elektrik ve Elektronik Eşyalarında Bazı Zararlı Maddelerin Kullanımının Sınırlanması Dair Yönetmelik (AEEE)" direktiflerine uygundur.

AEEE Yönetmeliğine Uygundur.

Ukraine RoHS

Цим підтверджуємо, що продукція Леново відповідає вимогам нормативних актів України, які обмежують вміст небезпечних речовин.

India RoHS

RoHS compliant as per E-Waste (Management) Rules.

Compliance information

The latest compliance information is available at: <http://www.lenovo.com/compliance>

Electronic emission notices

This device has been tested and found to comply with the limits for a Class B digital device. The *User Guide* for this product provides the complete Class B compliance statements that are applicable for this device. See "Accessing your *User Guide*" for additional information.

Korean Class B compliance statement

B 급 기기 (가정용 방송통신기자재)
이 기기는 가정용(B급) 전자파적합기로서 주로 가정에서 사용하는 것을 목적으로 하며, 모든 지역에서 사용할 수 있습니다.

European Union conformity

EU contact: Lenovo, Einsteinova 21, 851 01 Bratislava, Slovakia



Compliance to Directives for Information Technology Equipment (ITE) and Radio Equipment

Models without a radio device: This product is in conformity with the protection requirements of EU Council Directive 2014/30/EU on the approximation of the laws of the Member States relating to electromagnetic compatibility. The full compliance statement is

located in the *User Guide*. See "Accessing your *User Guide*" in this document for additional information.

Models with a radio device: This product is in compliance with the essential requirements and other relevant provisions of the EU Council Radio and Telecommunications Terminal Equipment (R&TTE) Directive, 1999/5/EC. The Declaration of Conformity information related to the wireless function is located in the *Regulatory Notice*, which you can download from the Lenovo Support Web site. See "Downloading publications" in this document for additional information.

Note: R&TTE 1999/5/EC remains in force during the transition period of Radio Equipment Directive (RED) 2014/53/EU until 12 June, 2017. After then, RED 2014/53/EU will take the place of R&TTE 1999/5/EC.

In addition, the product EU DoC can be obtained from the following location: <http://www.lenovo.com/compliance>

Wireless-radio compliance information

Computer models equipped with wireless communications comply with the radio frequency and safety standards of any country or region in which it has been approved for wireless use.

Besides this document, ensure that you read the Regulatory Notice for your country or region before using the wireless devices contained in your computer. To obtain a PDF version of the Regulatory Notice, see "Downloading publications" in this document.

Brazil wireless-radio compliance information

Este equipamento opera em caráter secundário, isto é, não tem direito a proteção contra interferência prejudicial, mesmo de estações do mesmo tipo, e não pode causar interferência a sistemas operando em caráter primário.

This equipment is a secondary type device, that is, it is not protected against harmful interference, even if the interference is caused by a device of the same type, and it also cannot cause any interference to primary type devices.

Mexico wireless-radio compliance information

Advertencia: En México la operación de este equipo está sujeta a las siguientes dos condiciones: (1) es posible que este equipo o dispositivo no cause interferencia perjudicial y (2) este equipo o dispositivo debe aceptar cualquier interferencia, incluyendo la que pueda causar su operación no deseada.

Singapore wireless-radio compliance information

Complies with IMDA Standards DB102306

Korean wireless-radio compliance information

기기 준수 사항

무선설비 전파 혼신 (사용주파수 2400~2483.5, 5725~5825 무선제품해당)

해당 무선설비가 전파혼신 가능성이 있으므로 인명안전과 관련된 서비스는 할 수 없음

Additional compliance information

Brazil audio notice

Ouvir sons com mais de 85 decibéis por longos períodos pode provocar danos ao sistema auditivo.

Eurasian compliance mark



California BC mark



ENERGY STAR



Select models conform to ENERGY STAR® requirements. Additional ENERGY STAR information is in your *User Guide*. See "Accessing your *User Guide*".

Legal notices

Lenovo, the Lenovo logo, ThinkPad, the ThinkPad logo, and TrackPoint are trademarks of Lenovo in the United States, other countries, or both.

Microsoft and Windows are trademarks of the Microsoft group of companies.

Other company, product, or service names may be trademarks or service marks of others.

For additional legal notices, refer to the *User Guide* for your computer. See "Accessing your *User Guide*" for additional information.