



ThinkPad® T480

Setup Guide

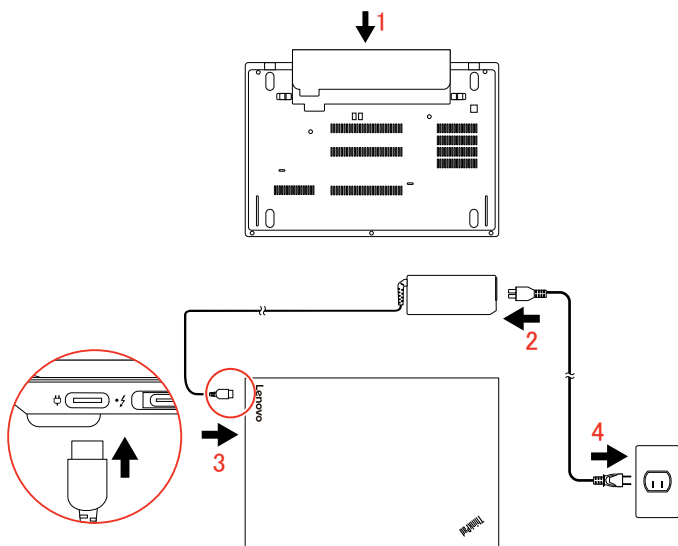
Lenovo™

Unpack

Standard items



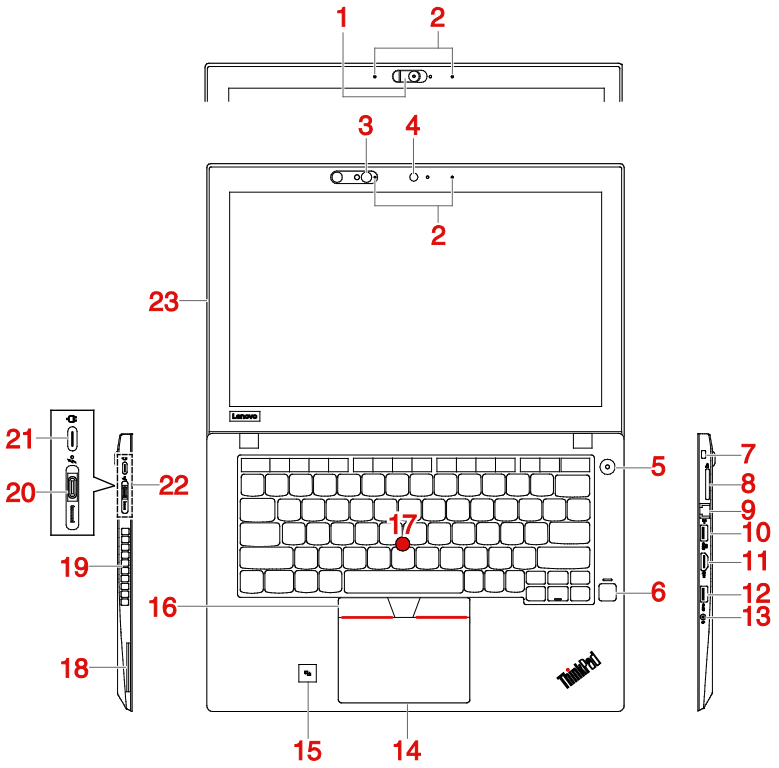
Initial setup



E-manual



Overview



[English]

1. Conventional camera with camera shutter *
2. Microphones
3. Infrared camera *
4. Conventional camera
5. Power button
6. Fingerprint reader *
7. Security-lock slot
8. Media-card slot
9. Ethernet connector
10. Always On USB 3.1 connector Gen 1
11. HDMI™ connector
12. USB 3.1 connector Gen 1
13. Audio connector
14. Trackpad
15. NFC mark *
16. TrackPoint® buttons
17. TrackPoint pointing stick
18. Smart-card slot *
19. Fan louvers
20. USB-C™ connector (Thunderbolt 3 compatible)
21. USB-C connector
22. Docking-station connector
23. Screen (multi-touch screen on some models)

* Available on some models

Compliance with the EU Radio Equipment Directive

The following applies to models with a radio device.

Hereby, Lenovo (Singapore) Pte. Ltd., declares that the radio equipment type ThinkPad T480 is in compliance with Directive 2014/53/EU.

Refer to the *Safety and Warranty Guide* for further information regarding EU regulatory compliance.

Second Edition (April 2018)

© Copyright Lenovo 2018.

LIMITED AND RESTRICTED RIGHTS NOTICE: If data or software is delivered pursuant to a General Services Administration "GSA" contract, use, reproduction, or disclosure is subject to restrictions set forth in Contract No. GS-35F-05925.

Reduce | Reuse | Recycle

