

# ThinkPad® P72

## Setup Guide

For Barcode Position Only

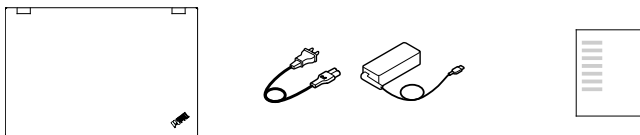
Printed in China  
PN: SP40T79836

Lenovo

## Unpack

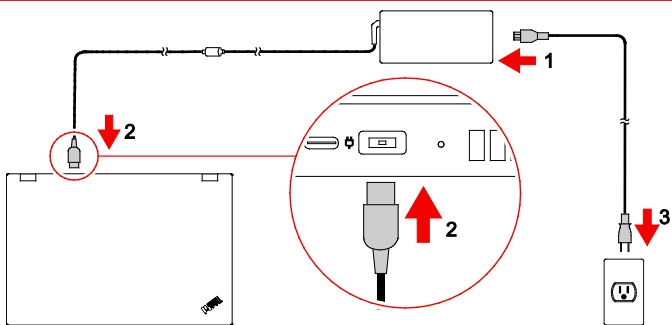
---

Standard items



## Initial setup

---

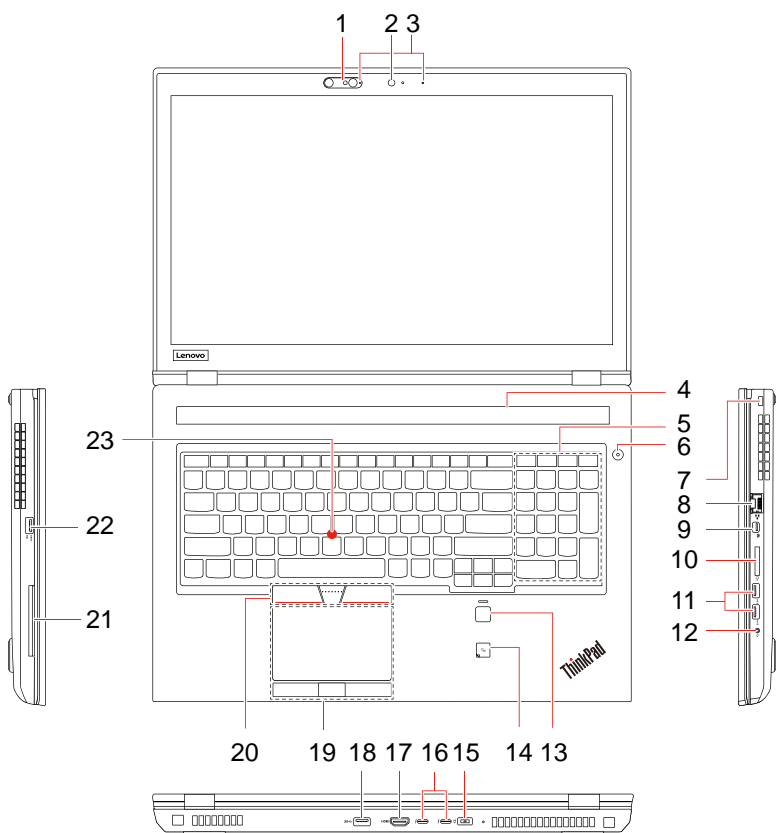


## E-manual

---



## Overview



[English]

1. Infrared camera \*
2. Conventional camera (available on models with the infrared camera)
3. Microphones \*
4. Speakers
5. Numeric keypad
6. Power button
7. Security-lock slot
8. Ethernet connector
9. Mini DisplayPort® connector
10. SD-card slot
11. USB 3.1 connectors Gen 1
12. Audio connector
13. Fingerprint reader
14. NFC label \*
15. Power connector
16. USB-C™ connectors (Thunderbolt™ 3 compatible)
17. HDMI™ connector
18. USB 3.1 connector Gen 1
19. Trackpad with buttons
20. TrackPoint® buttons
21. Smart-card slot \*
22. Always On USB 3.1 connector Gen 1
23. TrackPoint pointing stick

\* Available on some models

**i** Read the statement on USB transfer rate in the User Guide. Refer to the Safety and Warranty Guide for accessing the User Guide.

## Regulatory labels

Depending on your country or region, government-required regulatory information is provided through one of the following methods:

- On a physical label attached to the outside of your computer shipping carton
- On a physical label attached to your computer
- Through an electronic-label screen (E-label screen) preinstalled on your computer

To access the E-label screen, do one of the following:

- Restart the computer. When the logo screen is displayed, press F9. The E-label screen is displayed.
- Restart the computer. When the logo screen is displayed, press Enter or tap the prompt to enter the Startup Interrupt menu. Then press F9 or tap the Regulatory Information option. The E-label screen is displayed.

## European Union conformity

EU contact: Lenovo (Slovakia), Landererova 12, 811 09 Bratislava, Slovakia



Compliance to Directives for Information Technology Equipment (ITE) and Radio Equipment

**EMC Directive Statement:** This product is in conformity with the protection requirements of EU Council Directive 2014/30/EU on the approximation of the laws of the Member States relating to electromagnetic compatibility. The full compliance statement is located in the *User Guide*.

### Models with a radio device:

#### Compliance with the Radio Equipment Directive

Hereby, Lenovo (Singapore) Pte. Ltd., declares that the radio equipment type ThinkPad P72 is in compliance with Directive 2014/53/EU.

The full text of the system EU declaration of conformity and the EU wireless module declarations are available at the following Internet addresses:

- For notebook computers:  
<https://www.lenovo.com/eu-doc-notebooks>
- For tablets:  
<https://www.lenovo.com/eu-doc-tablets>

This radio equipment operates with the following frequency bands and maximum radio-frequency power:

Technology	Frequency band [MHz]	Maximum transmit power
WLAN 802.11b/g/n	2400 - 2483.5	< 20 dBm
WLAN 802.11a/n/ac	5150 - 5725	< 23 dBm
WLAN 802.11a/n/ac	5725 - 5875	< 13.98 dBm
Bluetooth BR/EDR/LE	2400 - 2483.5	< 20 dBm
NFC	13.56	< -5.31 dBμA/m @10m

Note: The list of wireless modules used in this product is available in the *Regulatory Notice*. You can download the latest *Regulatory Notice* for this product from the Lenovo Support Web site:  
<https://support.lenovo.com>

Second Edition (May 2019)

© Copyright Lenovo 2019.

LIMITED AND RESTRICTED RIGHTS NOTICE: If data or software is delivered pursuant to a General Services Administration "GSA" contract, use, reproduction, or disclosure is subject to restrictions set forth in Contract No. GS-35F-05925.

Reduce | Reuse | Recycle

